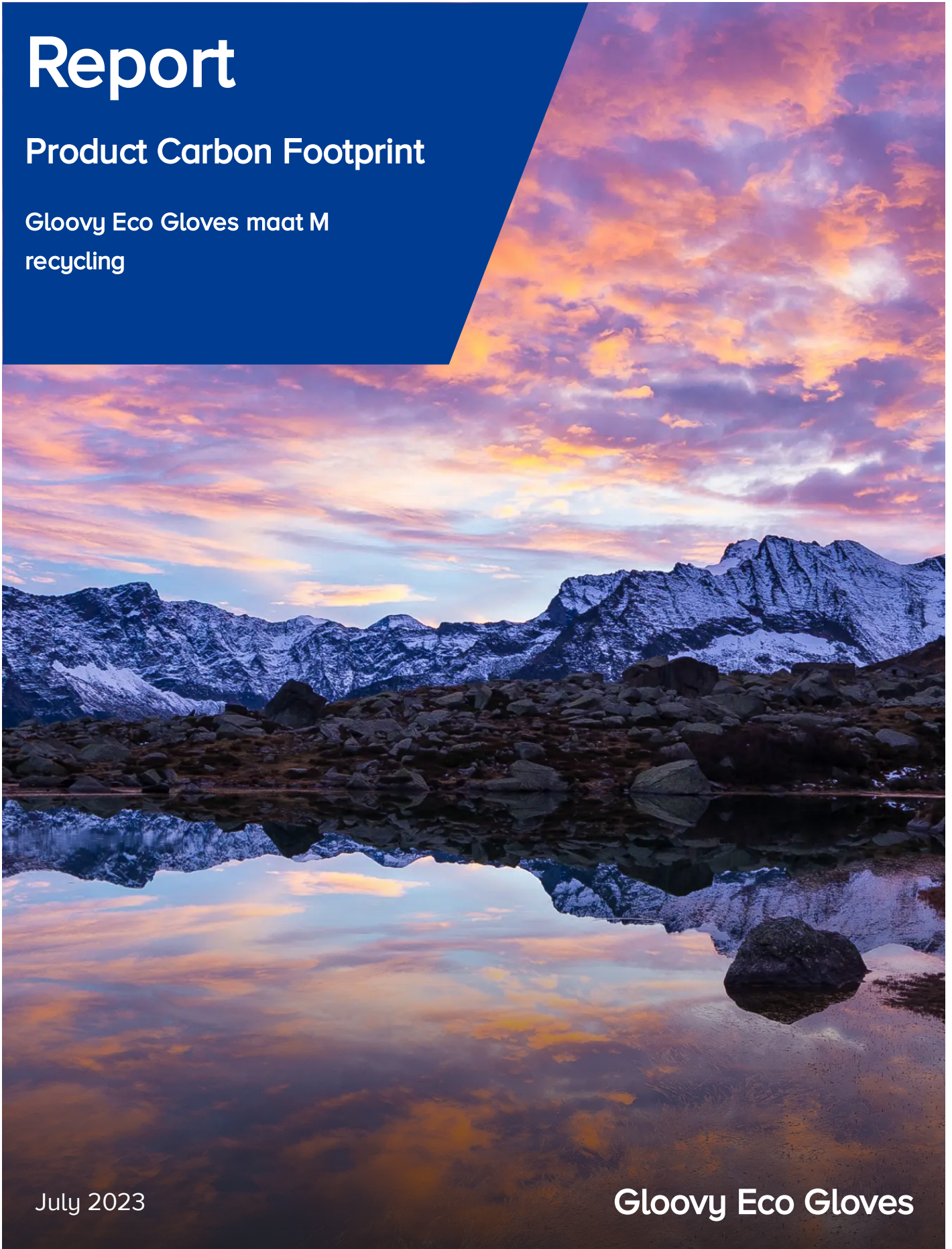


# Report

## Product Carbon Footprint

Gloovy Eco Gloves maat M  
recycling



July 2023

Gloovy Eco Gloves

## Introduction

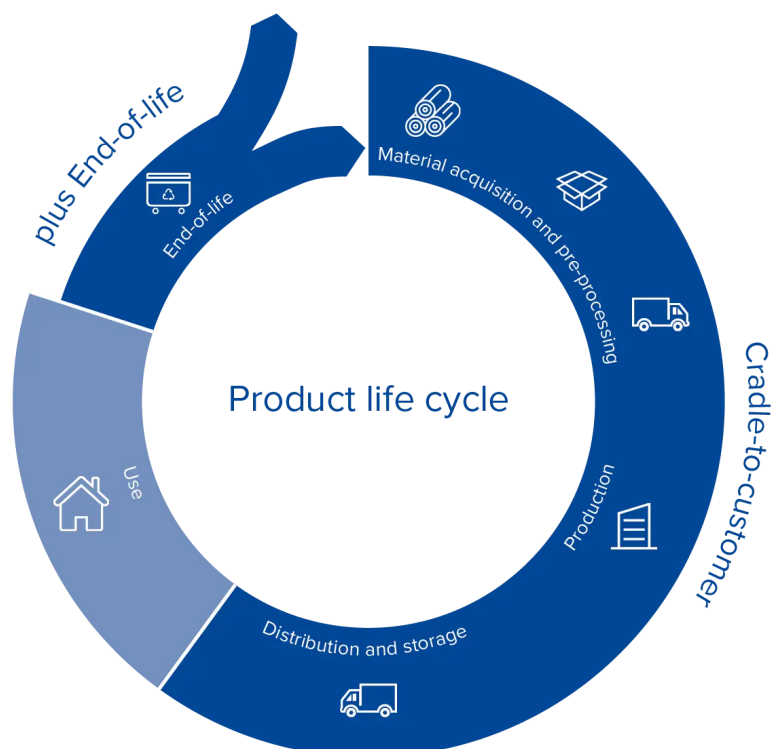
On behalf of **Gloovy Eco Gloves**, ClimatePartner has calculated the carbon emissions for the product **Gloovy Eco Gloves maat M recycling**, in line with the Greenhouse Gas Protocol Product Life Cycle Accounting and Reporting Standard (GHG Protocol).

The study's boundary follows a “cradle-to-customer plus waste” approach. Here, emissions were taken into account according to the following lifecycle stages: Extraction and pre-processing of raw materials and packaging, production, supply of the product up to the customer’s factory gates as well as any relevant disposal emissions for the product and its packaging.

In this approach, the calculation focuses on the processes that can be monitored by the producer. In the case of emissions from the use phase, this is often only the case to a limited extent. In addition, these are subject to assumptions and estimates, they were therefore not taken into account in the calculation.

Where possible, primary data was used. Where this was not possible, secondary data was gathered from recognised sources. The underlying emission factors are derived from international databases, such as ecoinvent or GEMIS. All greenhouse gases were taken into account for the calculation and are represented in carbon dioxide equivalents (CO<sub>2</sub>e) for improved legibility and comparability.

Emissions that could not be directly attributed to the product but were required for production, such as employee commuting or business travel, were also included in the calculation as “general emissions”.



## Table

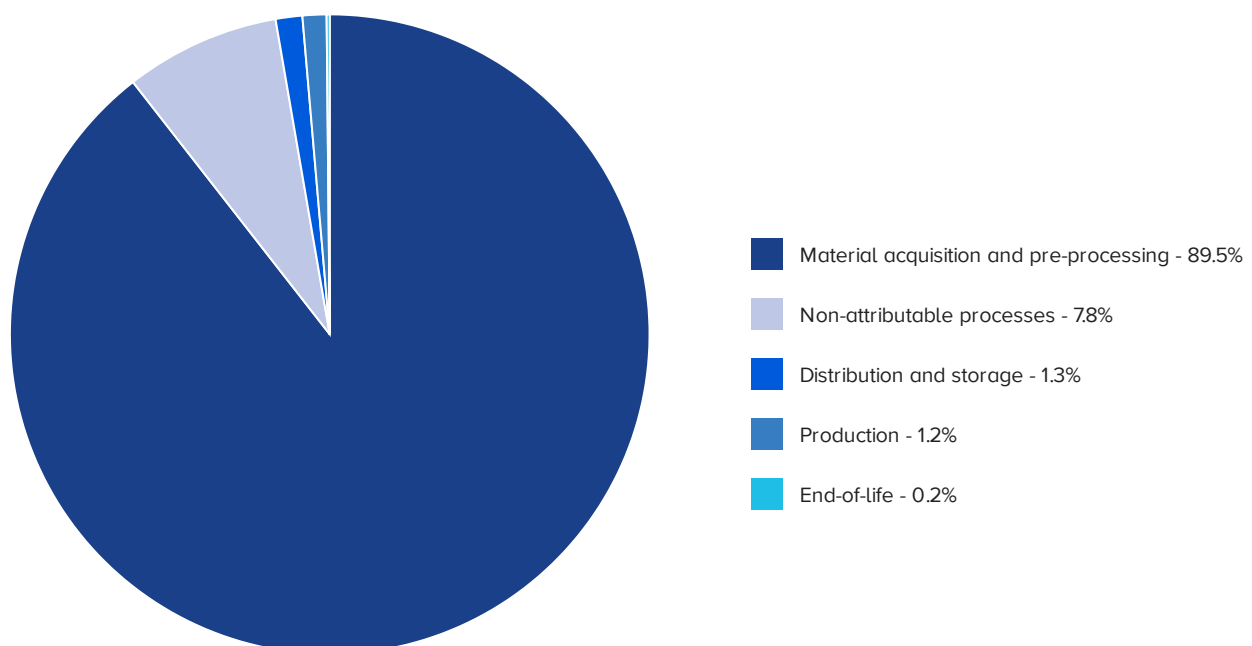
### Carbon emissions: Gloovy Eco Gloves maat M recycling

Total result for: product 340 g cradle-to-customer plus end-of-life

Emission sources	g CO <sub>2</sub>	%
<b>Material acquisition and pre-processing</b>	<b>1,059.56</b>	<b>89.5</b>
Raw materials	871.24	73.6
Packaging	178.84	15.1
Inbound logistics	9.48	0.8
<b>Production</b>	<b>14.35</b>	<b>1.2</b>
Electricity	14.35	1.2
<b>Distribution and storage</b>	<b>15.96</b>	<b>1.3</b>
Outbound logistics	15.96	1.3
<b>End-of-life</b>	<b>1.82</b>	<b>0.2</b>
End-of-life	1.82	0.2
<b>Non-attributable processes</b>	<b>92.79</b>	<b>7.8</b>
General emissions	92.79	7.8
<b>Overall results</b>	<b>1,184.48</b>	<b>100.0</b>

## Figure

Breakdown according to lifecycle stages



## Next steps

The company should now use the findings of the calculation for effective climate protection. For this purpose, reduction targets must be defined and implemented, climate projects must be financed and the climate protection commitment must be communicated transparently.

### **Set reduction targets**

The reduction targets should be ambitious and adapted to the current state of scientific knowledge. ClimatePartner recommends differentiating between short-, medium- and long-term reduction targets. This is due to the fact that some measures can be implemented quickly, while others take time, for example because processes and products need to be rethought or because the supply chain needs to be included. Reduction is therefore a continuous process and as such should be part of the corporate strategy.

### **Implement reduction measures**

In general, there are two possible courses of action to mitigate and reduce emissions.

1. Good product design and its associated reduction in materials, improved energy efficiency in production, and regional procurement of raw materials and packaging to mitigate emissions before they actually arise.
2. Conscious decision-making to procure low-emission raw materials and packaging, energy sources or transport can further reduce the product's emissions.

### **Finance climate projects**

The implementation of some CO<sub>2</sub> reduction measures require fundamental changes and take time. Therefore, the financing of climate protection projects in addition to our own reduction of emissions is urgent and necessary. Carbon offset projects have been shown to reduce carbon emissions, for example, through reforestation efforts or expanding the use of renewable energies. Independent organisations monitor to what extent these contribute to carbon reductions, after which the quantified savings can be sold in the form of certified emission reductions to finance the project. More information can be found at <https://www.climatepartner.com/en/carbon-offset-projects>.

### **Communicate transparently**

In climate protection, it is important to share successes and make visible what the company has achieved in each of the five steps in climate protection - calculate, set targets, implement measures, finance climate projects, communicate. This gives consumers, business partners or anyone interested an overview of where the company stands in climate protection. For example, this can be done with our ClimatePartner certification label and the Climate-ID website.

	<b>g CO<sub>2</sub></b>
<b>Overall results</b>	<b>1,184.48</b>
Already CO <sub>2</sub> compensated	0.00
Not yet CO <sub>2</sub> compensated	1,184.48
<b>CO<sub>2</sub> emissions to be offset incl. 0% safety margin</b>	<b>1,184.48</b>

## Imprint

### **Publisher**

ClimatePartner Netherlands B.V.  
Zuid Hollandlaan 7  
2596 AL Den Haag

[+31 70 207 30 00](tel:+31702073000)

[support@climatepartner.com](mailto:support@climatepartner.com)

[www.climatepartner.com](http://www.climatepartner.com)

### **On behalf of**

Gloovy Eco Gloves  
Parklaan 5  
5061JV Oisterwijk

<https://gloovyecogloves.nl/en>

### **Copyright**

Copyright is held by the publisher. Reproduction of this report in whole or in part in any other form is permitted only with the written consent of the copyright holder.

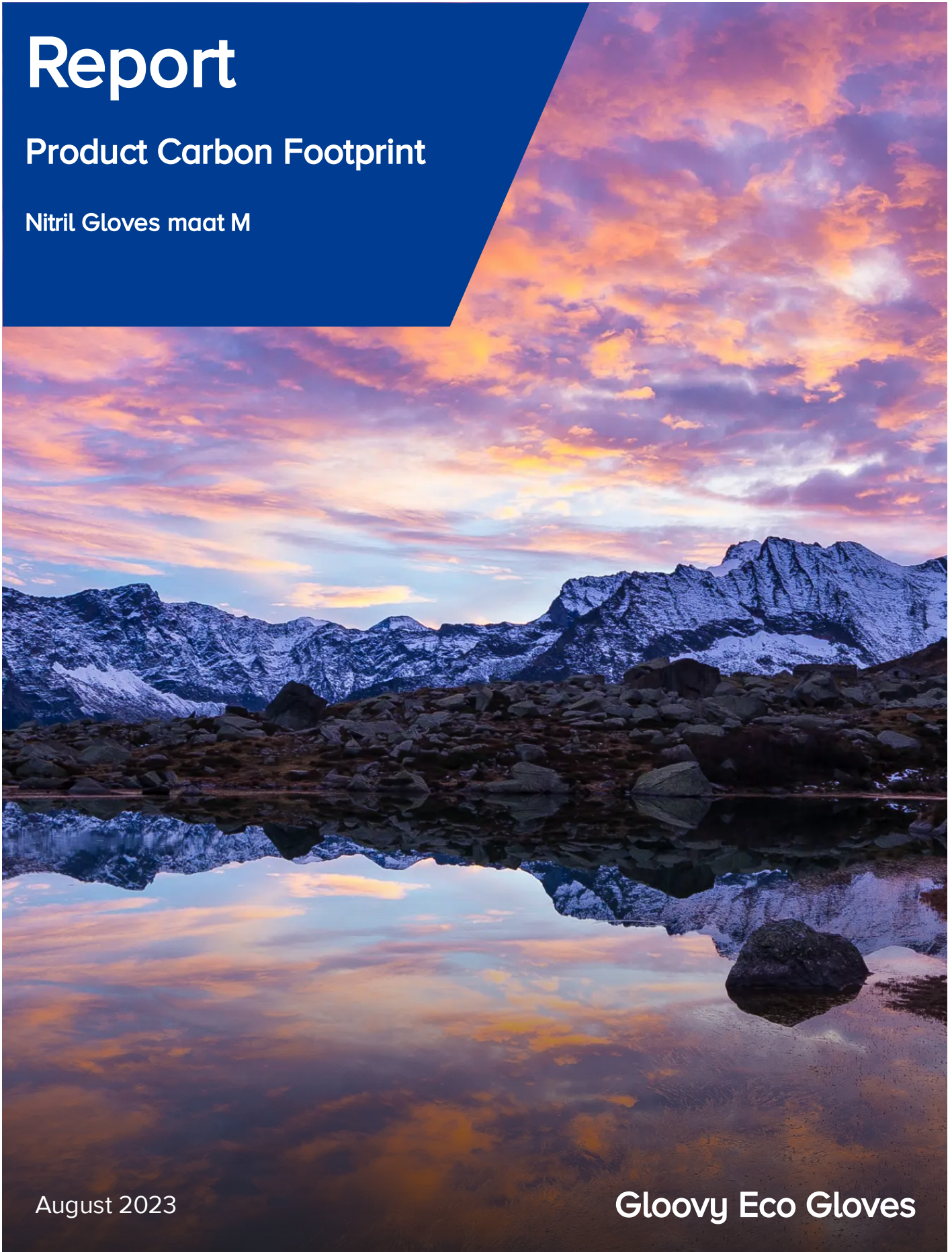
July 2023

[www.climatepartner.com](http://www.climatepartner.com)

# Report

## Product Carbon Footprint

Nitril Gloves maat M



August 2023

Gloovy Eco Gloves

## Introduction

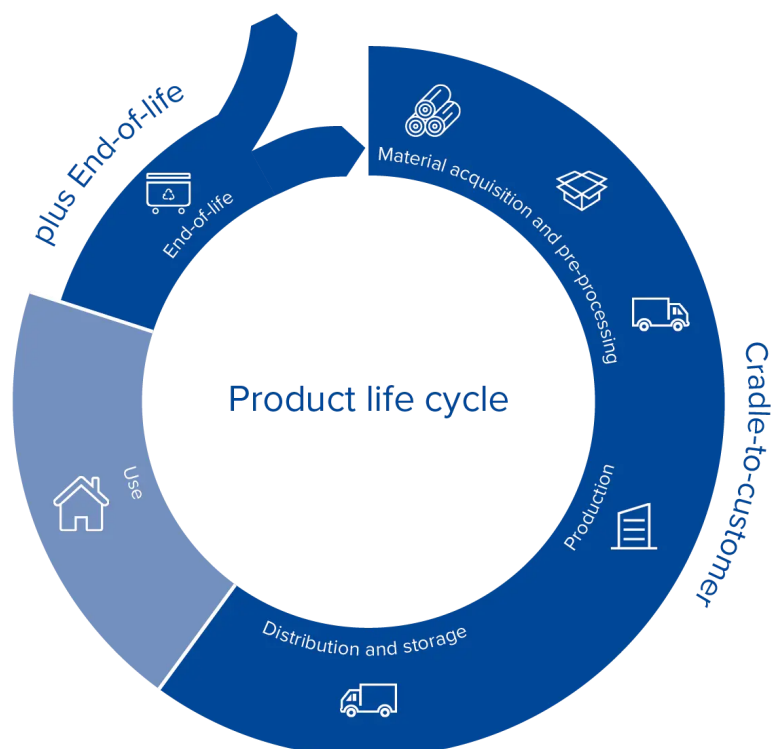
On behalf of **Gloovy Eco Gloves**, ClimatePartner has calculated the carbon emissions for the product **Nitril Gloves maat M**, in line with the Greenhouse Gas Protocol Product Life Cycle Accounting and Reporting Standard (GHG Protocol).

The study's boundary follows a “cradle-to-customer plus waste” approach. Here, emissions were taken into account according to the following lifecycle stages: Extraction and pre-processing of raw materials and packaging, production, supply of the product up to the customer’s factory gates as well as any relevant disposal emissions for the product and its packaging.

In this approach, the calculation focuses on the processes that can be monitored by the producer. In the case of emissions from the use phase, this is often only the case to a limited extent. In addition, these are subject to assumptions and estimates, they were therefore not taken into account in the calculation.

Where possible, primary data was used. Where this was not possible, secondary data was gathered from recognised sources. The underlying emission factors are derived from international databases, such as ecoinvent or GEMIS. All greenhouse gases were taken into account for the calculation and are represented in carbon dioxide equivalents (CO<sub>2</sub>e) for improved legibility and comparability.

Emissions that could not be directly attributed to the product but were required for production, such as employee commuting or business travel, were also included in the calculation as “general emissions”.



## Table

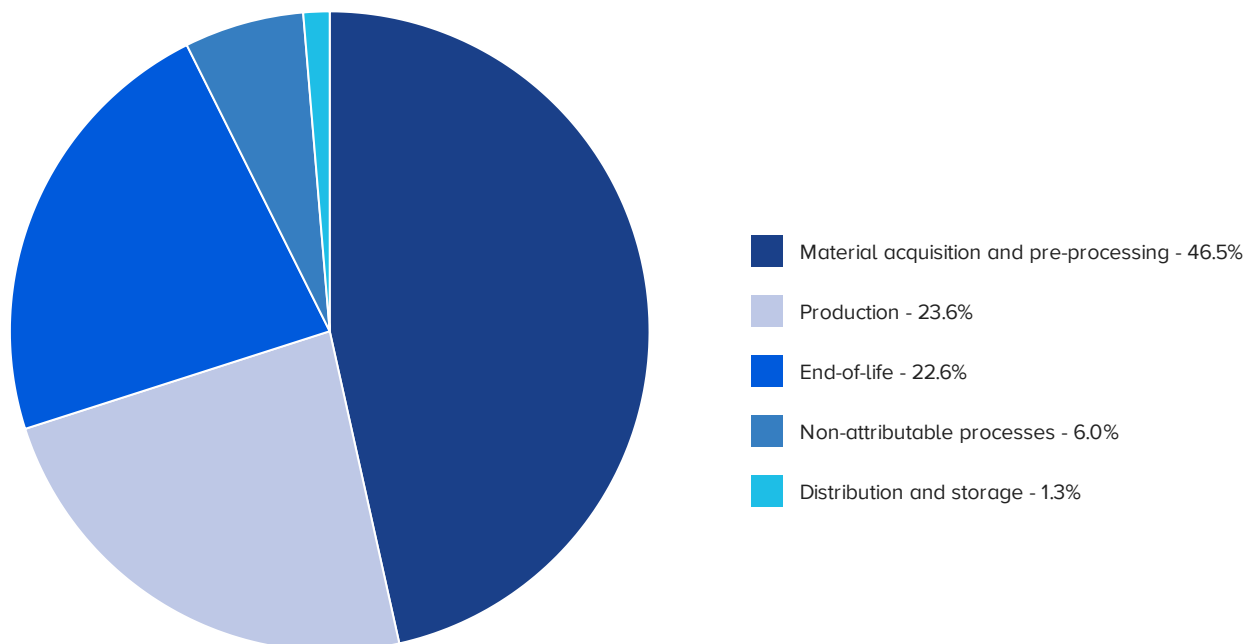
### Carbon emissions: Nitril Gloves maat M

Total result for: product 380 g cradle-to-customer plus end-of-life

Emission sources	g CO <sub>2</sub>	%
<b>Material acquisition and pre-processing</b>	<b>2,124.10</b>	<b>46.5</b>
Raw materials	1,766.08	38.7
Packaging	348.21	7.6
Inbound logistics	9.81	0.2
<b>Production</b>	<b>1,075.78</b>	<b>23.6</b>
Electricity	1,063.90	23.3
Heating	11.89	0.3
<b>Distribution and storage</b>	<b>60.50</b>	<b>1.3</b>
Outbound logistics	60.50	1.3
<b>End-of-life</b>	<b>1,030.49</b>	<b>22.6</b>
End-of-life	1,030.49	22.6
<b>Non-attributable processes</b>	<b>276.28</b>	<b>6.0</b>
General emissions	276.28	6.0
<b>Overall results</b>	<b>4,567.16</b>	<b>100.0</b>

## Figure

Breakdown according to lifecycle stages





## Next steps

The company should now use the findings of the calculation for effective climate protection. For this purpose, reduction targets must be defined and implemented, climate projects must be financed and the climate protection commitment must be communicated transparently.

### **Set reduction targets**

The reduction targets should be ambitious and adapted to the current state of scientific knowledge. ClimatePartner recommends differentiating between short-, medium- and long-term reduction targets. This is due to the fact that some measures can be implemented quickly, while others take time, for example because processes and products need to be rethought or because the supply chain needs to be included. Reduction is therefore a continuous process and as such should be part of the corporate strategy.

### **Implement reduction measures**

In general, there are two possible courses of action to mitigate and reduce emissions.

1. Good product design and its associated reduction in materials, improved energy efficiency in production, and regional procurement of raw materials and packaging to mitigate emissions before they actually arise.
2. Conscious decision-making to procure low-emission raw materials and packaging, energy sources or transport can further reduce the product's emissions.

### **Finance climate projects**

The implementation of some CO<sub>2</sub> reduction measures require fundamental changes and take time. Therefore, the financing of climate protection projects in addition to our own reduction of emissions is urgent and necessary. Carbon offset projects have been shown to reduce carbon emissions, for example, through reforestation efforts or expanding the use of renewable energies. Independent organisations monitor to what extent these contribute to carbon reductions, after which the quantified savings can be sold in the form of certified emission reductions to finance the project. More information can be found at <https://www.climatepartner.com/en/carbon-offset-projects>.

### **Communicate transparently**

In climate protection, it is important to share successes and make visible what the company has achieved in each of the five steps in climate protection - calculate, set targets, implement measures, finance climate projects, communicate. This gives consumers, business partners or anyone interested an overview of where the company stands in climate protection. For example, this can be done with our ClimatePartner certification label and the Climate-ID website.

	<b>g CO<sub>2</sub></b>
<b>Overall results</b>	<b>4,567.16</b>
Already CO <sub>2</sub> compensated	0.00
Not yet CO <sub>2</sub> compensated	4,567.16
<b>CO<sub>2</sub> emissions to be offset incl. 10% safety margin</b>	<b>5,023.87</b>

## Imprint

### **Publisher**

ClimatePartner Netherlands B.V.  
Zuid Hollandlaan 7  
2596 AL Den Haag

[+31 70 207 30 00](tel:+31702073000)

[support@climatepartner.com](mailto:support@climatepartner.com)

[www.climatepartner.com](http://www.climatepartner.com)

### **On behalf of**

Gloovy Eco Gloves  
Parklaan 5  
5061JV Oisterwijk

<https://gloovyecogloves.nl/en>

### **Copyright**

Copyright is held by the publisher. Reproduction of this report in whole or in part in any other form is permitted only with the written consent of the copyright holder.

August 2023

[www.climatepartner.com](http://www.climatepartner.com)