LUXSOLAR

AC/DC Surge Protective Devices

Solutions Catalogue

For the content contained in this manual, Gandian Lightning Protection has the final right to interpret. For more detailed information, please inquire; our company's technical engineers will serve you wholeheartedly. Because of the continuous innovation of product technology, please refer to the actual product or the manual; Subject to change without notice.

Use environmentally friendly materials

+36 30 122 4862 INFO@LUXSOLAR.HU WWW.LUXSOLAR.HU LUXSOLAR MAGYARORSZÁG KFT.

ISO CQC CE CB RoHS TÜV Rheinland GA&DA

www.luxsolar.hu

GA&DA

Gandianfanglei

Better life, better electricity

不辜负每一份电力，让电尽其所能

VIZIOTÓL A KIVITELEZÉSIG | FROM VISION TO EXECUTION

GANDIAN LANGYONG

有品质才有市场，有改进才有进步，有创新才有发展

坚守专业与责任，做行业的领跑者

Stick to professionalism and responsibility
and be the leader of the industry

ISO | CQC | CE | CB | RoHS | TÜV Rheinland

LUXSOLAR

Gandian Lightning Protection Electric Co., Ltd. is a modern high-tech enterprise dedicated to the design, research and development, production, sales and service of lightning safety protection e-quipment. The company is located in the economic and technolo-gical development zone of Jiujiang City, the only international tr-ade port city in Jiangxi Province.The total plant construction area is 39,960 square meters, the factory covers an area of 29970.16 square meters, and there are more than 200 employees.

Through continuous reform and innovation, the company develops its own brand, showing a new look of internationalization, modernization and informationization. Break through high-end industries with focus, upgrade trad-itional industries with automation, actively build automated electrical equipment bases, gather a team of highly skilled experts, strengthen the simult-aneous development of advanced equipment industry and modern service industry, have a variety of fully functional product performance testing lab-oratories, 8/20us 150kA compatible with 10/350us 25kA simulated lightning laboratory, 10/350us 120kA simulated lightning laboratory, 1.2/50us com-bined wave generator, 1.2/50us voltage generator, gap, discharge tube detector, thermal stability test System, lightning online monitoring system, in-telligent lightning protection detection system, SPD backup protector power frequency current test, lightning non-trip current test system and a serie-s of advanced detection equipment, to ensure the stability and innovation of our products!

Independently develop a number of advanced production and processing automatic assembly lines, which integrate automatic glue filling, Independently develop a number of advanced production and processing automatic assembly lines, which integrate automatic glue filling, automatic s-oldering, automatic laminating, pad printing, laser marking, automatic detection and uploading of data, automatic sealing and packaging and other auto matic equipment to ensure each product Consistency, fully guarantee efficient production and high-quality management, with unified planning of logist-ics, production, life and other service facilities, and strive to build a first-class intelligent production industrial base with international competitiveness.

The company took the lead in passing ISO9001 quality system certification, ISO14001 environmental management system certification, OHSAS18001 occupational health and safety management system, CQC certification, European Community CE certification, TUV Rheinland certificat-ion, CB certification, Rohs certification, and established a system from software and hardware. A strict quality management system can meet the variou-s needs of new and old customers with the fastest speed, the best products, and the best services; sales points are set up throughout the country, and the sales scope radiates to all provinces in China, Southeast Asia, South America, and Europe , Africa and many other places, the service scope is all o-ver the country, and the high-quality products and good service have won the favor of the majority of customers.

The main products are power surge protector series, smart lightning protection series, smart surge protector series, smart lightning pro-The main products are power surge protector series, smart lightning protection series, smart surge protector series, smart lightning protection box serie-s, signal lightning protection series, fuses, circuit breakers, photovoltaic connectors, transfer switches, photovoltaic cables Wait. The products are ma-inly used in the construction of urban and rural power grids, urban infrastructure construction, factory construction stages, major domestic and foreign oil fields, petrochemical companies, shipbuilding industry, offshore oil drilling platforms, military power construction, photovoltaic power generation, w-ind power generation, coal, petroleum , Chemical, industrial and mining, hospitals, airports and other fields.

The company adheres to the corporate culture of "integrity first, happiness in the world, sharing and win-win", adheres to the spirit of "p-ragmatism, hard work, and dedication", and has the dream of "revitalizing national industry and assuming social morality". With the principle of trust, p-ersist in realizing the new situation of "sustainable development, cooperative innovation", with the attitude of "professional, dedicated, rigorous, and e-ager to learn", always practice the glorious mission of "based on Rael Dunwei and build a world brand together" .

LUXSOLAR
WWW.LUXSOLAR.HU
GA&DA

Staff living area

The staff living area has 4360 square meters, 42 single rooms, 28 suites, supporting internal canteen, fitness area, outdoor activity area

Stamping and injection molding area

The stamping and injection molding area has 6800 square meters, 30 injection molding machines, 7 45T stamping machines, 5 35T stamping —achines, 8 25 stamping machines, and the remaining 18 stamping machines of each tonnage

Comprehensive production area

The comprehensive production area has 8,100 square meters, dozens of production lines for various products , a simulation laboratory for lightning strikes, and various lightning protection products test instruments, etc.

实验设备 Laboratory And Testing

Lab 1

Lab 2

Lab 3

R&D Center No. 1


R&D Center No. 2

Glow Wire Tester

SPD thermal stability test system

Coupling and decoupling online cabinet

1.2/50μs combined wave generator

Programmable salt spray test machine

Simulated lightning test platform

Programmable constant temperature and humidity test chamber

1.2/50μs voltage wave generator

GA&DA
LUXSOLAR
WWW.LUXSOLAR.HU

证书 Certificate And International Patents

ISO14001

ISO9001

OHSAS18001



CB

CQC

RoHS

TUV-CE

TUV

CE

G2015MT Type1 Surge Protective Devices

- Innovative tripping and breaking technology
- The maximum discharge current of a single module can reach 15-100kA (10/350μs)
- High-energy surge protection, failure alarm prompt

Temperature compensation

Type	G2015MT					
SPD according to EN 61643-11 / IEC 61643-11	Type1/Class Ⅰ/T1					
Max. continuous operating voltage (a.c.) (Uc)	280V	320V	385V	440V	600V	NPE:255V
Lightning impulse current (10/350 μs) (Iimp)	15kA					
Total lighting current(10/350us) L1/N→PE Itotal	1P:15kA,2P:30kA,3P:45kA,4P:60kA,					
Voltage protection level (Up)	≤1.5kV	≤1.8kV	≤2.0kV	≤2.5kV	≤3.6kV	≤1.5kV
Response time (t_A)	25ns					100ns
Operating temperature range (T_U)	−40 °C ... +80 °C					
Operating state / fault indication	Green:normal Red:invalid					
Number of ports	1					
For mounting on	35 mm DIN rails acc. to EN 60715					
Place of installation	indoor installation					
Degree of protection	IP20					
Approvals	CE,ROHS,CQC					
Weight	1P:240g,2P:480g,3P:720g,4P:936g,					

Type	G2015MT-1P	G2015MT-2P	G2015MT-3P	G2015MT-4P	G2015MT-1+NPE	G2015MT-3+NPE
Ordering number	280V:120001 320V:120003 385V:120005 440V:120007 600V:120009	280V:120011 320V:120013 385V:120015 440V:120017 600V:120019	280V:120021 320V:120023 385V:120025 440V:120027 600V:120029	280V:120031 320V:120033 385V:120035 440V:120037 600V:120039	280V:120041 320V:124001 385V:120045 440V:124003 600V:124005	280V:120043 320V:124002 385V:120047 440V:124004 600V:124006
Type(Remote signal monitoring)	G2015MT-1P-FM	G2015MT-2P-FM	G2015MT-3P-FM	G2015MT-4P-FM	G2015MT-1+NPE-FM	G2015MT-3+NPE-FM
Ordering number (Remote signal monitoring)	280V:120002 320V:120004 385V:120006 440V:120008 600V:120010	280V:120012 320V:120014 385V:120016 440V:120018 600V:120020	280V:120022 320V:120024 385V:120026 440V:120028 600V:120030	280V:120032 320V:120034 385V:120036 440V:120038 600V:120040	280V:120042 320V:124007 385V:120046 440V:124009 600V:124011	280V:120044 320V:124008 385V:120048 440V:124010 600V:124012

Type	G2015MT/280-Module	G2015MT/320-Module	G2015MT/385-Module	G2015MT/440-Module	G2015MT/600-Module	G2015MT-NPE Module
Ordering number	120049	120050	120051	120052	120053	120054
Max. continuous operating voltage (a.c.) (Uc)	280V	280V	280V	280V	280V	280V
Lightning impulse current (10/350 μs) (Iimp)	15kA					
Voltage protection level (Up)	≤1. 5kV	≤1. 8kV	≤2.0kV	≤2.5kV	≤3.6kV	≤1. 5kV
Weight	100g					

Surge Protective Devices/For Power Supply System/Type 1/G2015MT

G2015MT Type1 Surge Protective Devices

- Innovative tripping and breaking technology
- The maximum discharge current of a single module can reach 15-100kA (10/350μs)
- High-energy surge protection, failure alarm prompt

Dimension drawing

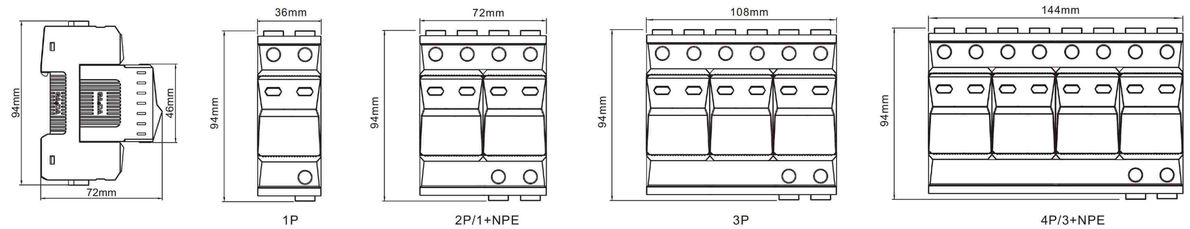

Basic circuit diagram

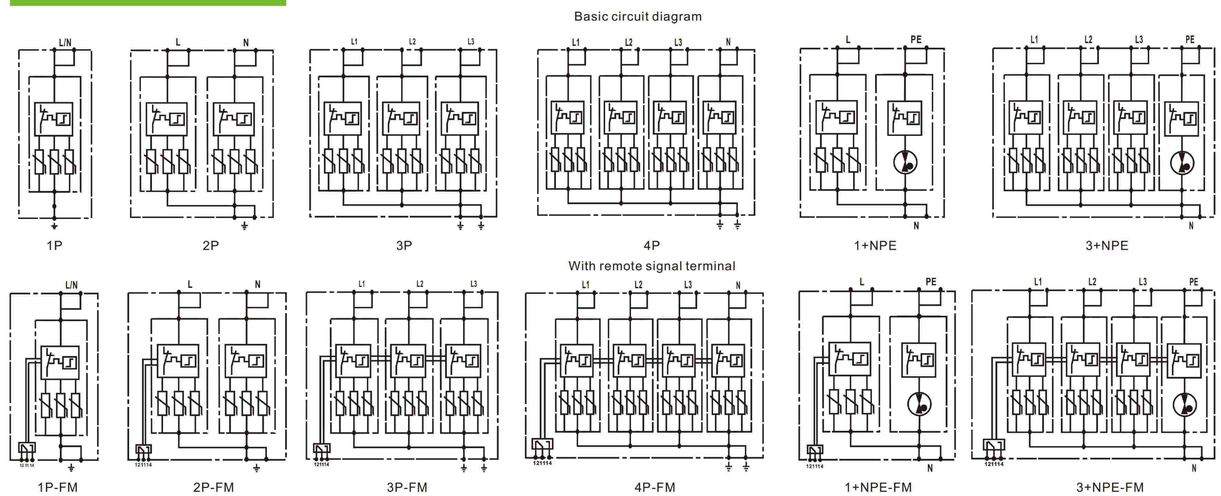

Standard wirng

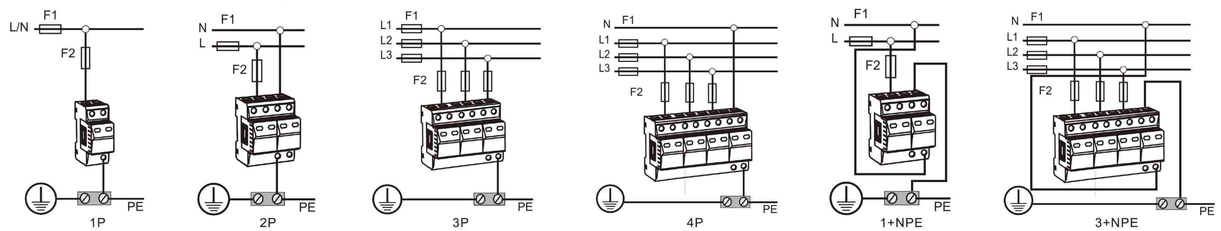

Remote signal terminal

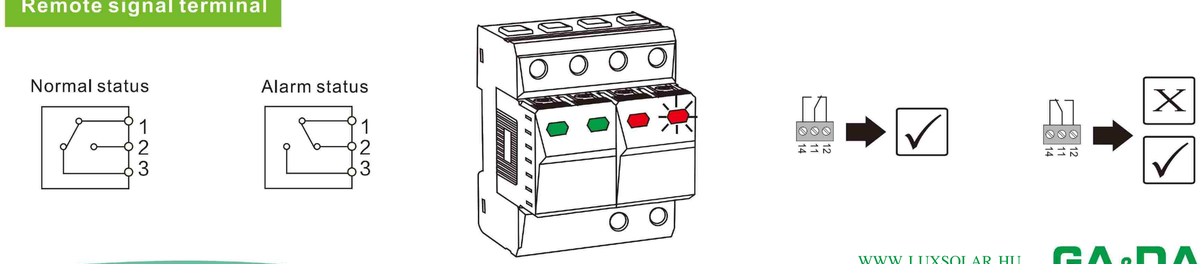

G2025MT Type1 Surge Protective Devices

- Innovative tripping and breaking technology
- The maximum discharge current of a single module can reach 15-100kA (10/350μs)
- High-energy surge protection, failure alarm prompt

Temperature compensation

Type	G2025MT					
SPD according to EN 61643-11 / IEC 61643-11	Type1/Class Ⅰ/T1					
Max. continuous operating voltage (a.c.) (Uc)	280V	320V	385V	440V	600V	NPE:255V
Lightning impulse current (10/350 μs) (Iimp)	25kA					
Total lighting current(10/350us) L1/N→PE Itotal	1P:25kA,2P:50kA,3P:75kA,4P:100kA,					
Voltage protection level (Up)	≤1.5kV	≤1.8kV	≤2.2kV	≤2.4kV	≤3.6kV	≤1.5kV
Response time (t_A)	100ns					
Operating temperature range (T_U)	−40 °C ... +80 °C					
Operating state / fault indication	Green:normal Red:invalid					
Number of ports	1					
For mounting on	35 mm DIN rails acc. to EN 60715					
Place of installation	indoor installation					
Degree of protection	IP20					
Approvals	CE,ROHS,CQC					
Weight	1P:240g,2P:480g,3P:720g,4P:936g,					

Type	G2025MT-1P	G2025MT-2P	G2025MT-3P	G2025MT-4P	G2025MT-1+NPE	G2025MT-3+NPE
Ordering number	280V:120055 320V:120057 385V:120059 440V:120061 600V:120063	280V:120065 320V:120067 385V:120069 440V:120071 600V:120073	280V:120075 320V:120077 385V:120079 440V:120081 600V:120083	280V:120085 320V:120087 385V:120089 440V:120091 600V:120093	280V:120095 320V:124013 385V:120099 440V:124015 600V:124017	280V:120097 320V:124014 385V:120101 440V:124016 600V:124018
Type(Remote signal monitoring)	G2025MT-1P-FM	G2025MT-2P-FM	G2025MT-3P-FM	G2025MT-4P-FM	G2025MT-1+NPE-FM	G2025MT-3+NPE-FM
Ordering number (Remote signal monitoring)	280V:120056 320V:120058 385V:120060 440V:120062 600V:120064	280V:120066 320V:120068 385V:120070 440V:120072 600V:120074	280V:120076 320V:120078 385V:120080 440V:120082 600V:120084	280V:120086 320V:120088 385V:120090 440V:120092 600V:120094	280V:120096 320V:124019 385V:120100 440V:124021 600V:124023	280V:120098 320V:124020 385V:120102 440V:124022 600V:124024

Type	G2025MT/280-Module	G2025MT/320-Module	G2025MT/385-Module	G2025MT/440-Module	G2025MT/600-Module	G2025MT-NPE Module
Ordering number	120103	120104	120105	120106	120107	120108
Max. continuous operating voltage (a.c.) (Uc)	280V	320V	385V	440V	600V	255V
Lightning impulse current (10/350 μs) (Iimp)	25kA					
Voltage protection level (Up)	≤1. 5kV	≤1. 8kV	≤2.2kV	≤2.4kV	≤3.6kV	≤1. 5kV
Weight	100g					

Surge Protective Devices/For Power Supply System/Type 1/G2025MT

G2025MT Type1 Surge Protective Devices

- Innovative tripping and breaking technology
- The maximum discharge current of a single module can reach 15-100kA (10/350μs)
- High-energy surge protection, failure alarm prompt

Dimension drawing

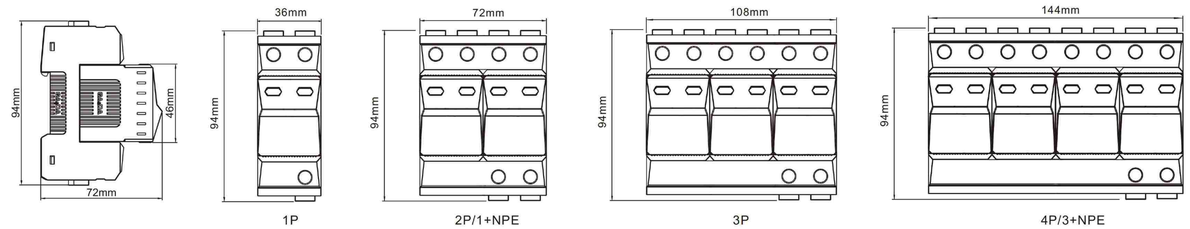

Basic circuit diagram

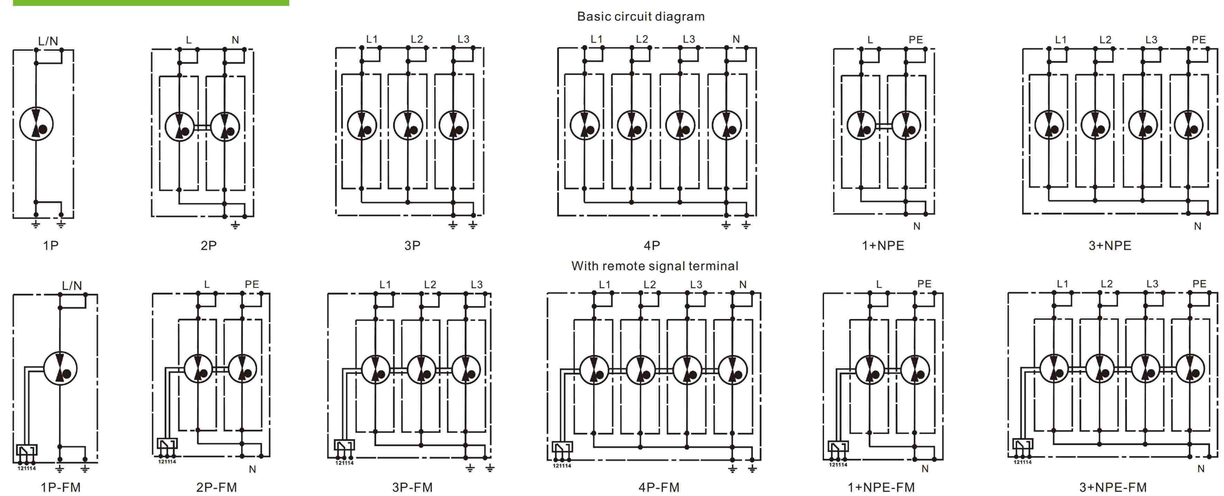

Standard wirng

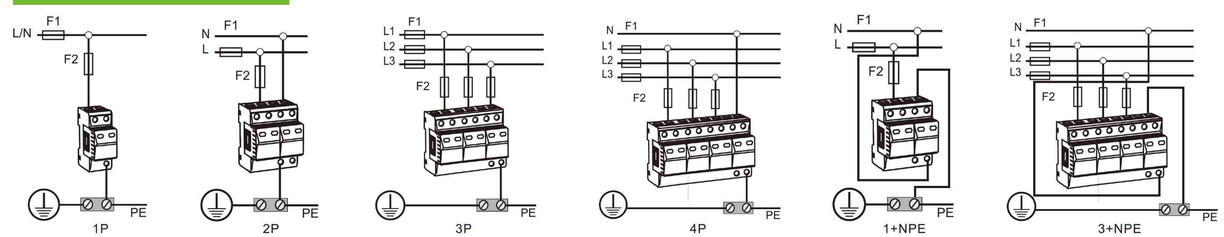

Remote signal terminal

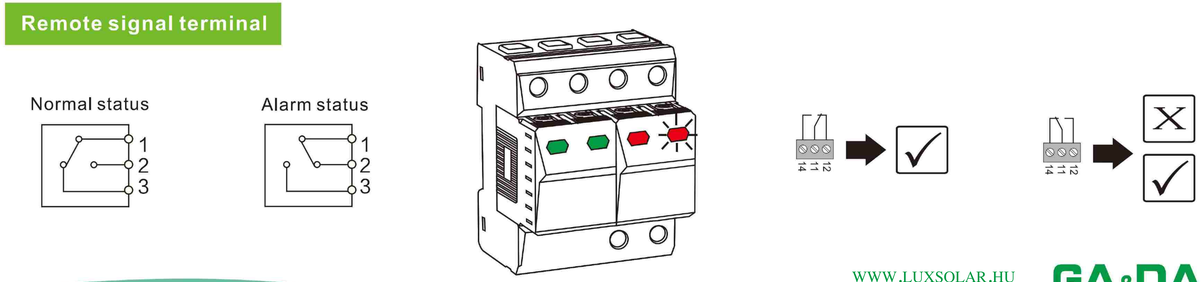

G2030MT Type1 Surge Protective Devices

- Innovative tripping and breaking technology
- The maximum discharge current of a single module can reach 15-100kA (10/350μs)
- High-energy surge protection, failure alarm prompt

Temperature compensation

Type	G2030MT					
SPD according to EN 61643-11 / IEC 61643-11	Type1/Class Ⅰ/T1					
Max. continuous operating voltage (a.c.) (Uc)	280V	320V	385V	440V	600V	NPE:255V
Lightning impulse current (10/350 μs) (Iimp)	30kA					
Total lighting current(10/350us) L1/N→PE Itotal	1P:30kA,2P:60kA,3P:90kA,4P:120kA,					
Voltage protection level (Up)	≤2.0kV	≤2.2kV	≤2.5kV	≤3.6kV	≤4.6kV	≤1.5kV
Response time (t_A)	100ns					
Operating temperature range (T_U)	−40 °C ... +80 °C					
Operating state / fault indication	Green:normal Red:invalid					
Number of ports	1					
For mounting on	35 mm DIN rails acc. to EN 60715					
Place of installation	indoor installation					
Degree of protection	IP20					
Approvals	CE,ROHS,CQC					
Weight	1P:240g,2P:480g,3P:720g,4P:936g,					

Type	G2030MT-1P	G2030MT-2P	G2030MT-3P	G2030MT-4P	G2030MT-1+NPE	G2030MT-3+NPE
Ordering number	280V:120109 320V:120111 385V:120113 440V:120115 600V:120117	280V:120119 320V:120121 385V:120123 440V:120125 600V:120127	280V:120129 320V:120131 385V:120133 440V:120135 600V:120137	280V:120139 320V:120141 385V:120143 440V:120145 600V:120147	280V:120149 320V:124025 385V:120153 440V:124027 600V:124029	280V:120151 320V:124026 385V:120155 440V:124028 600V:124030
Type(Remote signal monitoring)	G2030MT-1P-FM	G2030MT-2P-FM	G2030MT-3P-FM	G2030MT-4P-FM	G2030MT-1+NPE-FM	G2030MT-3+NPE-FM
Ordering number (Remote signal monitoring)	280V:120110 320V:120112 385V:120114 440V:120116 600V:120118	280V:120120 320V:120122 385V:120124 440V:120126 600V:120128	280V:120130 320V:120132 385V:120134 440V:120136 600V:120138	280V:120140 320V:120142 385V:120144 440V:120146 600V:120148	280V:120150 320V:124031 385V:120154 440V:124033 600V:124035	280V:120152 320V:124032 385V:120156 440V:124034 600V:124036

Type	G2030MT/280-Module	G2030MT/320-Module	G2030MT/385-Module	G2030MT/440-Module	G2030MT/600-Module	G2030MT-NPE Module
Ordering number	120157	120158	120159	120160	120161	120162
Max. continuous operating voltage (a.c.) (Uc)	280V	320V	385V	440V	600V	255V
Lightning impulse current (10/350 μs) (Iimp)	30kA					
Voltage protection level (Up)	≤2.0kV	≤2.2kV	≤2.5kV	≤3.6kV	≤4.6kV	≤1. 5kV
Weight	100g					

Surge Protective Devices/For Power Supply System/Type 1/G2030MT

G2030MT Type1 Surge Protective Devices

- Innovative tripping and breaking technology
- The maximum discharge current of a single module can reach 15-100kA (10/350μs)
- High-energy surge protection, failure alarm prompt

Dimension drawing

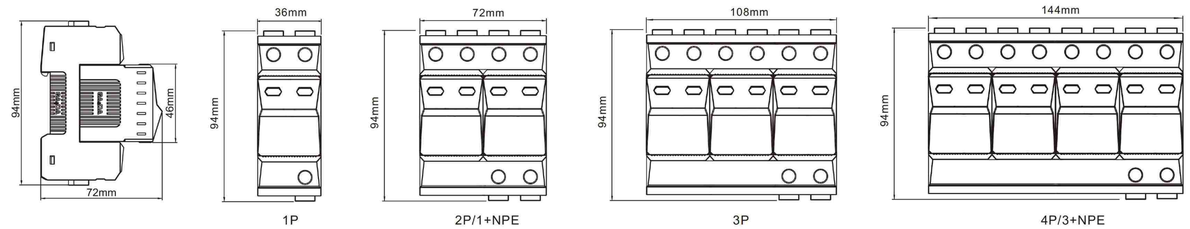

Basic circuit diagram

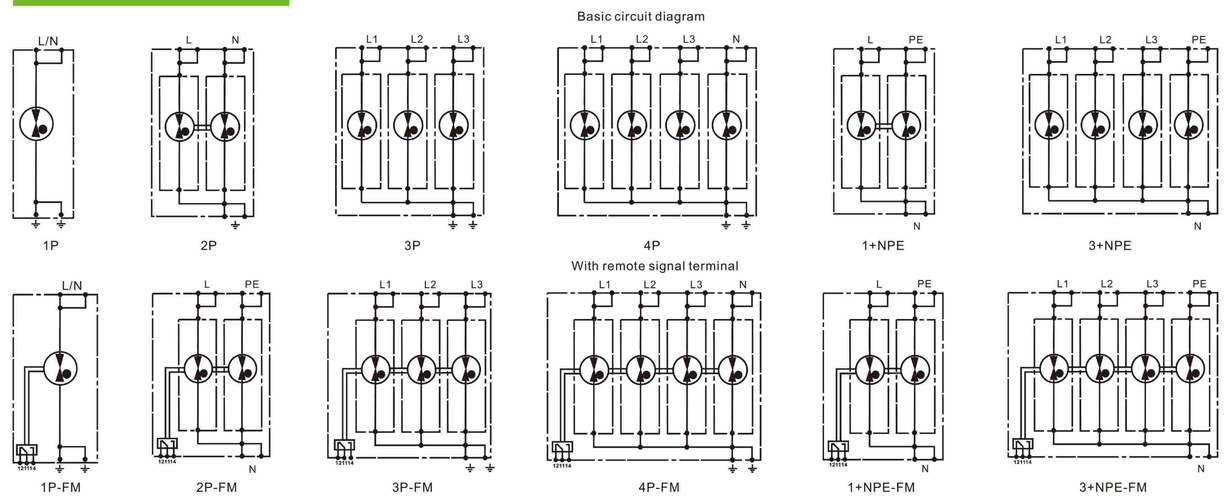

Standard wirng

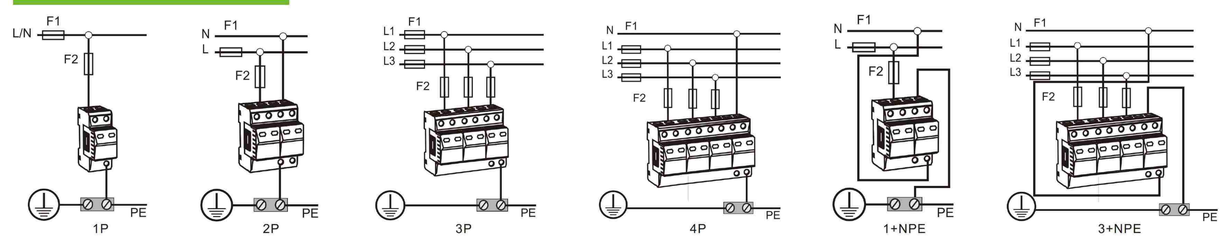

Remote signal terminal

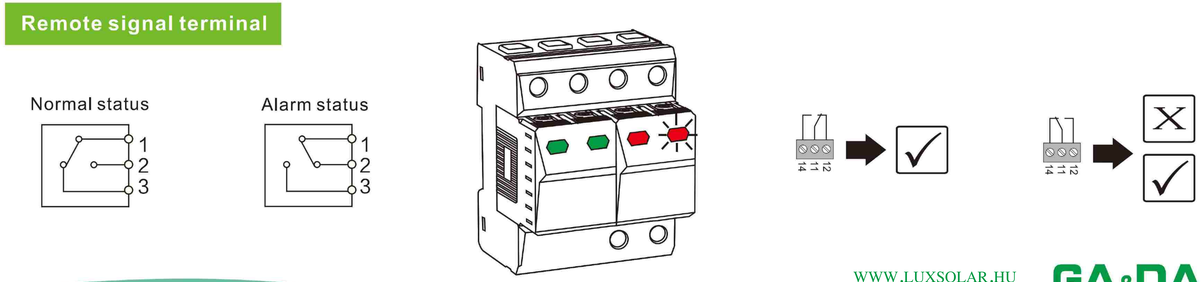

G2035MT Type1 Surge Protective Devices

- Innovative tripping and breaking technology
- The maximum discharge current of a single module can reach 15-100kA (10/350μs)
- High-energy surge protection, failure alarm prompt

Temperature compensation

Type	G2035MT					
SPD according to EN 61643-11 / IEC 61643-11	Type1/Class Ⅰ/T1					
Max. continuous operating voltage (a.c.) (Uc)	280V	320V	385V	440V	600V	NPE:255V
Lightning impulse current (10/350 μs) (Iimp)	35kA					
Total lighting current(10/350us) L1/N→PE Itotal	1P:35kA,2P:70kA,3P:115kA,4P:140kA,					
Voltage protection level (Up)	≤2.0kV	≤2.2kV	≤2.5kV	≤3.6kV	≤4.6kV	≤1.5kV
Response time (t_A)	100ns					
Operating temperature range (T_U)	−40 °C ... +80 °C					
Operating state / fault indication	Green:normal Red:invalid					
Number of ports	1					
For mounting on	35 mm DIN rails acc. to EN 60715					
Place of installation	indoor installation					
Degree of protection	IP20					
Approvals	CE,ROHS,CQC					
Weight	1P:240g,2P:480g,3P:720g,4P:936g,					

Type	G2035MT-1P	G2035MT-2P	G2035MT-3P	G2035MT-4P	G2035MT-1+NPE	G2035MT-3+NPE
Ordering number	280V:120163 320V:120165 385V:120167 440V:120169 600V:120171	280V:120173 320V:120175 385V:120177 440V:120179 600V:120181	280V:120183 320V:120185 385V:120187 440V:120189 600V:120191	280V:120193 320V:120195 385V:120197 440V:120199 600V:120201	280V:120203 320V:124037 385V:120207 440V:124039 600V:124041	280V:120205 320V:124038 385V:120209 440V:124040 600V:124042
Type(Remote signal monitoring)	G2035MT-1P-FM	G2035MT-2P-FM	G2035MT-3P-FM	G2035MT-4P-FM	G2035MT-1+NPE-FM	G2035MT-3+NPE-FM
Ordering number (Remote signal monitoring)	280V:120164 320V:120166 385V:120168 440V:120170 600V:120172	280V:120174 320V:120176 385V:120178 440V:120180 600V:120182	280V:120184 320V:120186 385V:120188 440V:120190 600V:120192	280V:120194 320V:120196 385V:120198 440V:120200 600V:120202	280V:120204 320V:124043 385V:120208 440V:124045 600V:124047	280V:120206 320V:124044 385V:120210 440V:124046 600V:124048

Type	G2035MT/280-Module	G2035MT/320-Module	G2035MT/385-Module	G2035MT/440-Module	G2035MT/600-Module	G2035MT-NPE Module
Ordering number	120211	120212	120213	120214	120215	120216
Max. continuous operating voltage (a.c.) (Uc)	280V	320V	385V	440V	600V	255V
Lightning impulse current (10/350 μs) (Iimp)	35kA					
Voltage protection level (Up)	≤2.0kV	≤2.2kV	≤2.5kV	≤3.6kV	≤4.6kV	≤1. 5kV
Weight	100g					

Surge Protective Devices/For Power Supply System/Type 1/G2035MT

G2035MT Type1 Surge Protective Devices

- Innovative tripping and breaking technology
- The maximum discharge current of a single module can reach 15-100kA (10/350μs)
- High-energy surge protection, failure alarm prompt

Dimension drawing

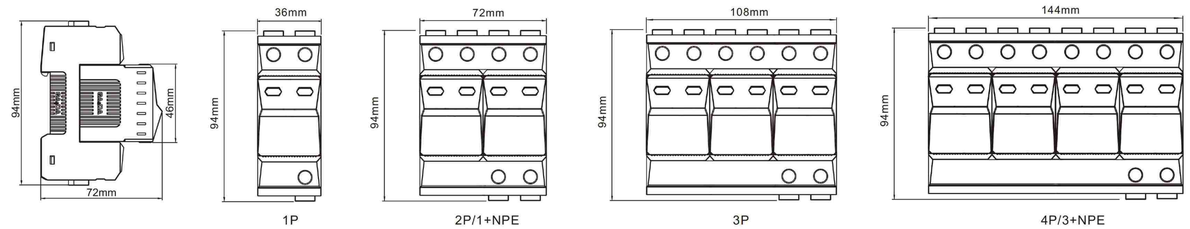

Basic circuit diagram

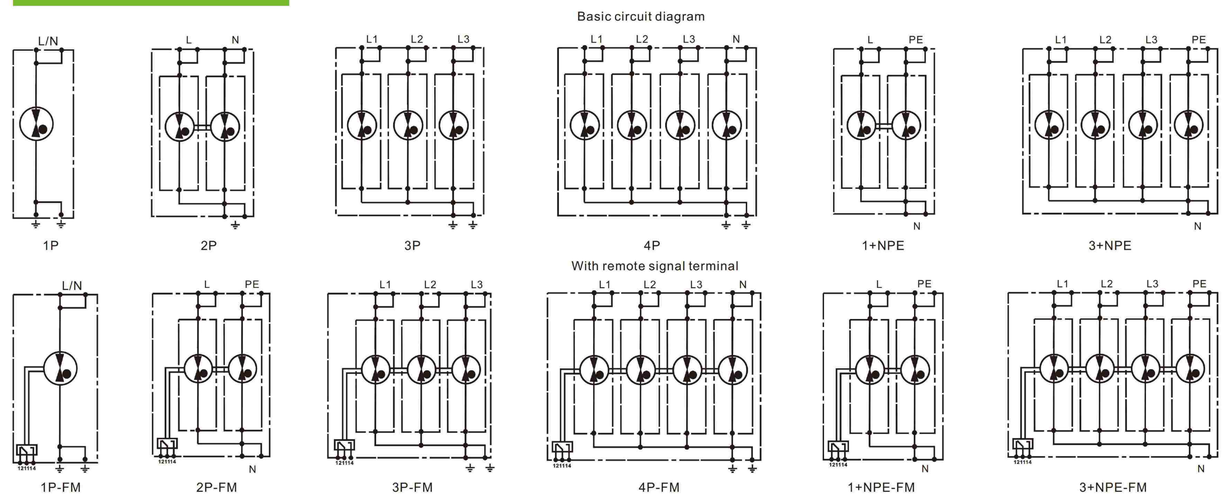

Standard wirng

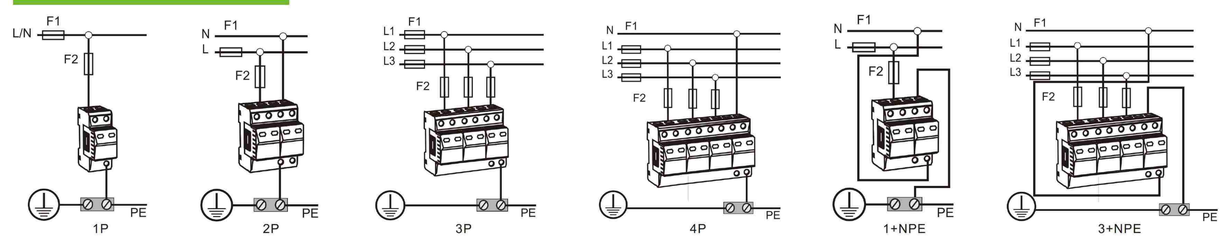

Remote signal terminal

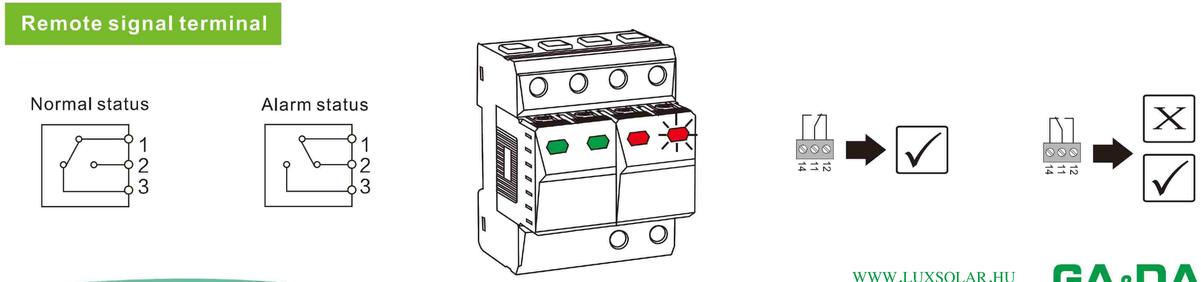

G2050MT Type1 Surge Protective Devices

- Innovative tripping and breaking technology
- The maximum discharge current of a single module can reach 15-100kA (10/350μs)
- High-energy surge protection, failure alarm prompt

Temperature compensation

Type	G2050MT					
SPD according to EN 61643-11 / IEC 61643-11	Type1/Class Ⅰ/T1					
Max. continuous operating voltage (a.c.) (Uc)	280V	320V	385V	440V	600V	NPE:255V
Lightning impulse current (10/350 μs) (Iimp)	50kA					
Total lighting current(10/350us) L1/N→PE Itotal	1P:50kA,2P:100kA,3P:150kA,4P:200kA,					
Voltage protection level (Up)	≤1.5kV	≤1.6kV	≤1.8kV	≤3.6kV	≤4.6kV	≤1.5kV
Response time (t_A)	100ns					
Operating temperature range (T_U)	−40 °C ... +80 °C					
Operating state / fault indication	Green:normal Red:invalid					
Number of ports	1					
For mounting on	35 mm DIN rails acc. to EN 60715					
Place of installation	indoor installation					
Degree of protection	IP20					
Approvals	CE,ROHS,CQC					
Weight	1P:240g,2P:480g,3P:720g,4P:936g,					

Type	G2050MT-1P	G2050MT-2P	G2050MT-3P	G2050MT-4P	G2050MT-1+NPE	G2050MT-3+NPE
Ordering number	280V:120217 320V:120219 385V:120221 440V:120223 600V:120225	280V:120227 320V:120229 385V:120231 440V:120233 600V:120235	280V:120237 320V:120239 385V:120241 440V:120243 600V:120245	280V:120247 320V:120249 385V:120251 440V:120253 600V:120255	280V:120257 320V:124049 385V:120261 440V:124051 600V:124053	280V:120259 320V:124050 385V:120263 440V:124052 600V:124054
Type(Remote signal monitoring)	G2050MT-1P-FM	G2050MT-2P-FM	G2050MT-3P-FM	G2050MT-4P-FM	G2050MT-1+NPE-FM	G2050MT-3+NPE-FM
Ordering number (Remote signal monitoring)	280V:120218 320V:120220 385V:120222 440V:120224 600V:120226	280V:120228 320V:120230 385V:120232 440V:120234 600V:120236	280V:120238 320V:120240 385V:120242 440V:120244 600V:120246	280V:120248 320V:120250 385V:120252 440V:120254 600V:120256	280V:120258 320V:124055 385V:120262 440V:124057 600V:124059	280V:120260 320V:124056 385V:120264 440V:124058 600V:124060

Type	G2050MT/280-Module	G2050MT/320-Module	G2050MT/385-Module	G2050MT/440-Module	G2050MT/600-Module	G2050MT-NPE Module
Ordering number	120265	120266	120267	120268	120269	120270
Max. continuous operating voltage (a.c.) (Uc)	280V	320V	385V	440V	600V	255V
Lightning impulse current (10/350 μs) (Iimp)	50kA					
Voltage protection level (Up)	≤1.5kV	≤1.6kV	≤1.8kV	≤3.6kV	≤4.6kV	≤1. 5kV
Weight	100g					

Surge Protective Devices/For Power Supply System/Type 1/G2050MT

G2050MT Type1 Surge Protective Devices

- Innovative tripping and breaking technology
- The maximum discharge current of a single module can reach 15-100kA (10/350μs)
- High-energy surge protection, failure alarm prompt

SCAN FOR CATALOG 01

Dimension drawing

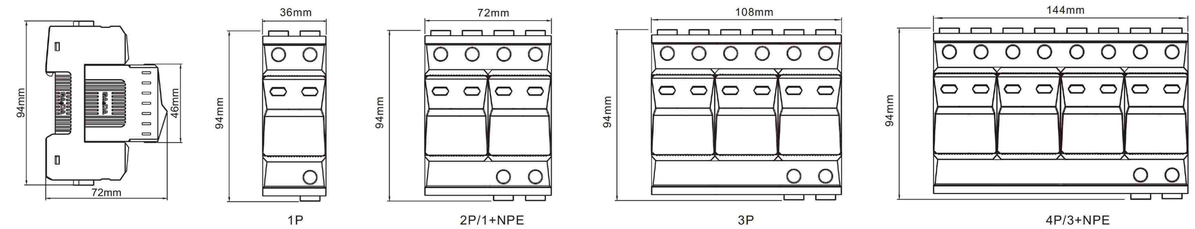

Basic circuit diagram

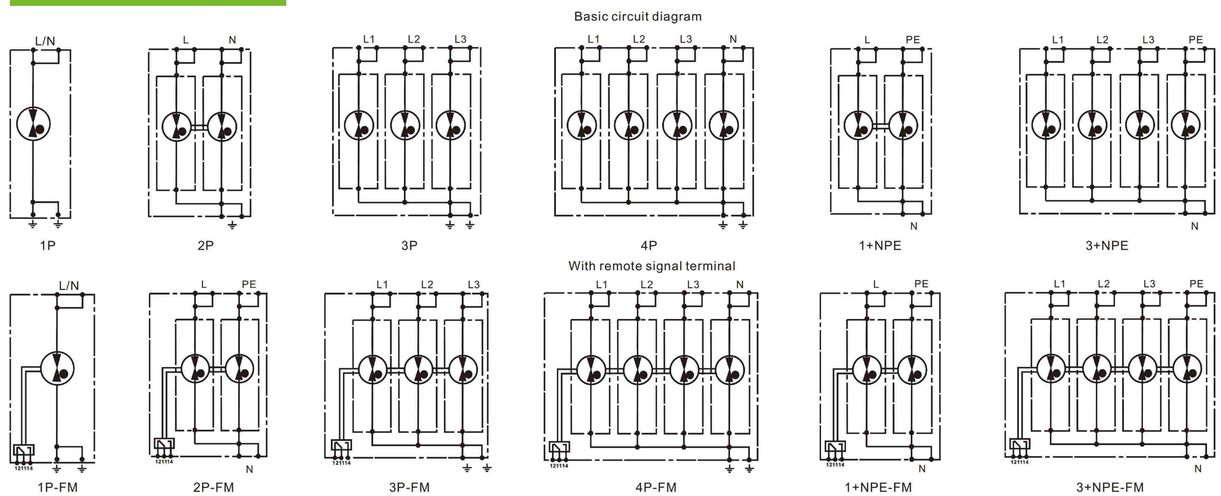

Standard wirng

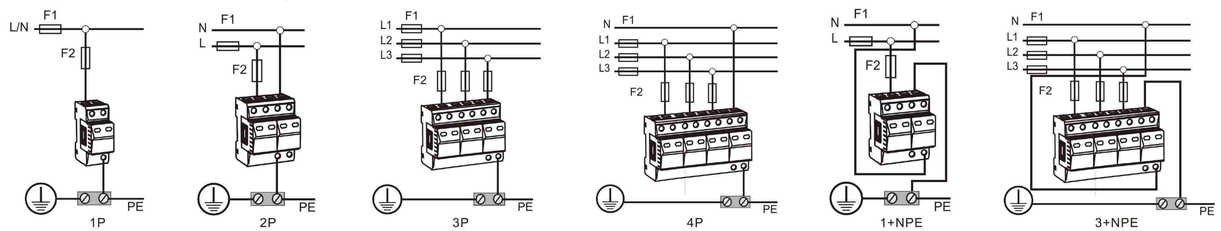

Remote signal terminal

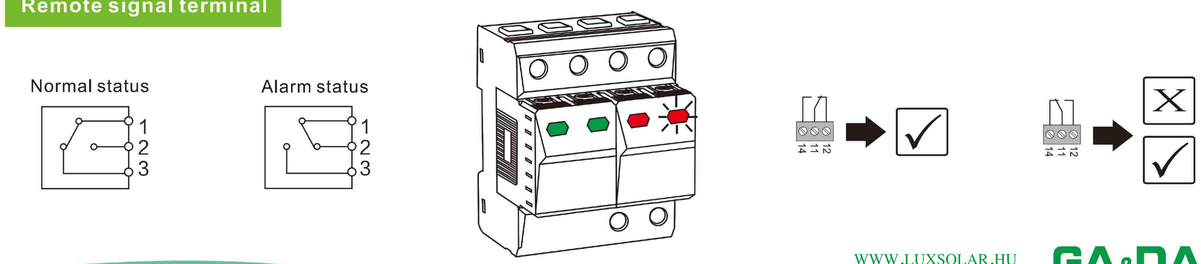

GD-14PV/PVS/GD-15PV

1000V/1500V DC 15A-50A

GD-14PV 14X51mm 15A-50A 1000V DC

GD-14PVS 14X51mm 15A-35A 1500V DC

GD-15PV 22X58mm 30A-50A 1500V DC

Photovoltaic Fuse

- Fuse Size: 14x51mm 22x58mm
- Class of Operation: gPV
- Standard: IEC 60269-6 UL248-19
- Breaking Capacity: 20kA
- Time Constant: 1-3ms
- Base: GDPV-50B, GDPV-22B

Dimensions-mm

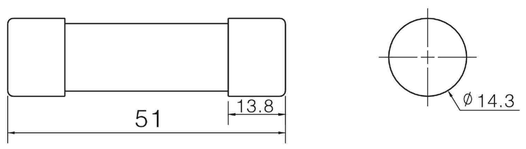

GD-14PV/PVS

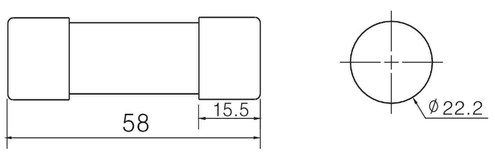

GD-15PV

Type	Rated current	Energy Integrals I²t（A²s）		Order number
		Pre-arcing	Total	
GD-14PV/PVS-15A	15A	330	275	220072/220073
GD-14PV/PVS-16A	16A	330	275	220074/220075
GD-14PV/PVS-20A	20A	220	578	220076/220077
GD-14PV/PVS-25A	25A	275	956	220078/220079
GD-14PV/PVS-30A	30A	380	1160	220080/220081
GD-14PV/PVS-32A	32A	405	1830	220082/220083
GD-14PV/PVS-35A	35A	405	1830	220084/220085
GD-14PV-40A	40A	600	2430	220086
GD-14PV-45A	45A	750	2650	220087
GD-14PV-50A	50A	850	3050	220088
GD-15PV-30A	30A	380	1160	220089
GD-15PV-32A	32A	405	1830	220090
GD-15PV-35A	35A	405	1830	220091
GD-15PV-40A	40A	750	3450	220092
GD-15PV-45A	45A	900	4250	220093
GD-15PV-50A	50A	1020	5050	220094

GD-14/15PV Fuse Base

1000V/1500V DC 15A-50A

GDPV-50B

GDPV-50B 50A 1000V DC (14X51mm)

Photovoltaic Fuse

- Rated Voltage:1000V/1500V DC
- Class of Operation: gPV
- Standard: IEC 60269-6 UL248-19
- Order number: GDPV-50B(220095)

Dimensions-mm

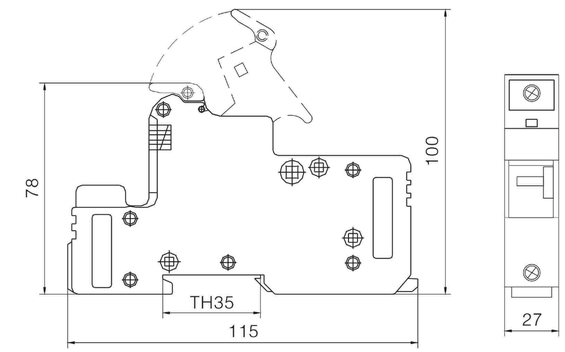

GDPV-22B

GDPV-22B 50A 1500V DC (22X58mm)

Photovoltaic Fuse

- Rated Voltage:1000V/1500V DC
- Class of Operation: gPV
- Standard: IEC 60269-6 UL248-19
- Order number: GDPV-22B(220096)

Dimensions-mm

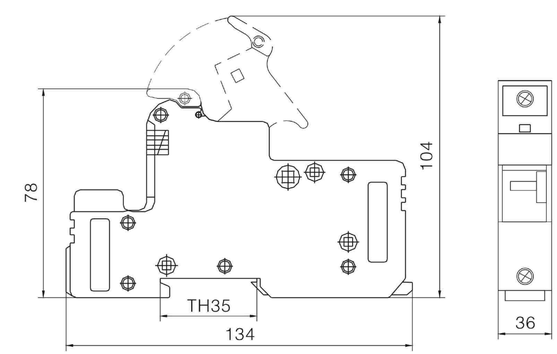

Cylindrical Fuse Links

10*38/14*51/22*58 2A-125A

Cylindrical Fuse Link

- Class of Operation: gG/aR
- Standard: IEC 60269 UL248
- Breaking Capacity: 50/100kA
- Time Constant: 1-3ms

Cylindrical Fuse Link

Type(gG)	Order Code	Type(aR)	Order Code	Rated Current In	Rated voltage Un	Fuse Size	Base
RO15/2A	220136	RS15/2A	220169	2A	500/690V AC	10X38mm	RT18-32(Z)
RO15/4A	220137	RS15/4A	220170	4A	500/690V AC	10X38mm	RT18-32(Z)
RO15/6A	220138	RS15/6A	220171	6A	500/690V AC	10X38mm	RT18-32(Z)
RO15/8A	220139	RS15/8A	220172	8A	500/690V AC	10X38mm	RT18-32(Z)
RO15/10A	220140	RS15/10A	220173	10A	500/690V AC	10X38mm	RT18-32(Z)
RO15/16A	220141	RS15/16A	220174	16A	500/690V AC	10X38mm	RT18-32(Z)
RO15/20A	220142	RS15/20A	220175	20A	500V AC	10X38mm	RT18-32(Z)
RO15/25A	220143	RS15/25A	220176	25A	500V AC	10X38mm	RT18-32(Z)
RO15/32A	220144	RS15/32A	220177	32A	500V AC	10X38mm	RT18-32(Z)
RO16/2A	220145	RS16/2A	220178	2A	500/690V AC	14X51mm	RT18-63(Z)
RO16/4A	220146	RS16/4A	220179	4A	500/690V AC	14X51mm	RT18-63(Z)
RO16/6A	220147	RS16/6A	220180	6A	500/690V AC	14X51mm	RT18-63(Z)
RO16/8A	220148	RS16/8A	220181	8A	500/690V AC	14X51mm	RT18-63(Z)
RO16/10A	220149	RS16/10A	220182	10A	500/690V AC	14X51mm	RT18-63(Z)
RO16/12A	220150	RS16/12A	220183	12A	500/690V AC	14X51mm	RT18-63(Z)
RO16/16A	220151	RS16/16A	220184	16A	500/690V AC	14X51mm	RT18-63(Z)
RO16/20A	220152	RS16/20A	220185	20A	500/690V AC	14X51mm	RT18-63(Z)
RO16/25A	220153	RS16/25A	220186	25A	500/690V AC	14X51mm	RT18-63(Z)
RO16/32A	220154	RS16/32A	220187	32A	500/690V AC	14X51mm	RT18-63(Z)
RO16/40A	220155	RS16/40A	220188	40A	500V AC	14X51mm	RT18-63(Z)
RO16/50A	220156	RS16/50A	220189	50A	500V AC	14X51mm	RT18-63(Z)
RO16/63A	220157	RS16/63A	220190	63A	500V AC	14X51mm	RT18-63(Z)
RO17/10A	220158	RS17/10A	220191	10A	500/690V AC	22X58mm	RT18-125(Z)
RO17/16A	220159	RS17/16A	220192	16A	500/690V AC	22X58mm	RT18-125(Z)
RO17/20A	220160	RS17/20A	220193	20A	500/690V AC	22X58mm	RT18-125(Z)
RO17/25A	220161	RS17/25A	220194	25A	500/690V AC	22X58mm	RT18-125(Z)
RO17/32A	220162	RS17/32A	220195	32A	500/690V AC	22X58mm	RT18-125(Z)
RO17/40A	220163	RS17/40A	220196	40A	500/690V AC	22X58mm	RT18-125(Z)
RO17/50A	220164	RS17/50A	220197	50A	500/690V AC	22X58mm	RT18-125(Z)
RO17/63A	220165	RS17/63A	220198	63A	500V AC	22X58mm	RT18-125(Z)
RO17/80A	220166	RS17/80A	220199	80A	500V AC	22X58mm	RT18-125(Z)
RO17/100A	220167	RS17/100A	220200	100A	500V AC	22X58mm	RT18-125(Z)
RO17/125A	220168	RS17/125A	220201	125A	500V AC	22X58mm	RT18-125(Z)

Cylindrical Fuse Links
10*38/14*51/22*58 2A-125A

Fuse Size

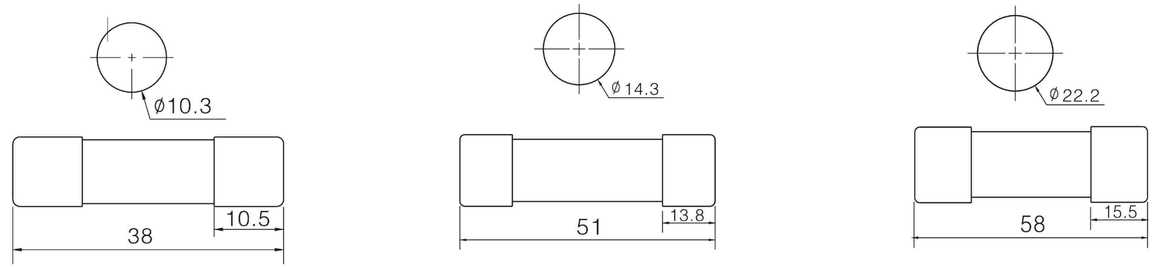

RO15/RS15 RO16/RS16 RO17/RS17

characteristic curve

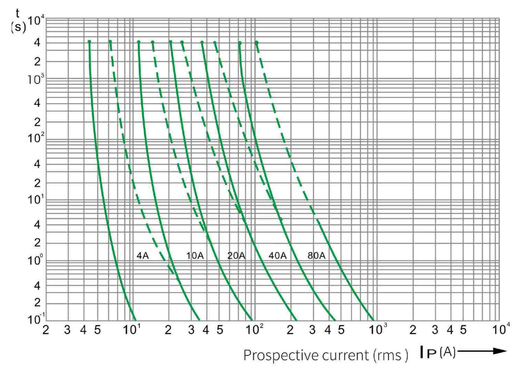

"gG" fuse time-current characteristics

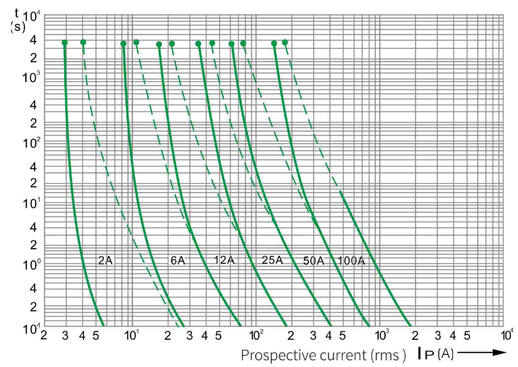

"gG" fuse time-current characteristics

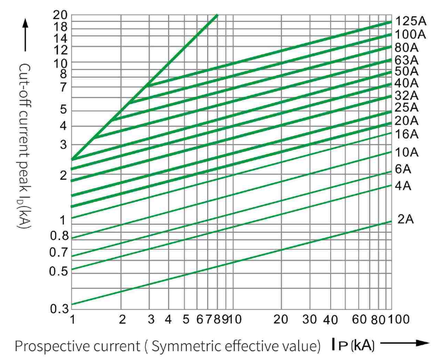

"gG"fuse link cut-off current characteristic curve

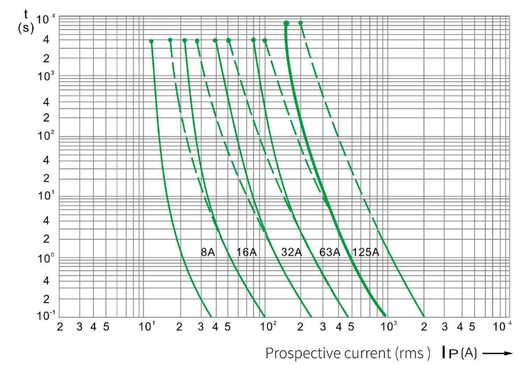

"gG" fuse time-current characteristics

Cylindrical Fuse Base

10*38/14*51/22*58 2A-125A

Cylindrical Fuse Link

Type	GD18-32	GD18-32Z	RT18-32	RT18-32Z	RT18-63	RT18-63Z	RT18-125	RT18-125Z
Instructions	NO	HAVE	NO	HAVE	NO	HAVE	NO	HAVE
Fuse size	10X38mm		10X38mm		14X51mm		22X58mm	
Mounting method	DIN rail installation							
Wiring Range	0.75-25mm²		0.75-25mm²		1.5-35mm²		4-50mm²	
Rated operational current Ie	32A		32A		63A		125A	
Rated operational Voltage Ue	400/690V							
Rated Insulation Voltage Ui	800V							
Rated impulse withstand Voltage Uimp	6kV							
Breaking capacity with fuse	100kA(500V AC)/50kA(690V AC)							
Utilization category	AC-22B							AC-20B
IP Degree	IP20							
Reference standard	IEC 60269-2,UL 248-19							

Order Code

Type	RT18-32/1P	RT18-32Z/1P	RT18-32/2P	RT18-32Z/2P	RT18-32/3P
Order Code	220202	220203	220204	220205	220206
Type	RT18-32Z/3P	RT18-32/4P	RT18-63/1P	RT18-63Z/1P	RT18-63/2P
Order Code	220207	220208	220209	220210	220211
Type	RT18-63Z/2P	RT18-63/3P	RT18-63Z/3P	RT18-63/4P	RT18-125/1P
Order Code	220212	220213	220214	220215	220216
Type	RT18-125Z/1P	RT18-125/2P	RT18-125Z/2P	RT18-125/3P	RT18-125Z/3P
Order Code	220217	220218	2202219	220220	220221
Type	RT18-125/4P	GD18-32/1P	GD18-32Z/1P	GD18-32/2P	GD18-32Z/2P
Order Code	220222	220294	220295	220296	220297
Type	GD18-32/3P	GD18-32Z/3P	GD18-32/4P	GD18-32Z/4P	
Order Code	220298	220299	220300	220301	

Cylindrical Fuse Base
10*38/14*51/22*58 2A-125A

SCAN FOR CATALOG 02

Base Size

Product model	Applicable fuse link size	Rated Voltage (V)	Rated current (A)	Overall dimension (mm)				
				A1	A2	B	H1	H2
RT18-32(Z)	10×38	500	32	79	81	18	61	80
RT18-63(Z)	14×51	500	63	103	105	27	80	110

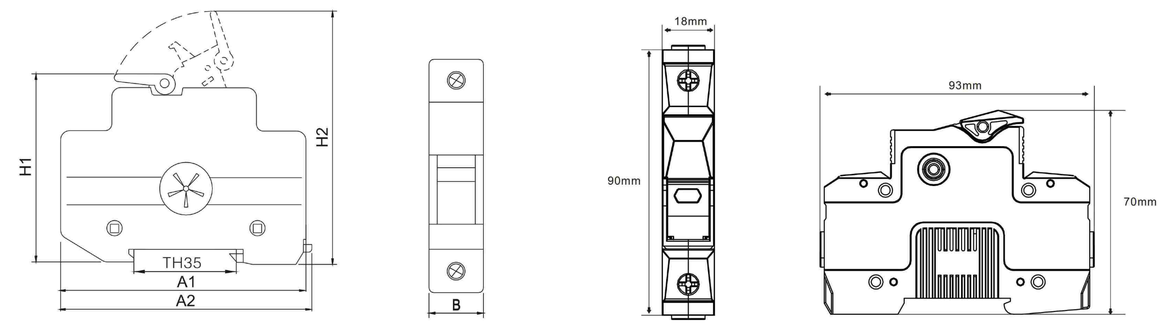

GD18-32

No.	Model of poroduct	Applicable fuse link size	Rated Voltage (V)	Rated current (A)	Overall dimension (mm)				
					A1	A2	B	H1	H2
18071-1	RT18-125 (Z)	22×58	690	125	126	134	36	78	104

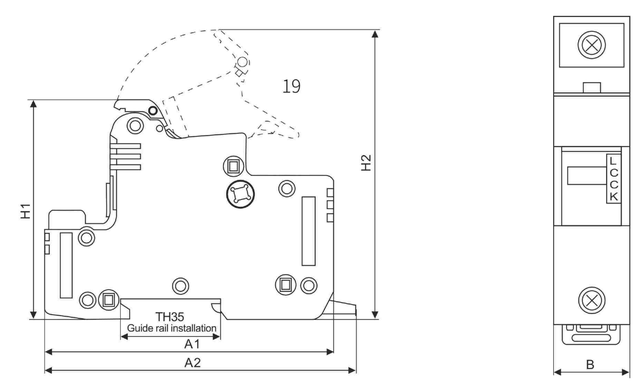

GDC2-63 6.0kA AC MCB

● GDC2-63 miniature circuit breaker is mainly used for protection against overload and short circuit under the AC 50Hz/60Hz, reted voltage 230V/400V and rated current from 1A to 63A. It also can be used for non-frequent on-and-off switch operation under normal circumstance.

- In complicance with IEC/EN62898-1.
- With indicator function in the contact position.
- Maximum connecting ability of 25mm²,

Circuit Diagram

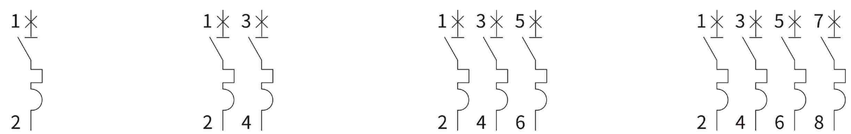

The main technical parameters

Electrical Features	
Type	GDC2-63
Rated current	1A,2A,3A,4A,5A,6A,8A,10A,16A,20A,25A,32A,40A,50A,63A
Pole	1P,2P,3P,4P
Rated voltage Ue	240/415V~
Insulation voltage Ui	500V
Rated frequency	50/60HZ
Rated breaking capacity	6000A
Rated impulse withstand voltage(1.2/50)Uimp	4kV
Dielectric test voltage at and ind.freq.for.1min	2kV
Thermo-magnetic release characteristic	B,C,D
Electrical ilfe	4000
Mechanical life	10000
Installation	
Contact position indicator	YES
Protection Class	IP20
Reference temperature for setting of thermal element	30℃
Ambient temperature	-5~+40℃
Storage temperature	-25~+70℃
Terminal connection type	Cable/U-type busbar/Pin-type busbar
Terminal size top/bottom for cable	25mm² 18-3
Tightening torque	3.0N • m 22
Mounting	On DIN rail FN60715(35mm)
Connection	Top and bottom
Combination with accessories	
Auxillary contact	YES
Alarm contact	YES
Shunt release	YES
Under voltage release	YES

Miniature Circuit Breaker/For Power Supply System

GDC2-63 6.0kA AC MCB

● GDL7-63 miniature circuit breaker is mainly used for protection against overload and short circuit under the AC 50Hz/60Hz, reted voltage 230V/400V and rated current from 1A to 63A. It also can be used for non-frequent on-and-off switch operation under normal circumstance.

Characteristics Curve

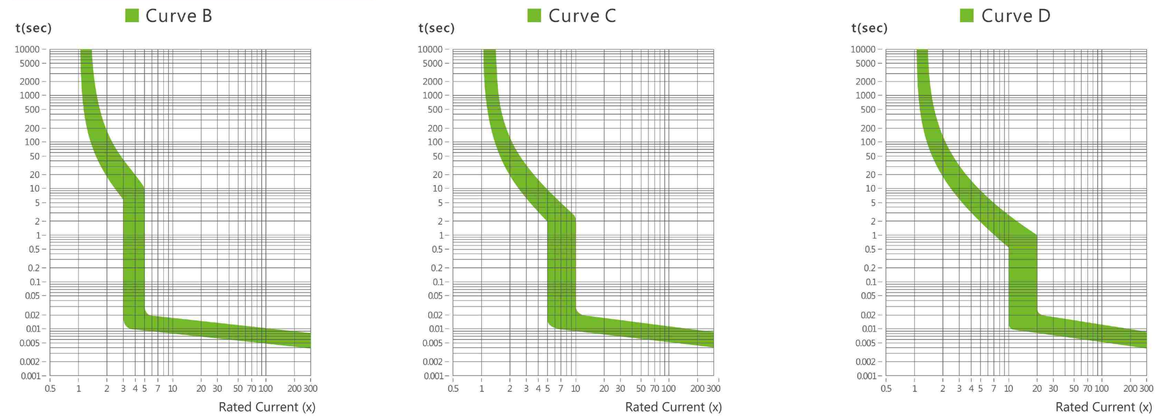

Characteristics Curve

	Thermal Tripping			Magnetic Tripping		
As per IEC60898	No tripping current	Tripping current I_2	Time Limits t	Hold current I_4	Trip current I_5	Time Limits t
B Curve	$1.13\times I_N$	$1.45\times I_N$	⩾1h <1h	$3\times I_N$	$5\times I_N$	⩾0.1s <0.1s
C Curve	$1.13\times I_N$	$1.45\times I_N$	⩾1h <1h	$5\times I_N$	$10\times I_N$	⩾0.1s <0.1s
D Curve	$1.13\times I_N$	$1.45\times I_N$	⩾1h <1h	$10\times I_N$	$20\times I_N$	⩾0.1s <0.1s

Size

Dimensions (mm)

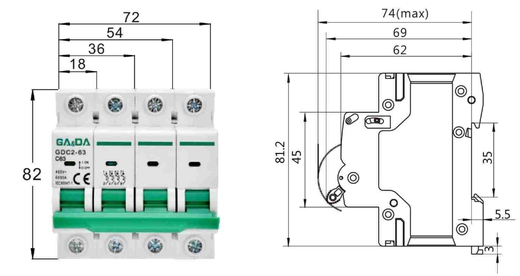

Order Code

Type(B curve)	Order Code(B curve)														
	1A	2A	3A	4A	5A	6A	8A	10A	16A	20A	25A	32A	40A	50A	63A
GDC2-63/BxxA-1P	260181	260193	260205	260217	260229	260241	260253	260265	260277	260289	260301	260313	260325	260337	260349
GDC2-63/BxxA-2P	260182	260194	260206	260218	260230	260242	260254	260266	260278	260290	260302	260314	260326	260338	260350
GDC2-63/BxxA-3P	260183	260195	260207	260219	260231	260243	260255	260267	260279	260291	260303	260315	260327	260339	260351
GDC2-63/BxxA-4P	260184	260196	260208	260220	260232	261000	260256	260268	260280	260292	260304	260316	260328	260340	260352
Type(C curve)	Order Code(C curve)														
	1A	2A	3A	4A	5A	6A	8A	10A	16A	20A	25A	32A	40A	50A	63A
GDC2-63/CxxA-1P	260185	260197	260209	260221	260233	260245	260257	260269	260281	260293	260305	260317	260329	260341	260353
GDC2-63/CxxA-2P	260186	260198	260210	260222	260234	260246	260258	260270	260282	260294	260306	260318	260330	260342	260354
GDC2-63/CxxA-3P	260187	260199	260211	260223	260235	260247	260259	260271	260283	260295	260307	260319	260331	260343	260355
GDC2-63/CxxA-4P	260188	260200	260212	260224	260236	260248	260260	260272	260284	260296	260308	260320	260332	260344	260356
Type(D curve)	Order Code(D curve)														
	1A	2A	3A	4A	5A	6A	8A	10A	16A	20A	25A	32A	40A	50A	63A
GDC2-63/DxxA-1P	260189	260201	260213	260225	260237	260249	260261	260273	260285	260297	260309	260321	260333	260345	260357
GDC2-63/DxxA-2P	260190	260202	260214	260226	260238	260250	260262	260274	260286	260298	260310	260322	260334	260346	260358
GDC2-63/DxxA-3P	260191	260203	260215	260227	260239	260251	260263	260275	260287	260299	260311	260323	260335	260347	260359
GDC2-63/DxxA-4P	260192	260204	260216	260228	260240	260252	260264	260276	260288	260300	260312	260324	260336	260348	260360

GDC1-32 4.5kA AC MCB

- GDC1-32 series miniature circuit breakers are mainly suitable for over-current protection of power line facilities and electrical equipment in buildings and similar places with a rated voltage of 230V and a rated operating current of up to 32A. It can also be used for infrequent on-off operations.

- In complicance with IEC/EN62898-1.
- With indicator function in the contact position.
- Maximum connecting ability of 16mm²,

Circuit Diagram

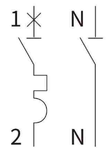

The main technical parameters

Electrical Features	
Type	GDC1-32
Rated current	63A,80A,100A,125A
Pole	1P+N
Rated voltage Ue	240V~
Insulation voltage Ui	500V
Rated frequency	50/60HZ
Rated breaking capacity	4500A
Rated impulse withstand voltage(1.2/50)Uimp	3kV
Dielectric test voltage at and ind.freq.for.1min	1kV
Thermo-magnetic release characteristic	B,C
Electrical ilfe	4000
Mechanical life	10000
Installation	
Contact position indicator	YES
Protection Class	IP20
Reference temperature for setting of thermal element	30℃
Ambient temperature	-5~+40℃
Storage temperature	-25~+70℃
Terminal connection type	Cable/U-type busbar/Pin-type busbar
Terminal size top/bottom for cable	16mm² 18-3
Tightening torque	1.5N • m 22
Mounting	On DIN rail FN60715(35mm)
Connection	Top and bottom
Combination with accessories	
Auxillary contact	YES
Alarm contact	YES
Shunt release	YES
Under voltage release	YES

Miniature Circuit Breaker/For Power Supply System
LUXSOLAR

GDC1-32 4.5kA AC MCB

- GDC1-32 series miniature circuit breakers are mainly suitable for over-current protection of power line facilities and electrical equipment in buildings and similar places with a rated voltage of 230V and a rated operating current of up to 32A. It can also be used for infrequent on-off operations.

Characteristics Curve

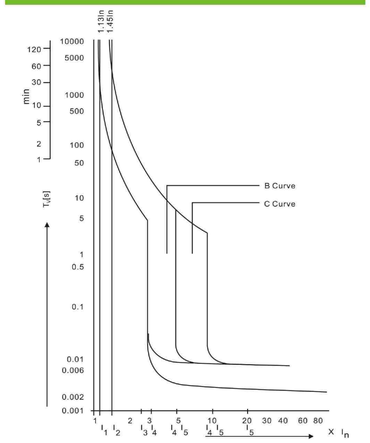

	Thermal Tripping			Magnetic Tripping		
As per IEC60898	No tripping current	Tripping current I_2	Time Limits t	Hold current I_4	Trip current I_5	Time Limits t
B Curve	$1.13\times I_N$	$1.45\times I_N$	⩾1h <1h	$3\times I_N$	$5\times I_N$	⩾0.1s <0.1s
C Curve	$1.13\times I_N$	$1.45\times I_N$	⩾1h <1h	$5\times I_N$	$10\times I_N$	⩾0.1s <0.1s

Size

Dimensions (mm)

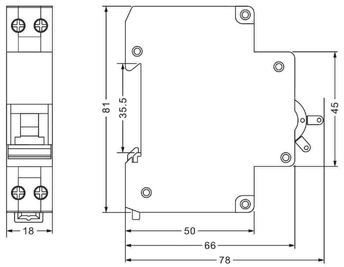

Order Code

Type	Order Code	Type	Order Code	Type	Order Code
GDC1-32/B6A-1P+N	260919	GDC1-32/B8A-1P+N	260920	GDC1-32/B10A-1P+N	260921
GDC1-32/B16A-1P+N	260922	GDC1-32/B20A-1P+N	260923	GDC1-32/B25A-1P+N	260924
GDC1-32/B32A-1P+N	260925	GDC1-32/C6A-1P+N	260926	GDC1-32/C8A-1P+N	260927
GDC1-32/C10A-1P+N	260928	GDC1-32/C16A-1P+N	260929	GDC1-32/C20A-1P+N	260930
GDC1-32/C25A-1P+N	260931	GDC1-32/C32A-1P+N	260932		

GDCS-40 Modular Changeover Switch

- GDCS-40 Changeover Switch can switch on,Load and break the circuit under normal conditions, using as Switch Disconnectors.

Circuit Diagram

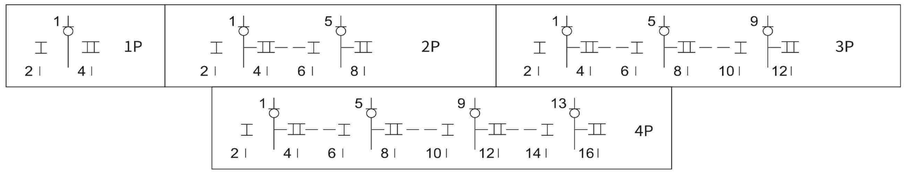

Size

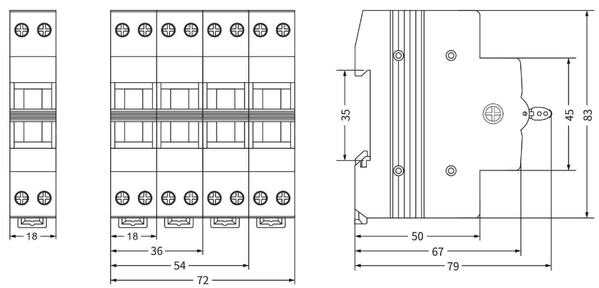

The main technical parameters

Electrical Features	
Type	GDCS-40
Rated current	16A,25A,32A,40A
Pole	1P,2P,3P,4P
Rated voltage Ue	240/415V~
Contact form	1-0-2
Installation	
Protection Class	IP20
Electrical ilfe	1500
Mechanical life	8500

Order Code

Type	Order Code(Rated current)			
	16A	25A	32A	40A
GDCS-40/xxA-1P	262173	262174	262175	262176
GDCS-40/xxA-2P	262177	262178	262179	262180
GDCS-40/xxA-3P	262181	262182	262183	262184
GDCS-40/xxA-4P	262185	262186	262187	262188

Modular Changeover Switch/For Power Supply System

GDCS-125 Modular Changeover Switch

- GDCS-40 Changeover Switch can switch on,Load and break the circuit under normal conditions, using as Switch Disconnectors.

Product Application

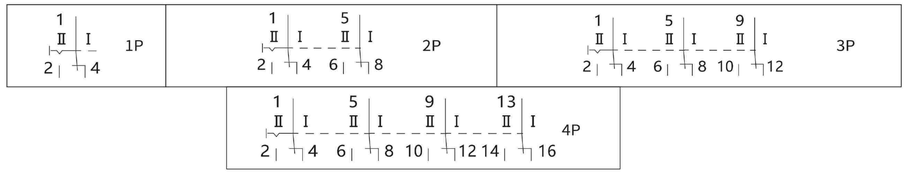

Size

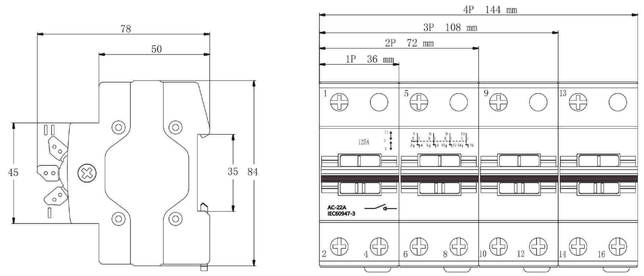



The main technical parameters

Electrical Features	
Type	GDCS-125
Rated current	63A,80A,100A,125A
Pole	1P,2P,3P,4P
Rated voltage Ue	240/415V~
Contact form	1-0-2
Installation	
Protection Class	IP20
Electrical ilfe	1500
Mechanical life	8500

Order Code

Type	Order Code(Rated current)			
	63A	80A	100A	125A
GDCS-40/xxA-1P	262189	262190	262191	262192
GDCS-40/xxA-2P	262193	262194	262195	262196
GDCS-40/xxA-3P	262197	262198	262199	262200
GDCS-40/xxA-4P	262201	262202	262203	262204

GDDC3-63 6.0kA DC MCB

- GDDC3-63 circuit breaker is used for DC rated voltage to 1000V, rated current to 63A line, for overload andshort circuit protection, and can also be used as an infrequent operation of the line. Circuit breakers are used in DC applications such as communications and photovoltaic system.

- In complicance with IEC/EN60947-2.
- With indicator function in the contact position.
- Maximum connecting ability of 25mm²,

Circuit Diagram

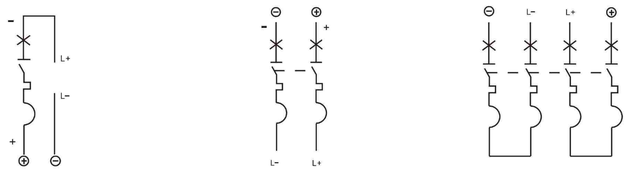

The main technical parameters

Electrical Features	
Type	GDDC3-63
Rated current	10A,16A,20A,25A,32A,40A,50A,63A,
Pole	1P,2P,4P
Rated voltage Ue	1P:250V,2P:500V,4P:1000V,
Insulation voltage Ui	1000V
Rated frequency	50/60HZ
Rated breaking capacity	6000A
Rated impulse withstand voltage(1.2/50)Uimp	6kV
Dielectric test voltage at and ind.freq.for.1min	2kV
Thermo-magnetic release characteristic	B,C,D
Electrical ilfe	8000
Mechanical life	10000
Installation	
Contact position indicator	YES
Protection Class	IP20
Reference temperature for setting of thermal element	30℃
Ambient temperature	-5~+40℃
Storage temperature	-25~+70℃
Terminal connection type	Cable/U-type busbar/Pin-type busbar
Terminal size top/bottom for cable	25mm² 18-3
Tightening torque	2.5N • m
Mounting	On DIN rail FN60715(35mm)
Connection	Top and bottom
Combination with accessories	
Auxillary contact	YES
Alarm contact	YES
Shunt release	YES
Under voltage release	YES

DC Miniature Circuit Breaker/For Photovoltaic System

GDDC3-63 6.0kA DC MCB

- GDDC3-63 circuit breaker is used for DC rated voltage to 1000V, rated current to 63A line, for overload andshort circuit protection, and can also be used as an infrequent operation of the line. Circuit breakers are used in DC applications such as communications and photovoltaic system.

Characteristics Curve

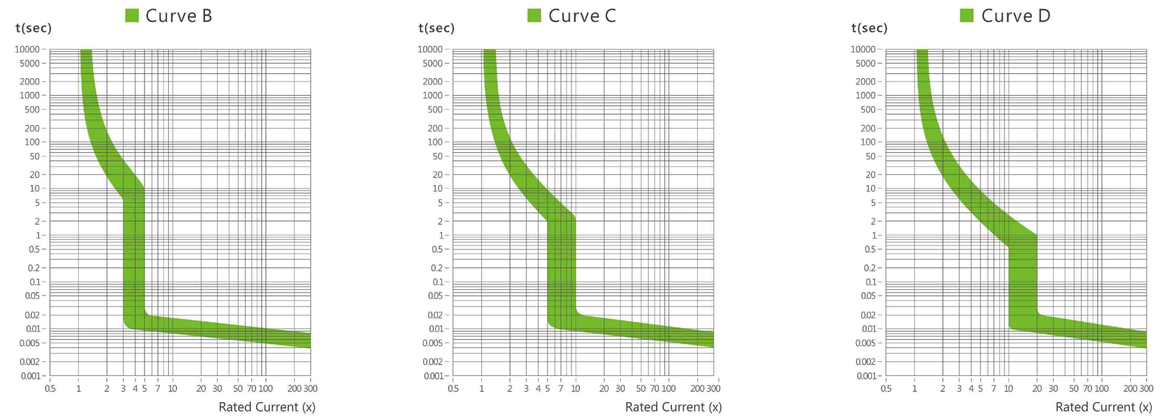

Characteristics Curve

Test	Test current	Initial state	Time limit for tripping or not tripping	Expected result	Remarks
a	1.05In	Cold state a	t≤1h	Not tripping	
b	1.30In	Right after test number a	t<1h	Tripping	The current is rising within 5s
c	8In	Cold state a	0.2s<t<15s (In≤32A) 0.2s<t≤30s (In>32A)	Tripping	
d	12In	Cold state a		Tripping	

Note: The terminology "Cold state" means that the test is performed at the base calibration temperature with no load prior to the test.

Size

Dimensions (mm)

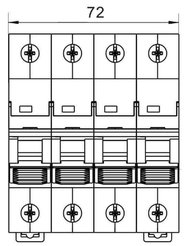

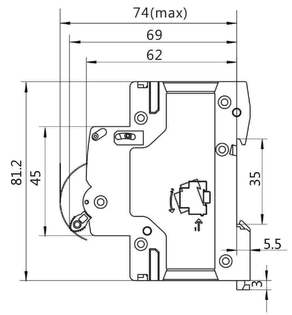

Order Code

Type(B curve)	Order Code(B curve)							
	10A	16A	20A	25A	32A	40A	50A	63A
GDDC3-63/BxA-1P/250V	261139	261140	261141	261142	261143	261144	261145	261146
GDDC3-63/BxA-2P/500V	261147	261148	261149	261150	261151	261152	261153	261154
GDDC3-63/BxA-2P/1000V	261155	261156	261157	261158	261159	261160	261161	261162
GDDC3-63/BxA-4P/1000V	261163	261164	261165	261166	261167	261168	261169	261170
Type(C curve)	Order Code(C curve)							
	10A	16A	20A	25A	32A	40A	50A	63A
GDDC3-63/CxA-1P/250V	261171	261172	261173	261174	261175	261176	261177	261178
GDDC3-63/CxA-2P/500V	261179	261180	261181	261182	261183	261184	261185	261186
GDDC3-63/CxA-2P/1000V	261187	261188	261189	261190	261191	261192	261193	261194
GDDC3-63/CxA-4P/1000V	261195	261196	261197	261198	261199	261200	261201	261202
Type(D curve)	Order Code(D curve)							
	10A	16A	20A	25A	32A	40A	50A	63A
GDDC3-63/DxA-1P/250V	261203	261204	261205	261206	261207	261208	261209	261210
GDDC3-63/DxA-2P/500V	261211	261212	261213	261214	261215	261216	261217	261218
GDDC3-63/DxA-2P/1000V	261219	261220	261221	261222	261223	261224	261225	261226
GDDC3-63/DxA-4P/1000V	261227	261228	261229	261230	261231	261232	261233	261234

GDDC1-125 10kA DC MCB

- GDDC1-125 circuit breaker is used for DC rated voltage to 1000V, rated current to 125A line, for overload andshort circuit protection, and can also be used as an infrequent operation of the line. Circuit breakers are used in DC applications such as communications and photovoltaic system.

- In complicance with IEC/EN60947-2.
- With indicator function in the contact position.
- Maximum connecting ability of 25mm²,

Circuit Diagram

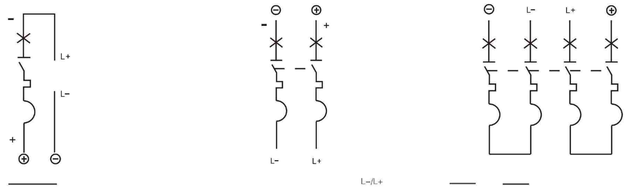

The main technical parameters

Electrical Features	
Type	GDDC1-125
Rated current	63A,80A,100A,125A
Pole	1P,2P,4P
Rated voltage Ue	1P:250V,2P:500V,4P:1000V,
Insulation voltage Ui	1000V
Rated frequency	50/60HZ
Rated breaking capacity	6000/10000A
Rated impulse withstand voltage(1.2/50)Uimp	6kV
Dielectric test voltage at and ind.freq.for.1min	2kV
Thermo-magnetic release characteristic	B,C,D
Electrical ilfe	8000
Mechanical life	10000
Installation	
Contact position indicator	YES
Protection Class	IP20
Reference temperature for setting of thermal element	30℃
Ambient temperature	-5~+40℃
Storage temperature	-25~+70℃
Terminal connection type	Cable/U-type busbar/Pin-type busbar
Terminal size top/bottom for cable	25mm² 18-3
Tightening torque	2.5N • m
Mounting	On DIN rail FN60715(35mm)
Connection	Top and bottom
Combination with accessories	
Auxillary contact	YES
Alarm contact	YES
Shunt release	YES
Under voltage release	YES

DC Miniature Circuit Breaker/For Photovoltaic System

GDDC1-125 10kA DC MCB

- GDDC1-125 circuit breaker is used for DC rated voltage to 1000V, rated current to 125A line, for overload andshort circuit protection, and can also be used as an infrequent operation of the line. Circuit breakers are used in DC applications such as communications and photovoltaic system.

Characteristics Curve

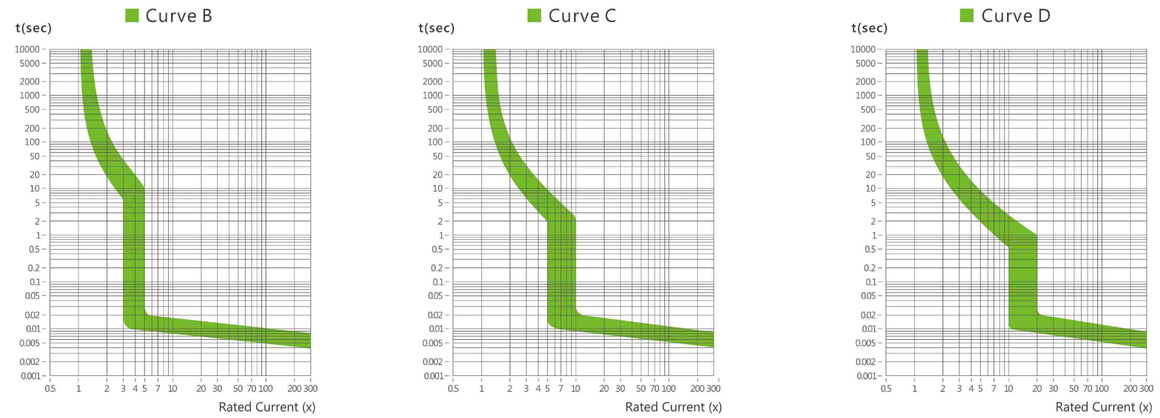

Characteristics Curve

	Thermal Tripping			Magnetic Tripping		
As per IEC60898	No tripping current	Tripping current I_2	Time Limits t	Hold current I_4	Trip current I_5	Time Limits t
B Curve	$1.13\times I_N$	$1.45\times I_N$	⩾1h <1h	$3\times I_N$	$5\times I_N$	⩾0.1s <0.1s
C Curve	$1.13\times I_N$	$1.45\times I_N$	⩾1h <1h	$5\times I_N$	$10\times I_N$	⩾0.1s <0.1s
D Curve	$1.13\times I_N$	$1.45\times I_N$	⩾1h <1h	$10\times I_N$	$20\times I_N$	⩾0.1s <0.1s

Size

Dimensions (mm)

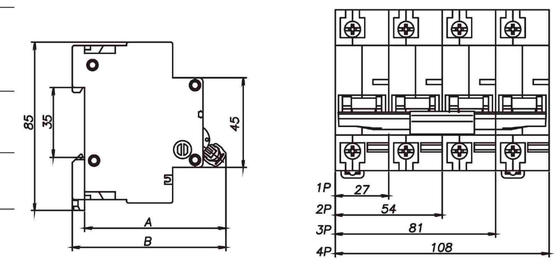

Order Code

Type(B curve)	Order Code(B curve)			
	63A	80A	100A	125A
GDDC1-125/BxA-1P/250V	261523	261524	261525	261526
GDDC1-125/BxA-2P/500V	261527	261528	261529	261530
GDDC1-125/BxA-2P/1000V	261531	261532	261533	261534
GDDC1-125/BxA-4P/1000V	261535	261536	261537	261538
Type(C curve)	**Order Code(C curve)**			
	63A	80A	100A	125A
GDDC1-125/CxA-1P/250V	261539	261540	261541	261542
GDDC1-125/CxA-2P/500V	261543	261544	261545	261546
GDDC1-125/CxA-2P/1000V	261547	261548	261549	261550
GDDC1-125/CxA-4P/1000V	261551	261552	261553	261554
Type(D curve)	**Order Code(D curve)**			
	63A	80A	100A	125A
GDDC1-125/DxA-1P/250V	261555	261556	261557	261558
GDDC1-125/DxA-2P/500V	261559	261560	261561	261562
GDDC1-125/DxA-2P/1000V	261563	261564	261565	261566
GDDC1-125/DxA-4P/1000V	261567	261568	261569	261570

GDC5-63 6.0kA AC MCB

- GDC5-63 miniature circuit breaker is mainly used for protection against overload and short circuit under the AC 50Hz/60Hz, reted voltage 230V/400V and rated current from 1A to 63A. It also can be used for non-frequent on-and-off switch operation under normal circumstance.

- In complicance with IEC/EN62898-1.
- With indicator function in the contact position.
- Maximum connecting ability of 25mm²,

Circuit Diagram

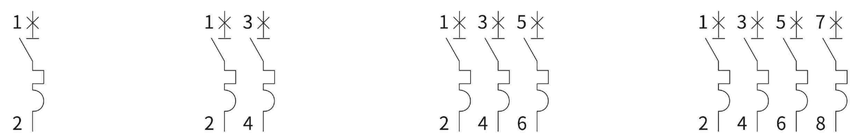

The main technical parameters

Electrical Features	
Type	GDC5-63
Rated current	1A,2A,3A,4A,5A,6A,8A,10A,16A,20A,25A,32A,40A,50A,63A
Pole	1P,2P,3P,4P
Rated voltage Ue	240/415V~
Insulation voltage Ui	500V
Rated frequency	50/60HZ
Rated breaking capacity	6000A
Rated impulse withstand voltage(1.2/50)Uimp	6kV
Dielectric test voltage at and ind.freq.for.1min	2kV
Thermo-magnetic release characteristic	B,C,D
Electrical ilfe	8000
Mechanical life	10000
Installation	
Contact position indicator	YES
Protection Class	IP20
Reference temperature for setting of thermal element	30℃
Ambient temperature	-5~+40℃
Storage temperature	-25~+70℃
Terminal connection type	Cable/U-type busbar/Pin-type busbar
Terminal size top/bottom for cable	25mm² 18-3
Tightening torque	3.0N • m 22
Mounting	On DIN rail FN60715(35mm)
Connection	Top and bottom
Combination with accessories	
Auxillary contact	YES
Alarm contact	YES
Shunt release	YES
Under voltage release	YES

Miniature Circuit Breaker/For Power Supply System

GDC5-63 6.0kA AC MCB

- GDC5-63 miniature circuit breaker is mainly used for protection against overload and short circuit under the AC 50Hz/60Hz, reted voltage 230V/400V and rated current from 1A to 63A. It also can be used for non-frequent on-and-off switch operation under normal circumstance.

Characteristics Curve

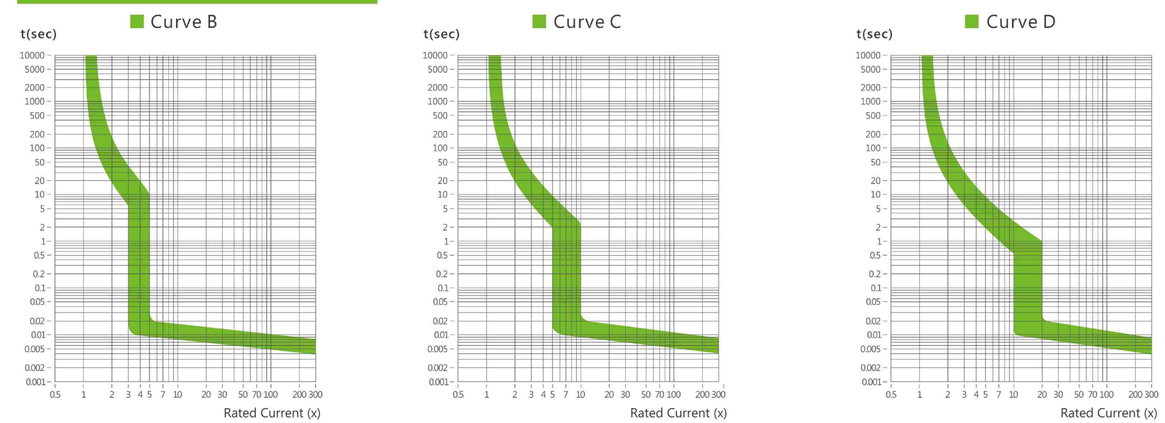

Characteristics Curve

	Thermal Tripping			Magnetic Tripping		
As per IEC60898	No tripping current	Tripping current I_2	Time Limits t	Hold current I_4	Trip current I_5	Time Limits t
B Curve	$1.13\times I_N$	$1.45\times I_N$	≥1h <1h	$3\times I_N$	$5\times I_N$	≥0.1s <0.1s
C Curve	$1.13\times I_N$	$1.45\times I_N$	≥1h <1h	$5\times I_N$	$10\times I_N$	≥0.1s <0.1s
D Curve	$1.13\times I_N$	$1.45\times I_N$	≥1h <1h	$10\times I_N$	$20\times I_N$	≥0.1s <0.1s

Size

Dimensions (mm)

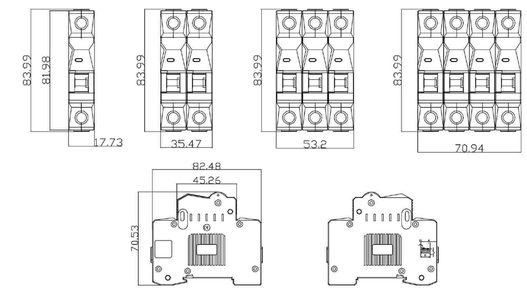

Order Code

Type(B curve)	Order Code(B curve)														
	1A	2A	3A	4A	5A	6A	8A	10A	16A	20A	25A	32A	40A	50A	63A
GDC5-63/BxxA-1P	261571	261583	261595	261607	261619	260601	260613	260625	261000	260649	260661	260673	260685	260697	260679
GDC5-63/BxxA-2P	261572	261584	261596	261608	261620	260602	260614	260626	260638	260650	260662	260674	260686	260698	260680
GDC5-63/BxxA-3P	261573	261585	261597	261609	260591	260603	260615	260627	260639	260651	260663	260675	260687	260699	260681
GDC5-63/BxxA-4P	261574	261586	261598	261610	260592	260604	260616	260628	260640	260652	260664	260676	260688	260670	260682
Type(C curve)	Order Code(C curve)														
	1A	2A	3A	4A	5A	6A	8A	10A	16A	20A	25A	32A	40A	50A	63A
GDC5-63/CxxA-1P	261575	261587	261599	261611	260593	260605	260617	260629	260641	260653	260665	260677	260689	260671	260683
GDC5-63/CxxA-2P	261576	261588	261600	261612	260594	260606	260618	260630	260642	260654	260666	260678	260690	260672	260684
GDC5-63/CxxA-3P	261577	261589	261601	261613	260595	260607	260619	260631	260643	260655	260667	260679	260691	260673	260685
GDC5-63/CxxA-4P	261578	261590	261602	261614	260596	260608	260620	260632	260644	260656	260668	260680	260692	260674	260686
Type(D curve)	Order Code(D curve)														
	1A	2A	3A	4A	5A	6A	8A	10A	16A	20A	25A	32A	40A	50A	63A
GDC5-63/DxxA-1P	261579	261591	261603	261615	260597	260609	260621	260633	260645	260657	260669	260681	260693	260675	260687
GDC5-63/DxxA-2P	261580	261592	261604	261616	260598	260610	260622	260634	260646	260658	260670	260682	260694	260676	260688
GDC5-63/DxxA-3P	261581	261593	261605	261617	260599	260611	260623	260635	260647	260659	260671	260683	260695	260677	260689
GDC5-63/DxxA-4P	261582	261594	261606	261618	260600	260612	260624	260636	260648	260660	260672	260684	260696	260678	260690

GDGL-125 Isolating switch

● GDDCL7-H-63 circuit breaker is used for DC rated voltage to 1000V, rated current to 63A line, for overload andshort circuit protection, and can also be used as an infrequent operation of the line. Circuit breakers are used in DC applications such as communications and photovoltaic system.

Circuit Diagram

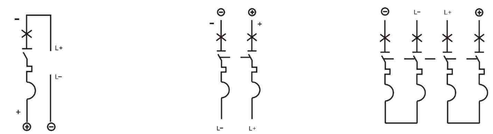

Size

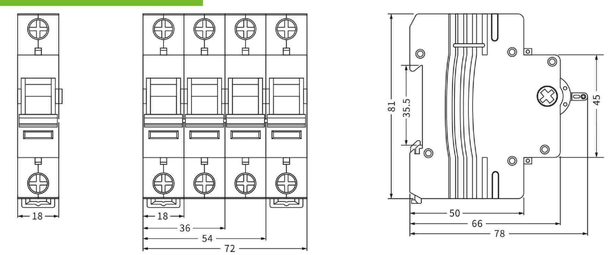

The main technical parameters

Electrical Features	
Type	GDGL-125
Rated current	32A,40A,50A,63A,80A,100A,125A
Pole	1P,2P,3P,4P
Rated voltage Ue	240/415V~
Insulation voltage Ui	500V
Rated frequency	50/60HZ
Rated impulse withstand voltage(1.5/50)Uimp	4kV
Dielectric test voltage at and ind.freq.for.1min	2.5kV
Utiliaztion category	AC-22A
Installation	
Contact position indicator	YES
Protection Class	IP20
Electrical ilfe	4000
Mechanical life	10000

Order Code

Type	Order Code(Rated current)						
	32A	40A	50A	63A	80A	100A	125A
GDGL-125/xxA-1P	262107	262108	262109	262110	262111	262112	262113
GDGL-125/xxA-2P	262114	262115	262116	262117	262118	262119	262120
GDGL-125/xxA-3P	262121	262122	262123	262124	262125	262126	262127
GDGL-125/xxA-4P	262128	262129	262130	262131	262132	262133	262134

GDTS-63/125 Manual Transfer Switch (MTS) Interlock Circuit Breaker

● GDTS Series can be used as a hand-operated miniaturedual power transfer switch. one side breaker closing, the other side of the circuit breaker government agencies and other special places with two main lines, often used with voltage regulators and other electrical appliances

Product Application

● GDTS Series can be used as a hand-operated miniature dual power transfer switch. In the case of FCOS Series is suitable for use in industrial, shopping malls, shops, one side breaker closing, the other side of the circuit breaker can only be kept disconnected, and the protection functions of the common power supply (mains) and standby power supply line switching can be realized. hospitals, mines, schools, government agencies and other special places with two main lines, often used with voltage regulators and other electrical appliances.

The main technical parameters

Type	GDTS-63	GDTS-125
Rated current	1-63A	63-125A
Pole	1P+1P,2P+2P,	
Rated working voltage	230/400V AC, 250/550V DC,	
Frequency	50HZ	
Rated breaking capacity	4000A	10000A

Size

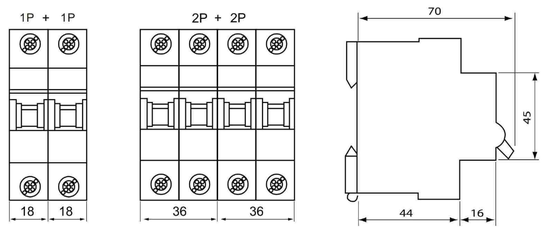

Order Code

Type	Order Code				
	1A	2A	3A	4A	5A
GDTS-63/xxA-1P+1P	262135	262136	262137	262138	262139
Rated current	6A	8A	10A	16A	20A
GDTS-63/xxA-1P+1P	262140	262141	262142	262143	262144
Rated current	25A	32A	40A	50A	63A
GDTS-63/xxA-1P+1P	262145	262146	262147	262148	262149
Rated current	1A	2A	3A	4A	5A
GDTS-63/xxA-2P+2P	262150	262151	262152	262153	262154
Rated current	6A	8A	10A	16A	20A
GDTS-63/xxA-2P+2P	262155	262156	262157	262158	262159
Rated current	25A	32A	40A	50A	63A
GDTS-63/xxA-2P+2P	262160	262161	262162	262163	262164

Type	Order Code			
	63A	80A	100A	125A
GDTS-125/xxA-1P+1P	262165	262166	262167	261668
Rated current	63A	80A	100A	125A
GDTS-125/xxA-2P+2P	262169	262170	262171	262172

GDC1-63 4.5kA AC MCB

● GDC1-63 miniature circuit breaker is mainly used for protection against overload and short circuit under the AC 50Hz/60Hz, reted voltage 230V/400V and rated current from 1A to 63A. It also can be used for non-frequent on-and-off switch operation under normal circumstance.

- In complicance with IEC/EN62898-1.
- With indicator function in the contact position.
- Maximum connecting ability of 25mm²,

Circuit Diagram

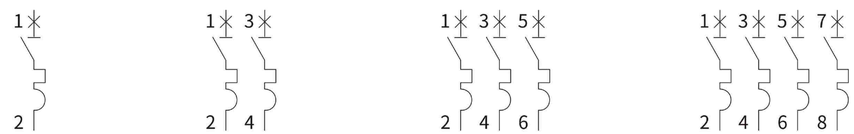

The main technical parameters

Electrical Features	
Type	GDC1-63
Rated current	1A,2A,3A,4A,5A,6A,8A,10A,16A,20A,25A,32A,40A,50A,63A
Pole	1P,2P,3P,4P
Rated voltage Ue	240/415V~
Insulation voltage Ui	500V
Rated frequency	50/60HZ
Rated breaking capacity	4500A
Rated impulse withstand voltage(1.2/50)Uimp	4kV
Dielectric test voltage at and ind.freq.for.1min	2kV
Thermo-magnetic release characteristic	B,C,D
Electrical ilfe	4000
Mechanical life	10000
Installation	
Contact position indicator	YES
Protection Class	IP20
Reference temperature for setting of thermal element	30℃
Ambient temperature	-5~+40℃
Storage temperature	-25~+70℃
Terminal connection type	Cable/U-type busbar/Pin-type busbar
Terminal size top/bottom for cable	25mm² 18-3
Tightening torque	3.0N • m 22
Mounting	On DIN rail FN60715(35mm)
Connection	Top and bottom
Combination with accessories	
Auxillary contact	YES
Alarm contact	YES
Shunt release	YES
Under voltage release	YES

Miniature Circuit Breaker/For Power Supply System

GDC1-63 4.5kA AC MCB

● GDC1-63 miniature circuit breaker is mainly used for protection against overload and short circuit under the AC 50Hz/60Hz, reted voltage 230V/400V and rated current from 1A to 63A. It also can be used for non-frequent on-and-off switch operation under normal circumstance.

Characteristics Curve

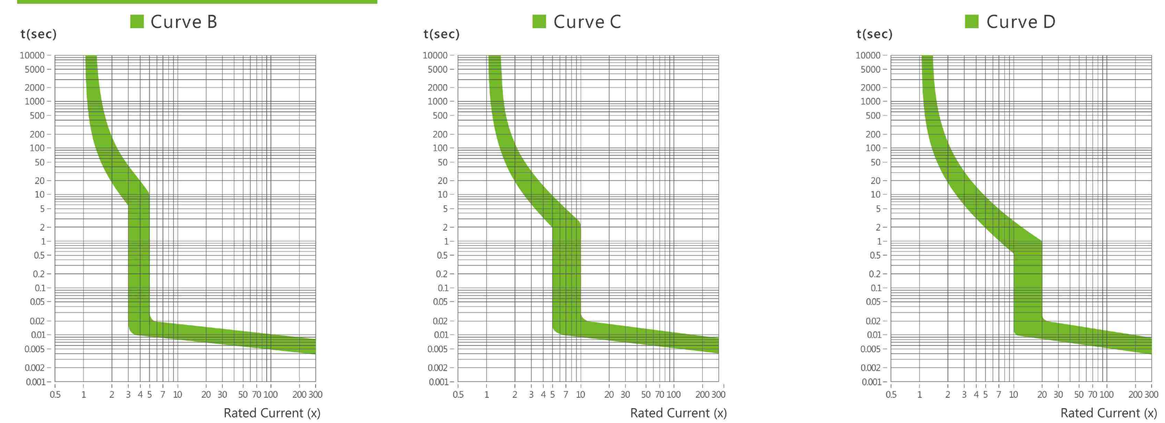

Characteristics Curve

	Thermal Tripping			Magnetic Tripping		
As per IEC60898	No tripping current	Tripping current I_2	Time Limits t	Hold current I_4	Trip current I_5	Time Limits t
B Curve	$1.13\times I_N$	$1.45\times I_N$	⩾1h <1h	$3\times I_N$	$5\times I_N$	⩾0.1s <0.1s
C Curve	$1.13\times I_N$	$1.45\times I_N$	⩾1h <1h	$5\times I_N$	$10\times I_N$	⩾0.1s <0.1s
D Curve	$1.13\times I_N$	$1.45\times I_N$	⩾1h <1h	$10\times I_N$	$20\times I_N$	⩾0.1s <0.1s

Size

Dimensions (mm)

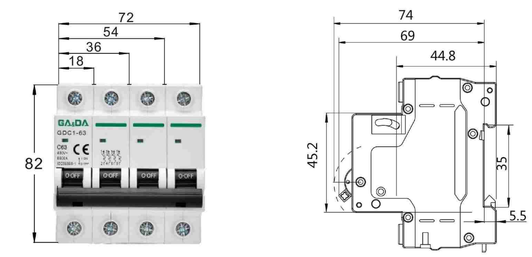

Order Code

Type(B curve)	Order Code(B curve)														
	1A	2A	3A	4A	5A	6A	8A	10A	16A	20A	25A	32A	40A	50A	63A
GDC1-63/BxxA-1P	260001	260013	260025	260037	260049	260061	260073	260085	260097	260109	260121	260133	260145	260157	260169
GDC1-63/BxxA-2P	260002	260014	260026	260038	260050	260062	260074	260086	260098	260110	260122	260134	260146	260158	260170
GDC1-63/BxxA-3P	260003	260015	260027	260039	260051	260063	260075	260087	260099	260111	260123	260135	260147	260159	260171
GDC1-63/BxxA-4P	260004	260016	260028	260040	260052	260064	260076	260088	260100	260112	260124	260136	260148	260160	260172
Type(C curve)	Order Code(C curve)														
	1A	2A	3A	4A	5A	6A	8A	10A	16A	20A	25A	32A	40A	50A	63A
GDC1-63/CxxA-1P	260005	260017	260029	260041	260053	260065	260077	260089	260101	260113	260125	260137	260149	260161	260173
GDC1-63/CxxA-2P	260006	260018	260030	260042	260054	260066	260078	260090	260102	260114	260126	260138	260150	260162	260174
GDC1-63/CxxA-3P	260007	260019	260031	260043	260055	260067	260079	260091	260103	260115	260127	260139	260151	260163	260175
GDC1-63/CxxA-4P	260008	260020	260032	260044	260056	260068	260080	260092	260104	260116	260128	260140	260152	260164	260176
Type(D curve)	Order Code(D curve)														
	1A	2A	3A	4A	5A	6A	8A	10A	16A	20A	25A	32A	40A	50A	63A
GDC1-63/DxxA-1P	260009	260021	260033	260045	260057	260069	260081	260093	260105	260117	260129	260141	260153	260165	260177
GDC1-63/DxxA-2P	260010	260022	260034	260046	260058	260070	260082	260094	260106	260118	260130	260142	260154	260166	260178
GDC1-63/DxxA-3P	260011	260023	260035	260047	260059	260071	260083	260095	260107	260119	260131	260143	260155	260167	260179
GDC1-63/DxxA-4P	260012	260024	260036	260048	260060	260072	260084	260096	260108	260120	260132	260144	260156	260168	260180

GDDC4-63 10.0kA DC MCB Nonpolarity

- GDDC4-63 circuit breaker is used for DC rated voltage to 1000V, rated current to 63A line, for overload andshort circuit protection, and can also be used as an infrequent operation of the line. Circuit breakers are used in DC applications such as communications and photovoltaic system.

- In complicance with IEC/EN60947-2.
- With indicator function in the contact position.
- Maximum connecting ability of 25mm²,

Circuit Diagram

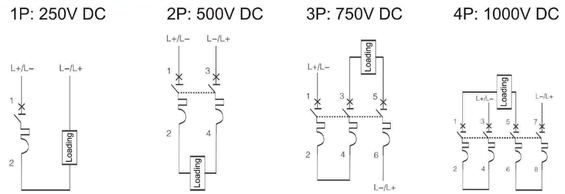

The main technical parameters

Electrical Features	
Type	GDDC4-63
Rated current	10A,16A,20A,25A,32A,40A,50A,63A,
Pole	1P,2P,3P,4P
Rated voltage Ue	1P:250V,2P:500V,3P:750V,4P:1000V,
Insulation voltage Ui	1000V
Rated frequency	50/60HZ
Rated breaking capacity	6000/10000A
Rated impulse withstand voltage(1.2/50)Uimp	8kV
Dielectric test voltage at and ind.freq.for.1min	2kV
Thermo-magnetic release characteristic	B,C,D
Electrical ilfe	8000
Mechanical life	10000
Installation	
Contact position indicator	YES
Protection Class	IP20
Reference temperature for setting of thermal element	30℃
Ambient temperature	-5~+40℃
Storage temperature	-25~+70℃
Terminal connection type	Cable/U-type busbar/Pin-type busbar
Terminal size top/bottom for cable	25mm² 18-3
Tightening torque	2.5N • m
Mounting	On DIN rail FN60715(35mm)
Connection	Top and bottom
Combination with accessories	
Auxillary contact	YES
Alarm contact	YES
Shunt release	YES
Under voltage release	YES

DC Miniature Circuit Breaker/For Photovoltaic System

GDDC4-63 10.0kA DC MCB Nonpolarity

- GDDC4-63 circuit breaker is used for DC rated voltage to 1000V, rated current to 63A line, for overload andshort circuit protection, and can also be used as an infrequent operation of the line. Circuit breakers are used in DC applications such as communications and photovoltaic system.

SCAN FOR CATALOG 03

Characteristics Curve

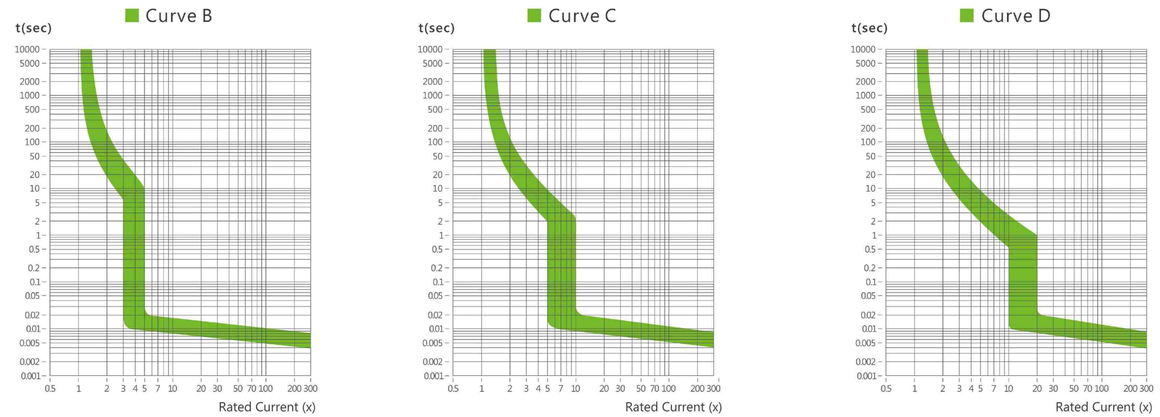

Characteristics Curve

Test	Test current	Initial state	Time limit for tripping or not tripping	Expected result	Remarks
a	1.05In	Cold state a	t≤1h	Not tripping	
b	1.30In	Right after test number a	t<1h	Tripping	The current is rising within 5s
c	8In	Cold state a	0.2s<t<15s (In≤32A) 0.2s<t≤30s (In>32A)	Tripping	
d	12In	Cold state a		Tripping	

Note: The terminology "Cold state" means that the test is performed at the base calibration temperature with no load prior to the test.

Size

Dimensions (mm)

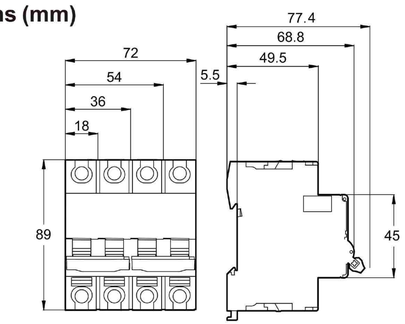

Order Code

Type(B curve)	Order Code(B curve)							
	10A	16A	20A	25A	32A	40A	50A	63A
GDDC4-63/BxA-1P/250V	261235	261236	261237	261238	261239	261240	261241	261242
GDDC4-63/BxA-2P/500V	261243	261244	261245	261246	261247	261248	261249	261250
GDDC4-63/BxA-3P/750V	261251	261252	261253	261254	261255	261256	261257	261258
GDDC4-63/BxA-4P/1000V	261259	261260	261261	261262	261263	261264	261265	261266
Type(C curve)	Order Code(C curve)							
	10A	16A	20A	25A	32A	40A	50A	63A
GDDC4-63/CxA-1P/250V	261267	261268	261269	261270	261271	261272	261273	261274
GDDC4-63/CxA-2P/500V	261275	261276	261277	261278	261279	261280	261281	261282
GDDC4-63/CxA-3P/750V	261283	261284	261285	261286	261287	261288	261289	261290
GDDC4-63/CxA-4P/1000V	261291	261292	261293	261294	261295	261296	261297	261298
Type(D curve)	Order Code(D curve)							
	10A	16A	20A	25A	32A	40A	50A	63A
GDDC4-63/DxA-1P/250V	261299	261300	261301	261302	261303	261304	261305	261306
GDDC4-63/DxA-2P/500V	261307	261308	261309	261310	261311	261312	261313	261314
GDDC4-63/DxA-3P/750V	261315	261316	261317	261318	261319	261320	261321	261322
GDDC4-63/DxA-4P/1000V	261323	261324	261325	261326	261327	261328	261329	261330

GDS-PV6/1 DC COMBINER BOX

- GDS-PV6/1 combiner box is suitable for inverter (MAX input voltageDC1000V/DC1200V/DC1500V, 6 PV input channel, 1output channel, single MPPT inverter).Box body is made of PVC engineering aterials, with test for fire retardant. temperature rise,anti impact, anti ultraviolet and other testing.

- High reliability
  With DC FUSE
  With DC Surge Protection Device
  With DC circuit breaker or DC load isolation switch.
- Strong adaptability
  IP65 design, waterproof, anti dust and anti ultraviolet. Strict test for high And low temperature, used widely.
  The simple installation, the simplified system wiring, the convenient wiring.
  The box body is made of cold rolled steel and other metal materials.
- Flexible configuration
  Used for single crystal silicon solar modules, polycrystalline silicon solar modules, thin film solar modules. Current rating of the photovoltaic fuse,circuit breaker, load isolation switch is modified.

Configuration diagram

Type	GDS-PV6/1-DC500	GDS-PV6/1-DC1000	
Electric paramenter			
Order Code	250009	250010	
System maximum dc voltage	500V DC	1000V DC	
Maximum input current for each string	15A		
Maximum input strings	6		
Maximum output switch current	50/63A		
Number of inverter MPPT	1		
Number of output strings	1		
Lightning protection			
SPD according to EN 61643-11 / IEC 61643-11	Type 2/Class II /T2		
Type	G2040PV/500-2P	G2040PV/1000-2P	G2040PV/1000-3P
Max. PV voltage (d.c.) (Ucpv)	500V DC	1000V DC	1000V DC
Nominal discharge current (8/20 μs) (In)	20kA		
Max. discharge current (8/20 μs) (Imax)	40kA		
Voltage protection level (Up)	⩽2.5kV	⩽4.0kV	⩽4.0kV
Poles	2P	2P	3P
System			
Protection garde	IP65		
Output swich	DC MCB(optional)/DC isolation switch(standard)		
Waterproof Connectors	PG/MC4		
PV DC FUSE	Standard		
Monitoring module	Optional		
Preventing diode	Optional		
Box material	PVC/irony		
Installation method	Wall mounting type		
Operating Temperature	−25 °C ... +55 °C		
Elevation of Temperature	2km		
Permissible relative humidity	0-95%,no condensation		

DC COMBINER BOX/For Power Supply System
LUXSOLAR

GDS-PV6/1 DC COMBINER BOX

- GDS-PV6/1 combiner box is suitable for inverter (MAX input voltageDC1000V/DC1200V/DC1500V, 6 PV input channel, 1 output channel, single MPPT inverter).Box body is made of PVC engineering aterials, with test for fire retardant. temperature rise,anti impact, anti ultraviolet and other testing.

SCAN FOR CATALOG 04

Configuration diagram

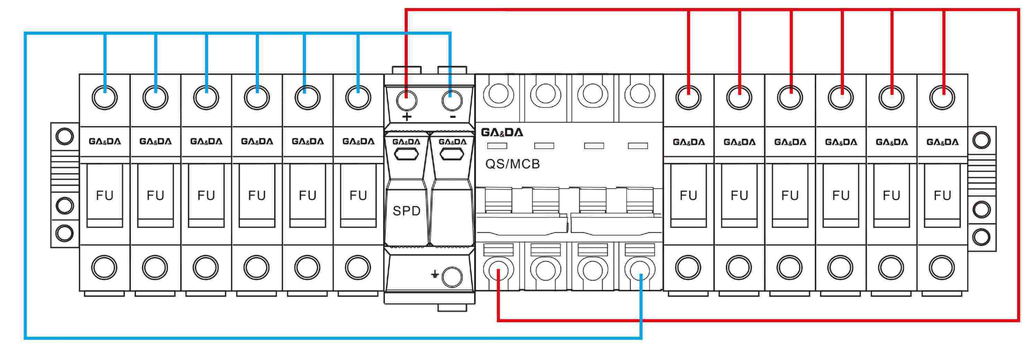

DC500/1000

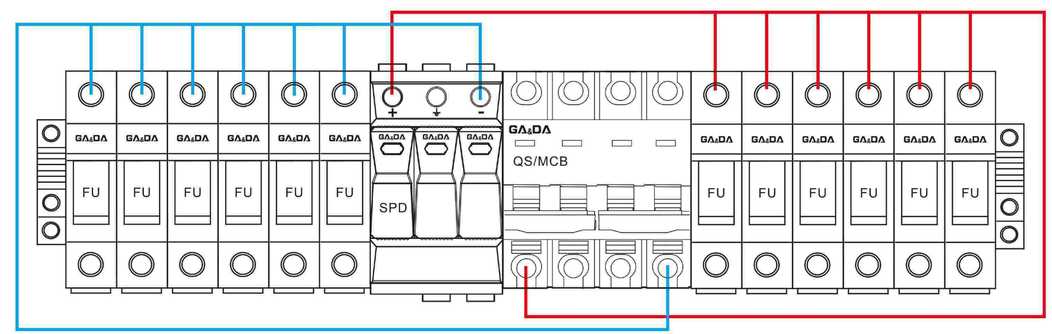

DC1000

Schematic

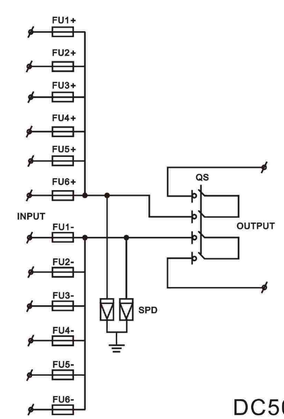

DC500/1000

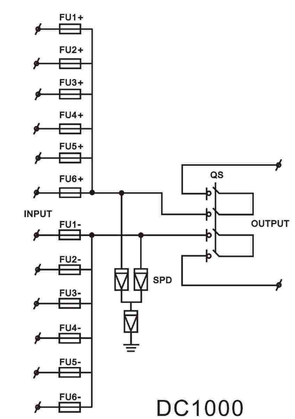

DC1000

GDV1 Voltage Protector(Single display)

- The protector can quickly disconnect the power supply to protect the appliances when there is power interruption or the voltage exceeds or falls below the predetermined value. When the power supply recovers, the protector automatically connects the power after 1-2 minutes' delay.

GDV1-2

GDV1-4

- Overvoltage protection
- Flame retardant material,
- Automatic reset

The main technical parameters

Type	GDV1-2	GDV1-4
Number of Poles	Single Phase	Three Phase
Rated Voltage (VAC)	220	380
Rated Working Current(A)	40/63A/80A	63/80/100A
Over-Voltage Cut-Off Value (VAC)	230-270 adjustable (400V short time)	390-450 adjustable
Time Delay (s)	0.01	0.01
Under-Voltage Cut-Off Value (VAC)	120-210 adjustable	210-360 adjustable
Time Delay (s)	0.1	0.1
Recovery Setting Time Range (s)	10-600	10-600
Self Power Consumption(W)	≤3	≤3
Ambient Temperature (ºC)	-20~+40˚C	

Size

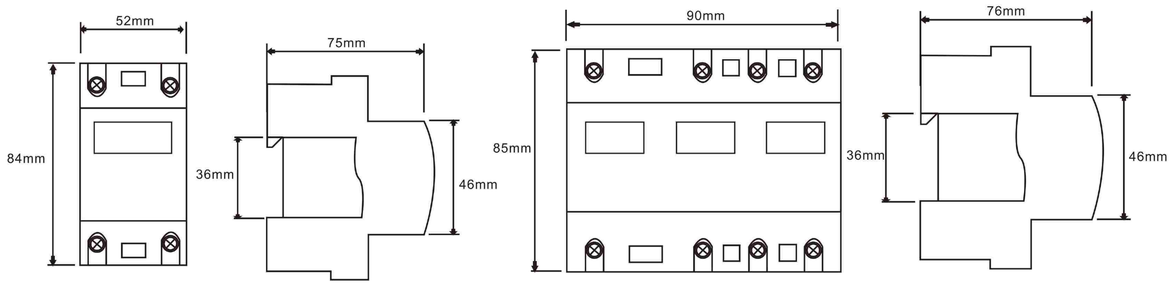

Type	GDV1-2/40A	GDV1-2/63A	GDV1-2/80A	GDV1-2/63A	GDV1-2/80A	GDV1-2/100A
Order Code	271001	271002	271003	271004	271005	271006

GDV2 Voltage Protector(dual display)

- The protector can quickly disconnect the power supply to protect the appliances when there is power interruption or the voltage exceeds or falls below the predetermined value. When the power supply recovers, the protector automatically connects the power after 1-2 minutes' delay

SCAN FOR CATALOG 06

GDV2-2

GDV2-4

- Overvoltage and overcurrent protection
- Flame retardant material,
- Automatic reset

The main technical parameters

Type	GDV2-2	GDV2-4
Rated Working Voltage	220V	220V/380V
Operation Voltage Range	AC80V-400V(Single Phase)	AC140V-500V(Three Phase)
Rated Frequency	50/60Hz	
Rated Working Current	40A/63A/80A	63/80/100A
Over-voltage Protection Value	AC230V-AC300V	AC390V-AC500V
Under-voltage Protection Value	AC140V-AC210V	AC140V-AC370V
Voltage Power Off Time	1-400s	
Over current Protection Value	1-40A/1-63A	1-63A
Over current Power Off Time	1-30s	1-30s
Recover time (Starting Delay Time)	1-400s/1-30s	1-400s
Own Power Consumption	≤1.5W	
Motor Mechanical Life	≥100,000 Times	
Relative Humidity	45-90%RH	
Temperature	40ºC	
Altitude	≤2000M	

Size

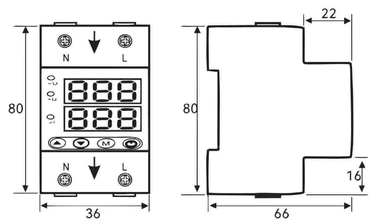

GDV2-2/40/63/80A

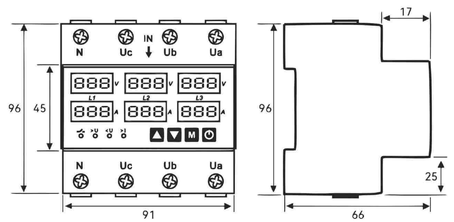

GDV2-4/63/80/100A

Type	GDV2-2/40A	GDV2-2/63A	GDV2-2/80A	GDV2-4/63A	GDV2-4/80A	GDV2-4/100A
Order Code	271007	271008	271009	271010	271011	271012

GDH8M AC Modular Manual operation Contactor

● GDH8 series modular contactors are mainly suitable for lighting, heating, ventilation, roller shutters, public hot water, mechanical ventilation systems, etc., can be used for remote control in line with IEC international standards,

GDH8-25M

GDH8-63M

Parameter

Type	Schematic	Rated current(In) AC-7a	Rated current(In) AC-7b	Control voltage(AC) and Order Code	Contact Type	Width (mm)
GDH8-16M/20-2P		16A	6A	24V(272187),110V(272188),230V(272189)	2NO	18
GDH8-16M/11-2P				24V(272190),110V(272191),230V(272192)	1NO+1NC	
GDH8-16M/03-2P				24V(272193),110V(272194),230V(272195)	2NC	
GDH8-20M/20-2P		20A	7A	24V(272196),110V(272197),230V(272198)	2NO	
GDH8-20M/11-2P				24V(272199),110V(272200),230V(272201)	1NO+1NC	
GDH8-20M/03-2P				24V(272202),110V(272203),230V(272204)	2NC	
GDH8-25M/20-2P	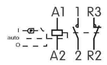	25A	9A	24V(272205),110V(272206),230V(272207)	2NO	
GDH8-25M/11-2P				24V(272208),110V(272209),230V(272210)	1NO+1NC	
GDH8-25M/03-2P				24V(272211),110V(272212),230V(272213)	2NC	
GDH8-32M/20-2P		32A	12A	24V(272214),110V(272215),230V(272216)	2NO	36
GDH8-32M/11-2P				24V(272217),110V(272218),230V(272219)	1NO+1NC	
GDH8-32M/03-2P				24V(272220),110V(272221),230V(272222)	2NC	
GDH8-40M/20-2P		40A	18A	24V(272223),110V(272224),230V(272225)	2NO	
GDH8-40M/11-2P				24V(272226),110V(272227),230V(272228)	1NO+1NC	
GDH8-40M/03-2P				24V(272229),110V(272230),230V(272231)	2NC	
GDH8-63M/20-2P		63A	25A	24V(272232),110V(272233),230V(272234)	2NO	
GDH8-63M/11-2P				24V(272235),110V(272236),230V(272237)	1NO+1NC	
GDH8-63M/03-2P				24V(272238),110V(272239),230V(272240)	2NC	
GDH8-16M/40-4P	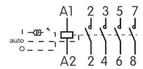	16A	6A	24V(272241),110V(272242),230V(272243)	4NO	36
GDH8-16M/31-4P				24V(272244),110V(272245),230V(272246)	3NO+1NC	
GDH8-16M/22-4P				24V(272247),110V(272248),230V(272249)	2NO+2NC	
GDH8-16M/04-4P				24V(272250),110V(272251),230V(272252)	4NC	
GDH8-20M/40-4P		20A	7A	24V(272253),110V(272254),230V(272255)	4NO	
GDH8-20M/31-4P				24V(272256),110V(272257),230V(272258)	3NO+1NC	
GDH8-20M/22-4P				24V(272259),110V(272260),230V(272261)	2NO+2NC	
GDH8-20M/04-4P				24V(272262),110V(272263),230V(272264)	4NC	
GDH8-25M/40-4P	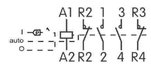	25A	9A	24V(272265),110V(272266),230V(272267)	4NO	
GDH8-25M/31-4P				24V(272268),110V(272269),230V(272270)	3NO+1NC	
GDH8-25M/22-4P				24V(272271),110V(272272),230V(272273)	2NO+2NC	
GDH8-25M/04-4P				24V(272274),110V(272275),230V(272276)	4NC	
GDH8-32M/40-4P	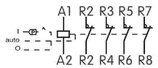	32A	12A	24V(272277),110V(272278),230V(272279)	4NO	54
GDH8-32M/31-4P				24V(272280),110V(272281),230V(272282)	3NO+1NC	
GDH8-32M/22-4P				24V(272283),110V(272284),230V(272285)	2NO+2NC	
GDH8-32M/04-4P				24V(272286),110V(272287),230V(272288)	4NC	
GDH8-40M/40-4P	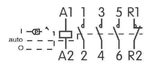	40A	18A	24V(272289),110V(272290),230V(272291)	4NO	
GDH8-40M/31-4P				24V(272292),110V(272293),230V(272294)	3NO+1NC	
GDH8-40M/22-4P				24V(272295),110V(272296),230V(272297)	2NO+2NC	
GDH8-40M/04-4P				24V(272298),110V(272299),230V(272300)	4NC	
GDH8-63M/40-4P		63A	25A	24V(272301),110V(272302),230V(272303)	4NO	
GDH8-63M/31-4P				24V(272304),110V(272305),230V(272306)	3NO+1NC	
GDH8-63M/22-4P				24V(272307),110V(272308),230V(272309)	2NO+2NC	
GDH8-63M/04-4P				24V(272310),110V(272311),230V(272312)	4NC	

AC Modular Manual operation Contactor/For AC Power system/GDH8M Series LUXSOLAR

GDH8M AC Modular Manual operation Contactor

● GDH8M series modular contactors are mainly suitable for lighting, heating, ventilation, roller shutters, public hot water, mechanical ventilation systems, etc., can be used for remote control in line with IEC international standards,

Size

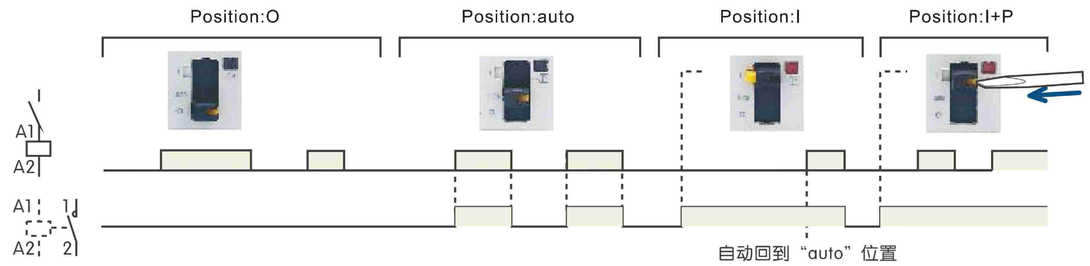

Size

Dimensions (mm)

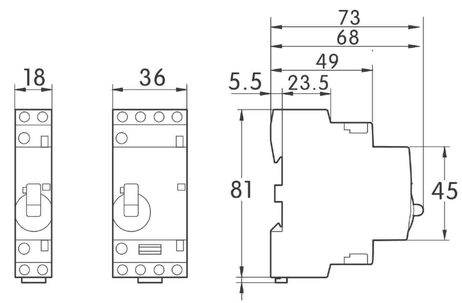

GDH9-16/20/25A

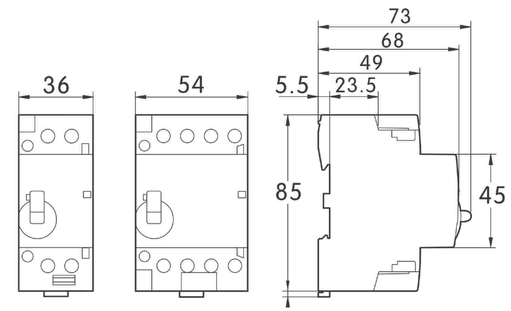

GDH9-32/40/63A

Power Consumption

Type	Rated current(In) AC-7a	Rated current(In) AC-7b	Control voltage (V ac) 50/60HZ	Power Consumption Maintain	Power Consumption Attraction	Max power
1P	25A	9A	230…240	2.7VA	9.2VA	1.2W
2P	16A	6A	230…240	2.7VA	9.2VA	1.2W
	20A	7A	230…240	2.7VA	9.2VA	1.2W
	25A	9A	24	3.8VA	15VA	1.3W
	40A	18A	220…240	2.7VA	9.2VA	1.6W
	63A	25A	220…240	2.7VA	9.2VA	1.6W
	100A	-	220…240	4.6VA	34VA	2.1W
3P	25A	9A	220…240	4.6VA	34VA	1.6W
	40A	18A	220…240	6.5VA	53VA	2.1W
	63A	25A	220…240	6.5VA	53VA	2.1W
4P	16A	6A	220…240	4.6VA	34VA	1.6W
	25A	9A	24	4.6VA	34VA	1.6W
	32A	12A	220…240	6.5VA	53VA	2.1W
	40A	18A	220…240	6.5VA	53VA	2.1W
	63A	25A	220…240	6.5VA	53VA	2.1W
	100A	-	220…240	13VA	106VA	4.2W

GDH8 AC Modular Contactor

● GDH8 series modular contactors are mainly suitable for lighting, heating, ventilation, roller shutters, public hot water, mechanical ventilation systems, etc., can be used for remote control in line with IEC international standards,

GDH8-25 GDH8-63 GDH8-100

Parameter

Type	Schematic	Rated current(In) AC-7a	Rated current(In) AC-7b	Control voltage(AC) and Order Code	Contact Type	Width (mm)
GDH8-16/01-1P		16A	6A	24V(272001),110V(272002),230V(272003)	1NC	18
GDH8-16/10-1P				24V(272004),110V(272005),230V(272006)	1NO	
GDH8-20/01-1P		20A	7A	24V(272007),110V(272008),230V(272009)	1NC	
GDH8-20/10-1P				24V(272010),110V(272011),230V(272012)	1NO	
GDH8-25/01-1P		25A	9A	24V(272013),110V(272014),230V(272015)	1NC	
GDH8-25/10-1P				24V(272016),110V(272017),230V(272018)	1NO	
GDH8-16/02-2P		16A	6A	24V(272019),110V(272020),230V(272021)	2NC	18
GDH8-16/20-2P				24V(272022),110V(272023),230V(272024)	2NO	
GDH8-16/11-2P				24V(272025),110V(272026),230V(272027)	1NO+1NC	
GDH8-20/02-2P		20A	7A	24V(272028),110V(272029),230V(272030)	2NC	
GDH8-20/20-2P				24V(272031),110V(272032),230V(272033)	2NO	
GDH8-20/11-2P				24V(272034),110V(272035),230V(272036)	1NO+1NC	
GDH8-25/02-2P		25A	9A	24V(272037),110V(272038),230V(272039)	2NC	
GDH8-25/20-2P				24V(272040),110V(272041),230V(272042)	2NO	
GDH8-25/11-2P				24V(272043),110V(272044),230V(272045)	1NO+1NC	
GDH8-32/02-2P		32A	12A	24V(272046),110V(272047),230V(272048)	2NC	36
GDH8-32/20-2P				24V(272049),110V(272050),230V(272051)	2NO	
GDH8-32/11-2P				24V(272052),110V(272053),230V(272054)	1NO+1NC	
GDH8-40/02-2P		40A	18A	24V(272055),110V(272056),230V(272057)	2NC	
GDH8-40/20-2P				24V(272058),110V(272059),230V(272060)	2NO	
GDH8-40/11-2P				24V(272061),110V(272062),230V(272063)	1NO+1NC	
GDH8-63/02-2P		63A	25A	24V(272064),110V(272065),230V(272066)	2NC	
GDH8-63/20-2P				24V(272067),110V(272068),230V(272069)	2NO	
GDH8-63/11-2P				24V(272070),110V(272071),230V(272072)	1NO+1NC	
GDH8-100/20-2P		100A	-	24V(272073),110V(272074),230V(272075)	2NO	54
GDH8-16/03-3P	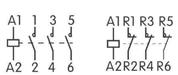	16A	6A	24V(272076),110V(272077),230V(272078)	3NC	36
GDH8-16/30-3P				24V(272079),110V(272080),230V(272081)	3NO	
GDH8-20/03-3P		20A	7A	24V(272082),110V(272083),230V(272084)	3NC	
GDH8-20/30-3P				24V(272085),110V(272086),230V(272087)	3NO	
GDH8-25/03-3P		25A	9A	24V(272088),110V(272089),230V(272090)	3NC	
GDH8-25/30-3P				24V(272091),110V(272092),230V(272093)	3NO	
GDH8-32/03-3P		32A	12A	24V(272094),110V(272095),230V(272096)	3NC	54
GDH8-32/30-3P				24V(272097),110V(272098),230V(272099)	3NO	
GDH8-40/03-3P		40A	18A	24V(272100),110V(272101),230V(272102)	3NC	
GDH8-40/30-3P				24V(272103),110V(272104),230V(272105)	3NO	
GDH8-63/03-3P		63A	25A	24V(272106),110V(272107),230V(272108)	3NC	
GDH8-63/30-3P				24V(272109),110V(272110),230V(272111)	3NO	
GDH8-16/04-4P	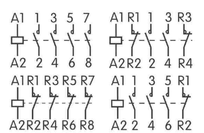	16A	6A	24V(272112),110V(272113),230V(272114)	4NC	36
GDH8-16/40-4P				24V(272115),110V(272116),230V(272117)	4NO	
GDH8-16/22-4P				24V(272118),110V(272119),230V(272120)	2NO+2NC	
GDH8-16/31-4P				24V(272121),110V(272122),230V(272123)	3NO+1NC	
GDH8-20/04-4P		20A	7A	24V(272124),110V(272125),230V(272126)	4NC	
GDH8-20/40-4P				24V(272127),110V(272128),230V(272129)	4NO	
GDH8-20/22-4P				24V(272130),110V(272131),230V(272132)	2NO+2NC	
GDH8-20/31-4P				24V(272133),110V(272134),230V(272135)	3NO+1NC	
GDH8-25/04-4P		25A	9A	24V(272136),110V(272137),230V(272138)	4NC	
GDH8-25/40-4P				24V(272139),110V(272140),230V(272141)	4NO	
GDH8-25/22-4P				24V(272142),110V(272143),230V(272144)	2NO+2NC	
GDH8-25/31-4P				24V(272145),110V(272146),230V(272147)	3NO+1NC	

AC Modular Contactor/For AC Power system/GDH8/9 Series

GDH8 AC Modular Contactor

● GDH8 series modular contactors are mainly suitable for lighting, heating, ventilation, roller shutters, public hot water, mechanical ventilation systems, etc., can be used for remote control in line with IEC international standards,

SCAN FOR CATALOG 08

GDH8-32/04-4P	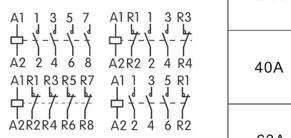	32A	12A	24V(272148),110V(272149),230V(272150)	4NC	36
GDH8-32/40-4P				24V(272151),110V(272152),230V(272153)	4NO	
GDH8-32/22-4P				24V(272154),110V(272155),230V(272156)	2NO+2NC	
GDH8-32/31-4P				24V(272157),110V(272158),230V(272159)	3NO+1NC	
GDH8-40/04-4P		40A	18A	24V(272160),110V(272161),230V(272162)	4NC	
GDH8-40/40-4P				24V(272163),110V(272164),230V(272165)	4NO	
GDH8-40/22-4P				24V(272166),110V(272167),230V(272168)	2NO+2NC	
GDH8-40/31-4P				24V(272169),110V(272170),230V(272171)	3NO+1NC	
GDH8-63/04-4P		63A	25A	24V(272172),110V(272173),230V(272174)	4NC	
GDH8-63/40-4P				24V(272175),110V(272176),230V(272177)	4NO	
GDH8-63/22-4P				24V(272178),110V(272179),230V(272180)	2NO+2NC	
GDH8-63/31-4P				24V(272181),110V(272182),230V(272183)	3NO+1NC	
GDH8-100/40-4P		100A	-	24V(272184),110V(272185),230V(272186)	4NO	108

Size

Dimensions (mm)

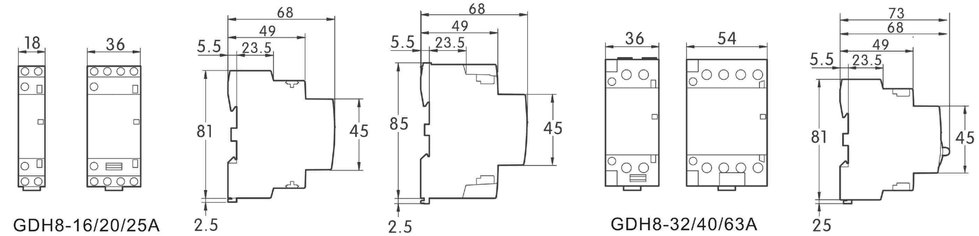

GDH8-16/20/25A GDH8-32/40/63A

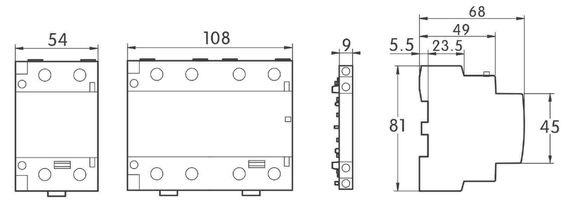

GDH8-100A BACTs

Power Consumption

Type	Rated current(In) AC-7a	Rated current(In) AC-7b	Control voltage (V ac) 50/60HZ	Power Consumption Maintain	Power Consumption Attraction	Max power
1P	25A	9A	230...240	2.7VA	9.2VA	1.2W
2P	16A	6A	230...240	2.7VA	9.2VA	1.2W
	20A	7A	230...240	2.7VA	9.2VA	1.2W
	25A	9A	24	3.8VA	15VA	1.3W
	40A	18A	220...240	2.7VA	9.2VA	1.6W
	63A	25A	220...240	2.7VA	9.2VA	1.6W
	100A	-	220...240	4.6VA	34VA	2.1W
3P	25A	9A	220...240	4.6VA	34VA	1.6W
	40A	18A	220...240	6.5VA	53VA	2.1W
	63A	25A	220...240	6.5VA	53VA	2.1W
4P	16A	6A	220...240	4.6VA	34VA	1.6W
	25A	9A	24	4.6VA	34VA	1.6W
	32A	12A	220...240	6.5VA	53VA	2.1W
	40A	18A	220...240	6.5VA	53VA	2.1W
	63A	25A	220...240	6.5VA	53VA	2.1W
	100A	-	220...240	13VA	106VA	4.2W

GDPVXX/NL1/T DC Isolator Switch

- GDNL1 Series DC Isolator Switch is applied to 1~20 KW residential or commercial photovoltaic system,placed between photovoltage modules and inverters.Arcing time is less than 8ms, Maxvoltage is up to 1200V DC.

- IP20 Protection Level
- Din rail mounted
- The handle can be locked in the "OFF" position
- 2 Pole,4 Poles are viable (Singlel Double String)
- Standard: IEC60947-3,AS60947.3
- DC-PV2,DC-PV1,DC-21B
- 16A,25A,32A,1200V DC

The main technical parameters

Electrical Characteristics		
Type		GDPV16-NL1/T,GDPV25-NL1/T,GDPV32-NL1/T
Function		Isolator, Control
Standard		IEC60947-3,AS60947.3
Utilization category		DC-PV2/DC-PV1/DC-21B
Pole		4P
Rated frequency		DC
Rated operational voltage(Ue)		300V,600V,800V,1000V,1200V
Rated operational voltage(Ie)		See the next page
Rated insulation voltage (Ui)		1200V
Conventional free air themal current(Ith)		//
Conventional enclosed thermal current(Ithe)		Same as *Ie*
Rated short-time withstand current(Icw)		1kA, 1s
Rated impulsed withstand voltage(Uimp)		8.0kV
Overvoltage category		II
Suitability for isolation		Yes
Polarity		No polarity,"+"and"-"polarities could be interchanged.
Service life/cycle operation		
Mechanical		18000
Electrical		2000
Installation Environment		
Ingress protection	Switch Body	IP20
Storge temperature		-40℃~+85℃
Mounting Type		Vertically or horizontally
Pollution degree		3

DC Isolator Switch/For Photovoltaic system/GDNL1/T Series

GDPVXX/NL1/T DC Isolator Switch

- GDNL1 Series DC Isolator Switch is applied to 1~20 KW residential or commercial photovoltaic system,placed between photovoltage modules and inverters.Arcing time is less than 8ms, Maxvoltage is up to 1200V DC.

SCAN FOR CATAOG 09

Rated Volatage/Rated Current

Wiring	Type	300V Order Code	600V Order Code	800V Order Code	1000V Order Code	1200V Order Code
2P/4P	GDPV16-NL1/T Series	16A	16A	12A	8A	6A
	GDPV25-NL1/T Series	25A	25A	15A	9A	7A
	GDPV32-NL1/T Series	32A	27A	17A	10A	8A
4T/4B/4S	GDPV16-NL1/T Series	16A	16A	16A	16A	16A
	GDPV25-NL1/T Series	25A	25A	25A	25A	25A
	GDPV32-NL1/T Series	32A	32A	32A	32A	32A
2H	GDPV16-NL1/T Series	35A	35A	/	/	/
	GDPV25-NL1/T Series	40A	40A	/	/	/
	GDPV32-NL1/T Series	45A	40A	/	/	/

Order Code

Type	GDPV16-NL1/T Series	GDPV25-NL1/T Series	GDPV32-NL1/T Series
Order Code	270010	270011	270012

Switching Configurations

Type	2-Pole	4-Pole	2-Pole 4 Poles in series Input and Output bottom	2-Pole 4 Poles in series Input and Output on top	2-Pole 4 Poles in series Input and Output bottom	2-Pole 4 Paralleled Poles
/	2P	4P	4T	4B	4S	2H
Contacts Wiring graph	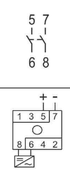	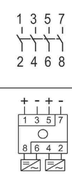	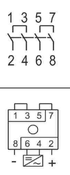	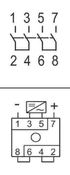	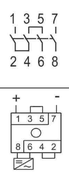	
Switching example						

Size

Dimensions (mm)

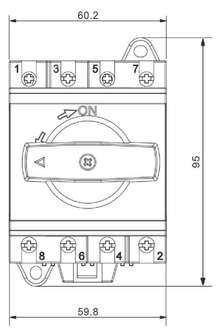

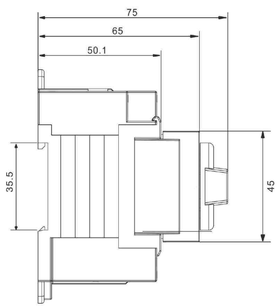

GDT Waterproof Distribution Board

- It is applicable for special waterproof,dustproof and corrosion-proof locations.
- Executive standard:IEC60529、EN 60309、IP65.

Product Size

GDT-5W

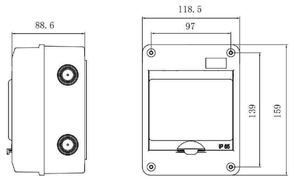

GDT-8W

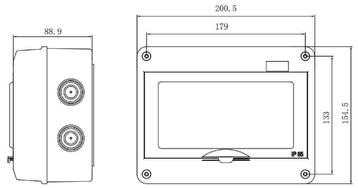

GDT-12W

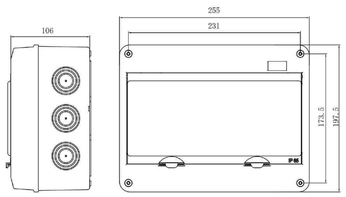

GDT-15W

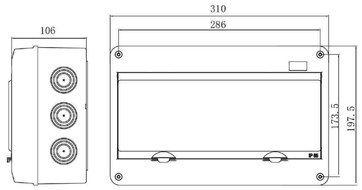

GDT-18W

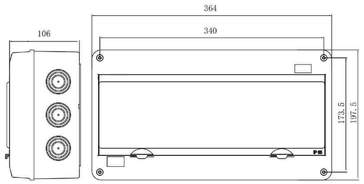

GDT-24W

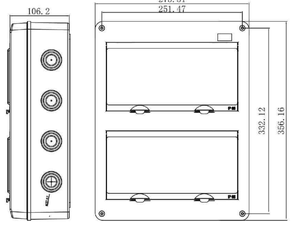

Type	L	W	H
GDT-5Ways	118.5mm	159mm	88.6mm
GDT-8Ways	200.5mm	154.5mm	88.9mm
GDT-12Ways	255mm	197.5mm	106mm
GDT-15Ways	310mm	197.5mm	106mm
GDT-18Ways	364mm	197.5mm	106mm
GDT-24Ways	275.51mm	356.16mm	106.2mm

Order Code

Type	GDT-5W	GDT-8W	GDT-12W	GDT-15W
Order Code	276001	276002	276003	276004
Type	GDT-18W	GDT-24W	/	/
Order Code	276005	276006	/	/

GDA Waterproof Flame retardant Distribution Board

- It is applicable for special waterproof,dustproof and corrosion-proof locations.
- Executive standard:IEC60529、EN 60309、IP65.
- Waterproof, Flame retardant.

SCAN FOR CATAOG 10

Product Size

GDA-4W

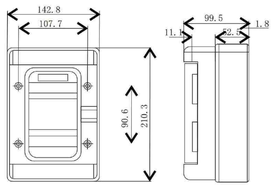

GDA-8W

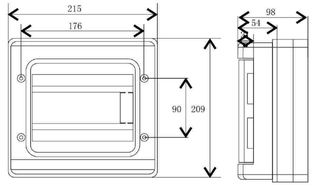

GDA-12W

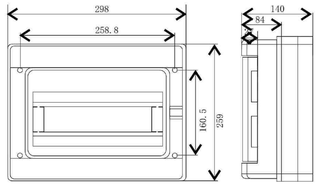

GDA-26W

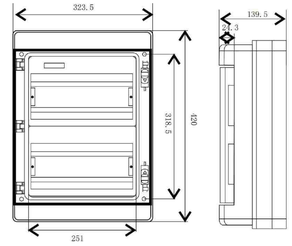

GDA-18W

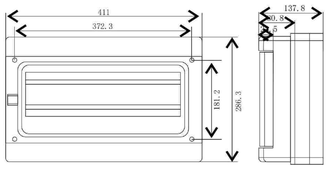

Type	L	W	H
GDA-4Ways	142.8mm	210.3mm	99.5mm
GDA-8Ways	215mm	209mm	88mm
GDA-12Ways	298mm	259mm	140mm
GDA-18Ways	411mm	286.3mm	137.8mm
GDA-26Ways	323.5mm	420mm	139.5mm

Order Code

Type	GDA-4W	GDA-8W	GDA-12W	GDA-18W
Order Code	276007	276008	276009	276010
Type	GDA-26W	/	/	/
Order Code	276011	/	/	/