LUXSOLAR

AC/DC Circuit breaker

Solutions Catalogue

SCAN FOR CATALOG 03

For the content contained in this manual, Gandian Lightning Protection has the final right to interpret. For more detailed information, please inquire; our company's technical engineers will serve you wholeheartedly. Because of the continuous innovation of product technology, please refer to the actual product or the manual; Subject to change without notice.

Use environmentally friendly materials

+36 30 122 4862 INFO@LUXSOLAR.HU WWW.LUXSOLAR.HU LUXSOLAR MAGYARORSZÁG KFT.

ISO CQC CE CB RoHS TÜV Rheinland GA&DA

www.luxsolar.hu

GA&DA

Gandianfanglei

Better life, better electricity

不辜负每一份电力，让电尽其所能

VIZIOTÓL A KIVITELEZÉSIG | FROM VISION TO EXECUTION

GANDIAN LANGYONG

有品质才有市场，有改进才有进步，有创新才有发展

坚守专业与责任，做行业的领跑者

Stick to professionalism and responsibility
and be the leader of the industry

ISO | CQC | CE | CB | RoHS | TÜV Rheinland

LUXSOLAR

Gandian Lightning Protection Electric Co., Ltd. is a modern high-tech enterprise dedicated to the design, research and development, production, sales and service of lightning safety protection e-quipment. The company is located in the economic and technolo-gical development zone of Jiujiang City, the only international tr-ade port city in Jiangxi Province.The total plant construction area is 39,960 square meters, the factory covers an area of 29970.16 square meters, and there are more than 200 employees.

Through continuous reform and innovation, the company develops its own brand, showing a new look of internationalization, modernization and informationization. Break through high-end industries with focus, upgrade trad-itional industries with automation, actively build automated electrical equipment bases, gather a team of highly skilled experts, strengthen the simult-aneous development of advanced equipment industry and modern service industry, have a variety of fully functional product performance testing lab-oratories, 8/20us 150kA compatible with 10/350us 25kA simulated lightning laboratory, 10/350us 120kA simulated lightning laboratory, 1.2/50us com-bined wave generator, 1.2/50us voltage generator, gap, discharge tube detector, thermal stability test System, lightning online monitoring system, in-telligent lightning protection detection system, SPD backup protector power frequency current test, lightning non-trip current test system and a serie-s of advanced detection equipment, to ensure the stability and innovation of our products!

Independently develop a number of advanced production and processing automatic assembly lines, which integrate automatic glue filling, Independently develop a number of advanced production and processing automatic assembly lines, which integrate automatic glue filling, automatic s-oldering, automatic laminating, pad printing, laser marking, automatic detection and uploading of data, automatic sealing and packaging and other auto matic equipment to ensure each product Consistency, fully guarantee efficient production and high-quality management, with unified planning of logist-ics, production, life and other service facilities, and strive to build a first-class intelligent production industrial base with international competitiveness.

The company took the lead in passing ISO9001 quality system certification, ISO14001 environmental management system certification, OHSAS18001 occupational health and safety management system, CQC certification, European Community CE certification, TUV Rheinland certificat-ion, CB certification, Rohs certification, and established a system from software and hardware. A strict quality management system can meet the variou-s needs of new and old customers with the fastest speed, the best products, and the best services; sales points are set up throughout the country, and the sales scope radiates to all provinces in China, Southeast Asia, South America, and Europe , Africa and many other places, the service scope is all o-ver the country, and the high-quality products and good service have won the favor of the majority of customers.

The main products are power surge protector series, smart lightning protection series, smart surge protector series, smart lightning pro-The main products are power surge protector series, smart lightning protection series, smart surge protector series, smart lightning protection box serie-s, signal lightning protection series, fuses, circuit breakers, photovoltaic connectors, transfer switches, photovoltaic cables Wait. The products are ma-inly used in the construction of urban and rural power grids, urban infrastructure construction, factory construction stages, major domestic and foreign oil fields, petrochemical companies, shipbuilding industry, offshore oil drilling platforms, military power construction, photovoltaic power generation, w-ind power generation, coal, petroleum , Chemical, industrial and mining, hospitals, airports and other fields.

The company adheres to the corporate culture of "integrity first, happiness in the world, sharing and win-win", adheres to the spirit of "p-ragmatism, hard work, and dedication", and has the dream of "revitalizing national industry and assuming social morality". With the principle of trust, p-ersist in realizing the new situation of "sustainable development, cooperative innovation", with the attitude of "professional, dedicated, rigorous, and e-ager to learn", always practice the glorious mission of "based on Rael Dunwei and build a world brand together" .

LUXSOLAR
WWW.LUXSOLAR.HU
GA&DA

Staff living area

The staff living area has 4360 square meters, 42 single rooms, 28 suites, supporting internal canteen, fitness area, outdoor activity area

Stamping and injection molding area

The stamping and injection molding area has 6800 square meters, 30 injection molding machines, 7 45T stamping machines, 5 35T stamping —achines, 8 25 stamping machines, and the remaining 18 stamping machines of each tonnage

Comprehensive production area

The comprehensive production area has 8,100 square meters, dozens of production lines for various products , a simulation laboratory for lightning strikes, and various lightning protection products test instruments, etc.

实验设备 Laboratory And Testing

Lab 1

Lab 2

Lab 3

R&D Center No. 1

R&D Center No. 2

Glow Wire Tester

SPD thermal stability test system

Programmable salt spray test machine

Simulated lightning test platform

Coupling and decoupling online cabinet

1.2/50μs combined wave generator

Programmable constant temperature and humidity test chamber

1.2/50μs voltage wave generator

GA&DA
LUXSOLAR
WWW.LUXSOLAR.HU

证书 Certificate And International Patents

ISO14001

ISO9001

OHSAS18001



CB

CQC

RoHS

TUV-CE

TUV

CE

GDC1-63 4.5kA AC MCB

● GDC1-63 miniature circuit breaker is mainly used for protection against overload and short circuit under the AC 50Hz/60Hz, reted voltage 230V/400V and rated current from 1A to 63A. It also can be used for non-frequent on-and-off switch operation under normal circumstance.

- In complicance with IEC/EN62898-1.
- With indicator function in the contact position.
- Maximum connecting ability of 25mm²,

Circuit Diagram

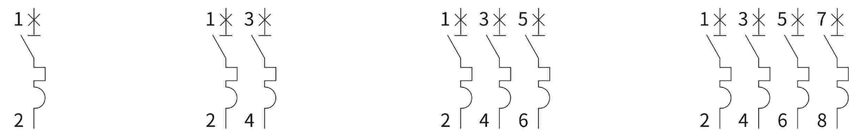

The main technical parameters

Electrical Features	
Type	GDC1-63
Rated current	1A,2A,3A,4A,5A,6A,8A,10A,16A,20A,25A,32A,40A,50A,63A
Pole	1P,2P,3P,4P
Rated voltage Ue	240/415V~
Insulation voltage Ui	500V
Rated frequency	50/60HZ
Rated breaking capacity	4500A
Rated impulse withstand voltage(1.2/50)Uimp	4kV
Dielectric test voltage at and ind.freq.for.1min	2kV
Thermo-magnetic release characteristic	B,C,D
Electrical ilfe	4000
Mechanical life	10000
Installation	
Contact position indicator	YES
Protection Class	IP20
Reference temperature for setting of thermal element	30℃
Ambient temperature	-5~+40℃
Storage temperature	-25~+70℃
Terminal connection type	Cable/U-type busbar/Pin-type busbar
Terminal size top/bottom for cable	25mm² 18-3
Tightening torque	3.0N • m 22
Mounting	On DIN rail FN60715(35mm)
Connection	Top and bottom
Combination with accessories	
Auxillary contact	YES
Alarm contact	YES
Shunt release	YES
Under voltage release	YES

Miniature Circuit Breaker/For Power Supply System

GDC1-63 4.5kA AC MCB

● GDC1-63 miniature circuit breaker is mainly used for protection against overload and short circuit under the AC 50Hz/60Hz, reted voltage 230V/400V and rated current from 1A to 63A. It also can be used for non-frequent on-and-off switch operation under normal circumstance.

Characteristics Curve

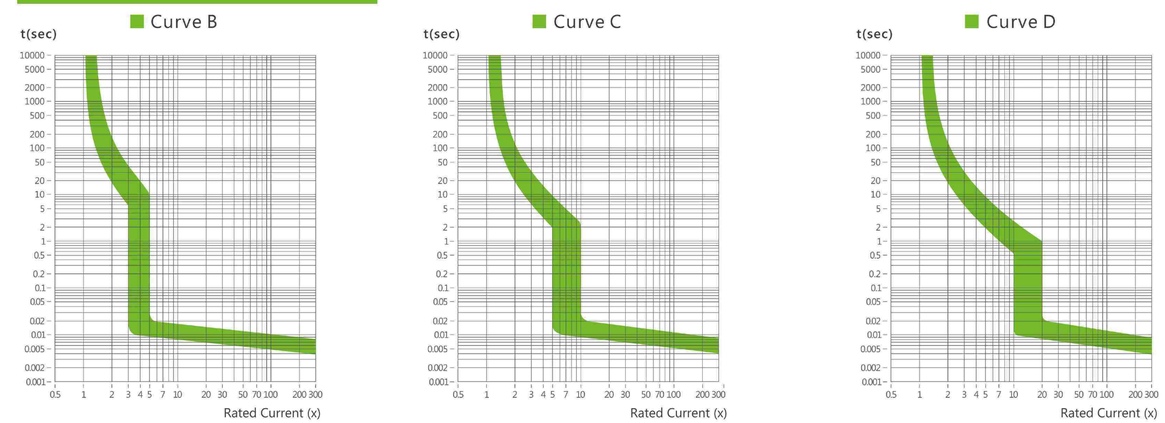

Characteristics Curve

	Thermal Tripping			Magnetic Tripping		
As per IEC60898	No tripping current	Tripping current I_2	Time Limits t	Hold current I_4	Trip current I_5	Time Limits t
B Curve	$1.13\times I_N$	$1.45\times I_N$	⩾1h <1h	$3\times I_N$	$5\times I_N$	⩾0.1s <0.1s
C Curve	$1.13\times I_N$	$1.45\times I_N$	⩾1h <1h	$5\times I_N$	$10\times I_N$	⩾0.1s <0.1s
D Curve	$1.13\times I_N$	$1.45\times I_N$	⩾1h <1h	$10\times I_N$	$20\times I_N$	⩾0.1s <0.1s

Size

Dimensions (mm)

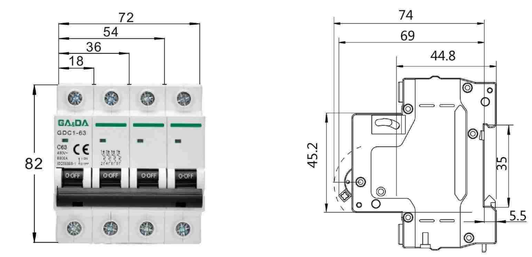

Order Code

Type(B curve)	Order Code(B curve)														
	1A	2A	3A	4A	5A	6A	8A	10A	16A	20A	25A	32A	40A	50A	63A
GDC1-63/BxxA-1P	260001	260013	260025	260037	260049	260061	260073	260085	260097	260109	260121	260133	260145	260157	260169
GDC1-63/BxxA-2P	260002	260014	260026	260038	260050	260062	260074	260086	260098	260110	260122	260134	260146	260158	260170
GDC1-63/BxxA-3P	260003	260015	260027	260039	260051	260063	260075	260087	260099	260111	260123	260135	260147	260159	260171
GDC1-63/BxxA-4P	260004	260016	260028	260040	260052	260064	260076	260088	260100	260112	260124	260136	260148	260160	260172
Type(C curve)	Order Code(C curve)														
	1A	2A	3A	4A	5A	6A	8A	10A	16A	20A	25A	32A	40A	50A	63A
GDC1-63/CxxA-1P	260005	260017	260029	260041	260053	260065	260077	260089	260101	260113	260125	260137	260149	260161	260173
GDC1-63/CxxA-2P	260006	260018	260030	260042	260054	260066	260078	260090	260102	260114	260126	260138	260150	260162	260174
GDC1-63/CxxA-3P	260007	260019	260031	260043	260055	260067	260079	260091	260103	260115	260127	260139	260151	260163	260175
GDC1-63/CxxA-4P	260008	260020	260032	260044	260056	260068	260080	260092	260104	260116	260128	260140	260152	260164	260176
Type(D curve)	Order Code(D curve)														
	1A	2A	3A	4A	5A	6A	8A	10A	16A	20A	25A	32A	40A	50A	63A
GDC1-63/DxxA-1P	260009	260021	260033	260045	260057	260069	260081	260093	260105	260117	260129	260141	260153	260165	260177
GDC1-63/DxxA-2P	260010	260022	260034	260046	260058	260070	260082	260094	260106	260118	260130	260142	260154	260166	260178
GDC1-63/DxxA-3P	260011	260023	260035	260047	260059	260071	260083	260095	260107	260119	260131	260143	260155	260167	260179
GDC1-63/DxxA-4P	260012	260024	260036	260048	260060	260072	260084	260096	260108	260120	260132	260144	260156	260168	260180

GDC2-63 6.0kA AC MCB

- GDC2-63 miniature circuit breaker is mainly used for protection against overload and short circuit under the AC 50Hz/60Hz, reted voltage 230V/400V and rated current from 1A to 63A. It also can be used for non-frequent on-and-off switch operation under normal circumstance.

- In complicance with IEC/EN62898-1.
- With indicator function in the contact position.
- Maximum connecting ability of 25mm²,

Circuit Diagram

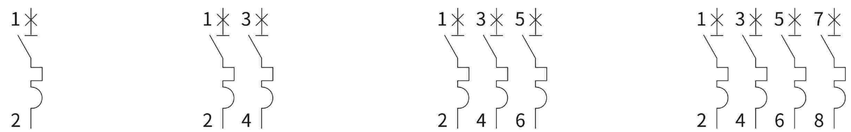

The main technical parameters

Electrical Features	
Type	GDC2-63
Rated current	1A,2A,3A,4A,5A,6A,8A,10A,16A,20A,25A,32A,40A,50A,63A
Pole	1P,2P,3P,4P
Rated voltage Ue	240/415V~
Insulation voltage Ui	500V
Rated frequency	50/60HZ
Rated breaking capacity	6000A
Rated impulse withstand voltage(1.2/50)Uimp	4kV
Dielectric test voltage at and ind.freq.for.1min	2kV
Thermo-magnetic release characteristic	B,C,D
Electrical ilfe	4000
Mechanical life	10000
Installation	
Contact position indicator	YES
Protection Class	IP20
Reference temperature for setting of thermal element	30℃
Ambient temperature	-5~+40℃
Storage temperature	-25~+70℃
Terminal connection type	Cable/U-type busbar/Pin-type busbar
Terminal size top/bottom for cable	25mm² 18-3
Tightening torque	3.0N • m 22
Mounting	On DIN rail FN60715(35mm)
Connection	Top and bottom
Combination with accessories	
Auxillary contact	YES
Alarm contact	YES
Shunt release	YES
Under voltage release	YES

Miniature Circuit Breaker/For Power Supply System
LUXSOLAR

GDC2-63 6.0kA AC MCB

- GDL7-63 miniature circuit breaker is mainly used for protection against overload and short circuit under the AC 50Hz/60Hz, reted voltage 230V/400V and rated current from 1A to 63A. It also can be used for non-frequent on-and-off switch operation under normal circumstance.

Characteristics Curve

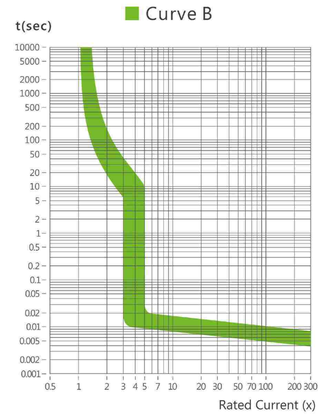

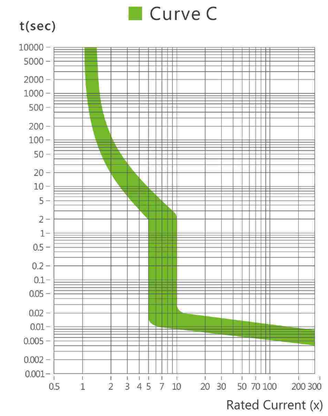

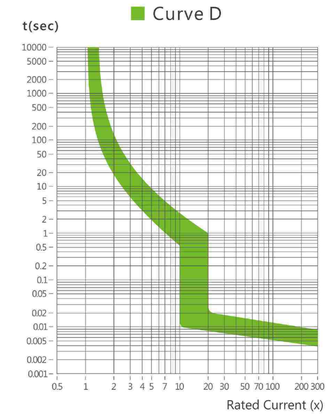

Characteristics Curve

	Thermal Tripping			Magnetic Tripping		
As per IEC60898	No tripping current	Tripping current I_2	Time Limits t	Hold current I_4	Trip current I_5	Time Limits t
B Curve	$1.13\times I_N$	$1.45\times I_N$	⩾1h <1h	$3\times I_N$	$5\times I_N$	⩾0.1s <0.1s
C Curve	$1.13\times I_N$	$1.45\times I_N$	⩾1h <1h	$5\times I_N$	$10\times I_N$	⩾0.1s <0.1s
D Curve	$1.13\times I_N$	$1.45\times I_N$	⩾1h <1h	$10\times I_N$	$20\times I_N$	⩾0.1s <0.1s

Size

Dimensions (mm)

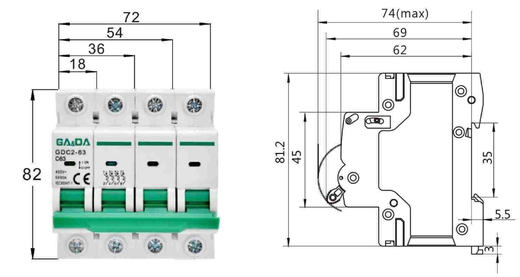

Order Code

Type(B curve)	Order Code(B curve)														
	1A	2A	3A	4A	5A	6A	8A	10A	16A	20A	25A	32A	40A	50A	63A
GDC2-63/BxxA-1P	260181	260193	260205	260217	260229	260241	260253	260265	260277	260289	260301	260313	260325	260337	260349
GDC2-63/BxxA-2P	260182	260194	260206	260218	260230	260242	260254	260266	260278	260290	260302	260314	260326	260338	260350
GDC2-63/BxxA-3P	260183	260195	260207	260219	260231	260243	260255	260267	260279	260291	260303	260315	260327	260339	260351
GDC2-63/BxxA-4P	260184	260196	260208	260220	260232	261000	260256	260268	260280	260292	260304	260316	260328	260340	260352
Type(C curve)	Order Code(C curve)														
	1A	2A	3A	4A	5A	6A	8A	10A	16A	20A	25A	32A	40A	50A	63A
GDC2-63/CxxA-1P	260185	260197	260209	260221	260233	260245	260257	260269	260281	260293	260305	260317	260329	260341	260353
GDC2-63/CxxA-2P	260186	260198	260210	260222	260234	260246	260258	260270	260282	260294	260306	260318	260330	260342	260354
GDC2-63/CxxA-3P	260187	260199	260211	260223	260235	260247	260259	260271	260283	260295	260307	260319	260331	260343	260355
GDC2-63/CxxA-4P	260188	260200	260212	260224	260236	260248	260260	260272	260284	260296	260308	260320	260332	260344	260356
Type(D curve)	Order Code(D curve)														
	1A	2A	3A	4A	5A	6A	8A	10A	16A	20A	25A	32A	40A	50A	63A
GDC2-63/DxxA-1P	260189	260201	260213	260225	260237	260249	260261	260273	260285	260297	260309	260321	260333	260345	260357
GDC2-63/DxxA-2P	260190	260202	260214	260226	260238	260250	260262	260274	260286	260298	260310	260322	260334	260346	260358
GDC2-63/DxxA-3P	260191	260203	260215	260227	260239	260251	260263	260275	260287	260299	260311	260323	260335	260347	260359
GDC2-63/DxxA-4P	260192	260204	260216	260228	260240	260252	260264	260276	260288	260300	260312	260324	260336	260348	260360

GDC3-63 6.0kA AC MCB

● GDC3-63 miniature circuit breaker is mainly used for protection against overload and short circuit under the AC 50Hz/60Hz, reted voltage 230V/400V and rated current from 1A to 63A. It also can be used for non-frequent on-and-off switch operation under normal circumstance.

- In complicance with IEC/EN62898-1.
- With indicator function in the contact position.
- Maximum connecting ability of 25mm²,

Circuit Diagram

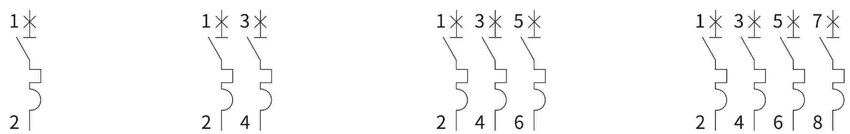

The main technical parameters

Electrical Features	
Type	GDC3-63
Rated current	1A,2A,3A,4A,5A,6A,8A,10A,16A,20A,25A,32A,40A,50A,63A
Pole	1P,2P,3P,4P
Rated voltage Ue	240/415V~
Insulation voltage Ui	500V
Rated frequency	50/60HZ
Rated breaking capacity	6000A
Rated impulse withstand voltage(1.2/50)Uimp	4kV
Dielectric test voltage at and ind.freq.for.1min	2kV
Thermo-magnetic release characteristic	B,C,D
Electrical ilfe	4000
Mechanical life	10000
Installation	
Contact position indicator	YES
Protection Class	IP20
Reference temperature for setting of thermal element	30℃
Ambient temperature	-5~+40℃
Storage temperature	-25~+70℃
Terminal connection type	Cable/U-type busbar/Pin-type busbar
Terminal size top/bottom for cable	25mm² 18-3
Tightening torque	3.0N • m 22
Mounting	On DIN rail FN60715(35mm)
Connection	Top and bottom
Combination with accessories	
Auxillary contact	YES
Alarm contact	YES
Shunt release	YES
Under voltage release	YES

Miniature Circuit Breaker/For Power Supply System

GDC3-63 6.0kA AC MCB

● GDC3-63 miniature circuit breaker is mainly used for protection against overload and short circuit under the AC 50Hz/60Hz, reted voltage 230V/400V and rated current from 1A to 63A. It also can be used for non-frequent on-and-off switch operation under normal circumstance.

Characteristics Curve

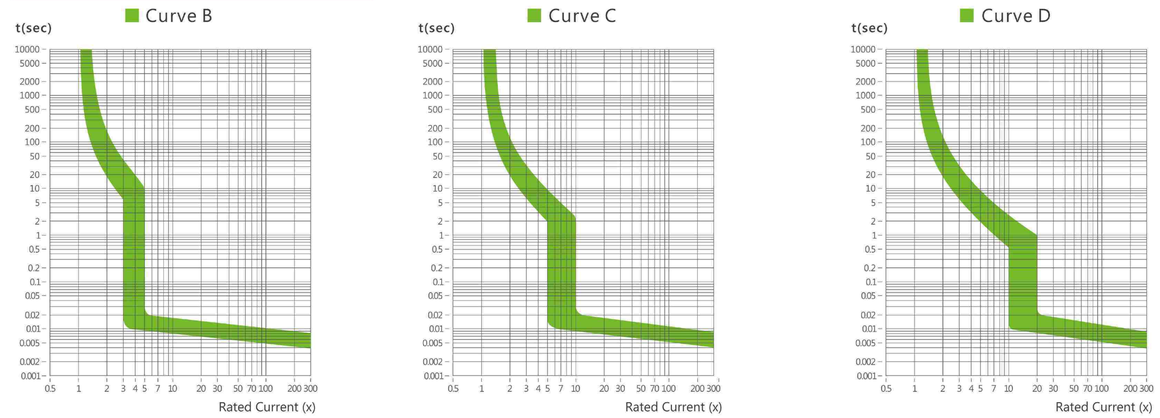

Characteristics Curve

	Thermal Tripping			Magnetic Tripping		
As per IEC60898	No tripping current	Tripping current I_2	Time Limits t	Hold current I_4	Trip current I_5	Time Limits t
B Curve	$1.13\times I_N$	$1.45\times I_N$	⩾1h <1h	$3\times I_N$	$5\times I_N$	⩾0.1s <0.1s
C Curve	$1.13\times I_N$	$1.45\times I_N$	⩾1h <1h	$5\times I_N$	$10\times I_N$	⩾0.1s <0.1s
D Curve	$1.13\times I_N$	$1.45\times I_N$	⩾1h <1h	$10\times I_N$	$20\times I_N$	⩾0.1s <0.1s

Size

Dimensions (mm)

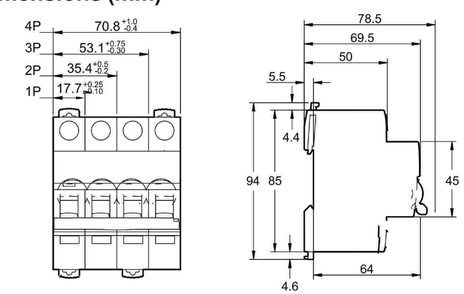

Order Code

Type(B curve)	Order Code(B curve)														
	1A	2A	3A	4A	5A	6A	8A	10A	16A	20A	25A	32A	40A	50A	63A
GDC3-63/BxxA-1P	261000	260373	260385	260397	260409	260421	260433	260445	260457	260469	260481	260493	260505	260517	260529
GDC3-63/BxxA-2P	260362	260374	260386	260398	260410	260422	260434	260446	260458	260470	260482	260494	260506	260518	260530
GDC3-63/BxxA-3P	260363	260375	260387	260399	260411	260423	260435	260447	260459	260471	260483	260495	260507	260519	260531
GDC3-63/BxxA-4P	260364	260376	260388	260400	260412	260424	260436	260448	260460	260472	260484	260496	260508	260520	260532
Type(C curve)	Order Code(C curve)														
	1A	2A	3A	4A	5A	6A	8A	10A	16A	20A	25A	32A	40A	50A	63A
GDC3-63/CxxA-1P	260365	260377	260389	260401	260413	260425	260437	260449	260461	260473	260485	260497	260509	260521	260533
GDC3-63/CxxA-2P	260366	260378	260390	260402	260414	260426	260438	260450	260462	260474	260486	260498	260510	260522	260534
GDC3-63/CxxA-3P	260367	260379	260391	260403	260415	260427	260439	260451	260463	260475	260487	260499	260511	260523	260535
GDC3-63/CxxA-4P	260368	260380	260392	260404	260416	260428	260440	260452	260464	260476	260488	260500	260512	260524	260536
Type(D curve)	Order Code(D curve)														
	1A	2A	3A	4A	5A	6A	8A	10A	16A	20A	25A	32A	40A	50A	63A
GDC3-63/DxxA-1P	260369	260381	260393	260405	260417	260429	260441	260453	260465	260477	260489	260501	260513	260525	260537
GDC3-63/DxxA-2P	260370	260382	260394	260406	260418	260430	260442	260454	260466	260478	260490	260502	260514	260526	260538
GDC3-63/DxxA-3P	260371	260383	260395	260407	260419	260431	260443	260455	260467	260479	260491	260503	260515	260527	260539
GDC3-63/DxxA-4P	260372	260384	260396	260408	260420	260432	260444	260456	260468	260480	260492	260504	260516	260528	260540

GDC4-63 6.0kA AC MCB

- GDC4-63 miniature circuit breaker is mainly used for protection against overload and short circuit under the AC 50Hz/60Hz, reted voltage 230V/400V and rated current from 1A to 63A. It also can be used for non-frequent on-and-off switch operation under normal circumstance.

- In complicance with IEC/EN62898-1.
- With indicator function in the contact position.
- Maximum connecting ability of 25mm²,

Circuit Diagram

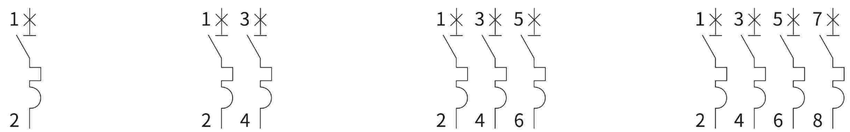

The main technical parameters

Electrical Features	
Type	GDC4-63
Rated current	1A,2A,3A,4A,5A,6A,8A,10A,16A,20A,25A,32A,40A,50A,63A
Pole	1P,2P,3P,4P
Rated voltage Ue	240/415V~
Insulation voltage Ui	500V
Rated frequency	50/60HZ
Rated breaking capacity	6000A
Rated impulse withstand voltage(1.2/50)Uimp	4kV
Dielectric test voltage at and ind.freq.for.1min	2kV
Thermo-magnetic release characteristic	B,C,D
Electrical ilfe	4000
Mechanical life	10000
Installation	
Contact position indicator	YES
Protection Class	IP20
Reference temperature for setting of thermal element	30℃
Ambient temperature	-5~+40℃
Storage temperature	-25~+70℃
Terminal connection type	Cable/U-type busbar/Pin-type busbar
Terminal size top/bottom for cable	25mm² 18-3
Tightening torque	3.0N • m 22
Mounting	On DIN rail FN60715(35mm)
Connection	Top and bottom
Combination with accessories	
Auxillary contact	YES
Alarm contact	YES
Shunt release	YES
Under voltage release	YES

Miniature Circuit Breaker/For Power Supply System

GDC4-63 6.0kA AC MCB

- GDC4-63 miniature circuit breaker is mainly used for protection against overload and short circuit under the AC 50Hz/60Hz, reted voltage 230V/400V and rated current from 1A to 63A. It also can be used for non-frequent on-and-off switch operation under normal circumstance.

Characteristics Curve

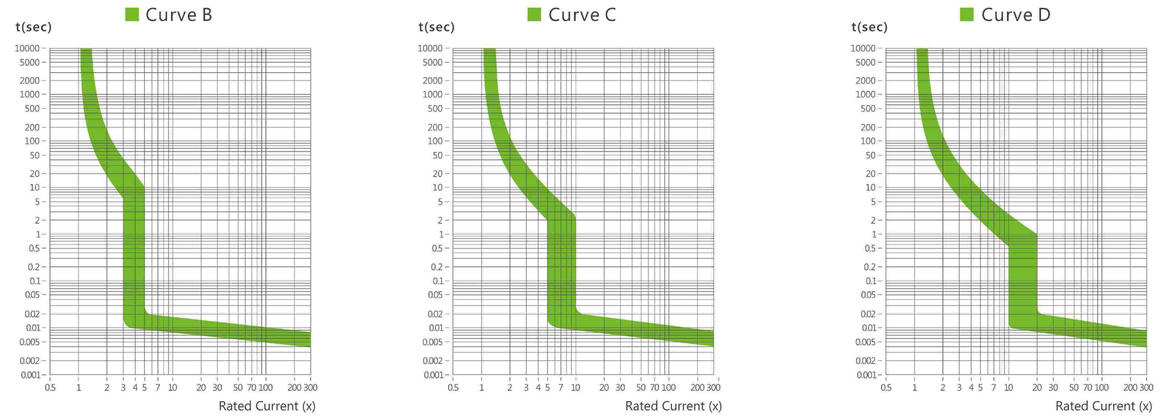

Characteristics Curve

	Thermal Tripping			Magnetic Tripping		
As per IEC60898	No tripping current	Tripping current I_2	Time Limits t	Hold current I_4	Trip current I_5	Time Limits t
B Curve	$1.13\times I_N$	$1.45\times I_N$	≥1h <1h	$3\times I_N$	$5\times I_N$	≥0.1s <0.1s
C Curve	$1.13\times I_N$	$1.45\times I_N$	≥1h <1h	$5\times I_N$	$10\times I_N$	≥0.1s <0.1s
D Curve	$1.13\times I_N$	$1.45\times I_N$	≥1h <1h	$10\times I_N$	$20\times I_N$	≥0.1s <0.1s

Size

Dimensions (mm)

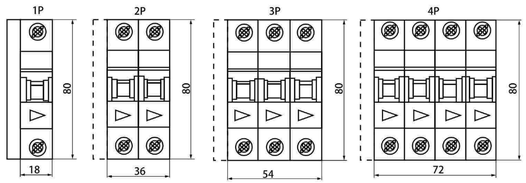

Order Code

Type(B curve)	Order Code(B curve)														
	1A	2A	3A	4A	5A	6A	8A	10A	16A	20A	25A	32A	40A	50A	63A
GDC4-63/BxxA-1P	260541	260553	260565	260557	260589	260601	260613	260625	261000	260649	260661	260673	260685	260697	260679
GDC4-63/BxxA-2P	260542	260554	260566	260578	260590	260602	260614	260626	260638	260650	260662	260674	260686	260698	260680
GDC4-63/BxxA-3P	260543	260555	260567	260579	260591	260603	260615	260627	260639	260651	260663	260675	260687	260699	260681
GDC4-63/BxxA-4P	260544	260556	260568	260580	260592	260604	260616	260628	260640	260652	260664	260676	260688	260670	260682
Type(C curve)	Order Code(C curve)														
	1A	2A	3A	4A	5A	6A	8A	10A	16A	20A	25A	32A	40A	50A	63A
GDC4-63/CxxA-1P	260545	260557	260569	260581	260593	260605	260617	260629	260641	260653	260665	260677	260689	260671	260683
GDC4-63/CxxA-2P	260546	260558	260570	260582	260594	260606	260618	260630	260642	260654	260666	260678	260690	260672	260684
GDC4-63/CxxA-3P	260547	260559	260571	260583	260595	260607	260619	260631	260643	260655	260667	260679	260691	260673	260685
GDC4-63/CxxA-4P	260548	260560	260572	260584	260596	260608	260620	260632	260644	260656	260668	260680	260692	260674	260686
Type(D curve)	Order Code(D curve)														
	1A	2A	3A	4A	5A	6A	8A	10A	16A	20A	25A	32A	40A	50A	63A
GDC4-63/DxxA-1P	260549	260561	260573	260585	260597	260609	260621	260633	260645	260657	260669	260681	260693	260675	260687
GDC4-63/DxxA-2P	260550	260562	260574	260586	260598	260610	260622	260634	260646	260658	260670	260682	260694	260676	260688
GDC4-63/DxxA-3P	260551	260563	260575	260587	260599	260611	260623	260635	260647	260659	260671	260683	260695	260677	260689
GDC4-63/DxxA-4P	260552	260564	260576	260588	260600	260612	260624	260636	260648	260660	260672	260684	260696	260678	260690

GDL7-63 6/10kA AC MCB

- GDL7-63 miniature circuit breaker is mainly used for protection against overload and short circuit under the AC 50Hz/60Hz, reted voltage 230V/400V and rated current from 1A to 63A. It also can be used for non-frequent on-and-off switch operation under normal circumstance.

- In complicance with IEC/EN62898-1.
- With indicator function in the contact position.
- Maximum connecting ability of 25mm²,

Circuit Diagram

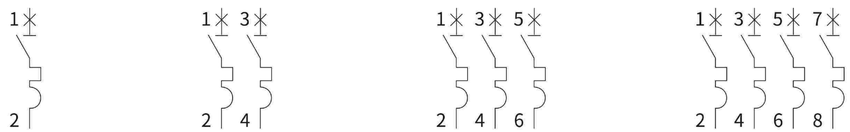

The main technical parameters

Electrical Features	
Type	GDL7-63
Rated current	1A,2A,3A,4A,5A,6A,8A,10A,16A,20A,25A,32A,40A,50A,63A
Pole	1P,2P,3P,4P
Rated voltage Ue	240/415V~
Insulation voltage Ui	500V
Rated frequency	50/60HZ
Rated breaking capacity	6000/10000A
Rated impulse withstand voltage(1.2/50)Uimp	6kV
Dielectric test voltage at and ind.freq.for.1min	2kV
Thermo-magnetic release characteristic	B,C,D
Electrical ilfe	8000
Mechanical life	10000
Installation	
Contact position indicator	YES
Protection Class	IP20
Reference temperature for setting of thermal element	30℃
Ambient temperature	-5~+40℃
Storage temperature	-25~+70℃
Terminal connection type	Cable/U-type busbar/Pin-type busbar
Terminal size top/bottom for cable	25mm² 18-3
Tightening torque	3.0N • m 22
Mounting	On DIN rail FN60715(35mm)
Connection	Top and bottom
Combination with accessories	
Auxillary contact	YES
Alarm contact	YES
Shunt release	YES
Under voltage release	YES

Miniature Circuit Breaker/For Power Supply System

GDL7-63 6/10kA AC MCB

- GDL7-63 miniature circuit breaker is mainly used for protection against overload and short circuit under the AC 50Hz/60Hz, reted voltage 230V/400V and rated current from 1A to 63A. It also can be used for non-frequent on-and-off switch operation under normal circumstance.

Characteristics Curve

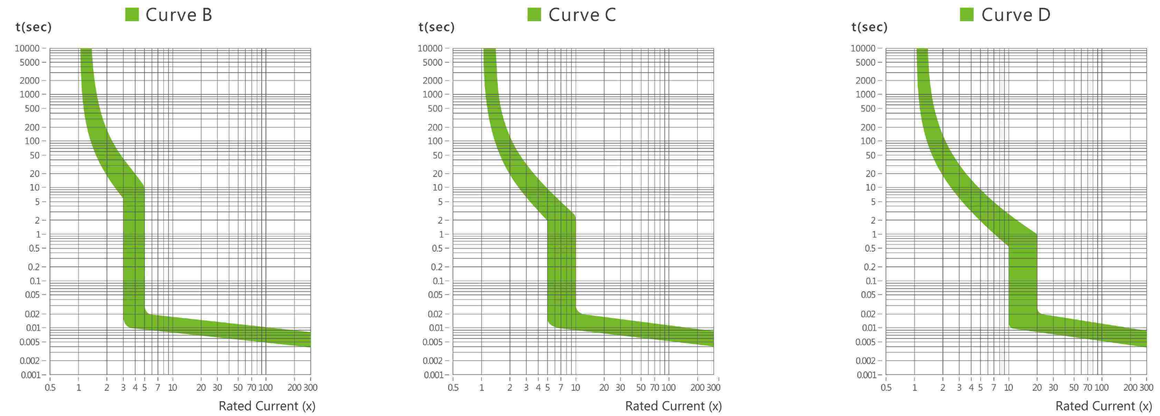

Characteristics Curve

	Thermal Tripping			Magnetic Tripping		
As per IEC60898	No tripping current	Tripping current I_2	Time Limits t	Hold current I_4	Trip current I_5	Time Limits t
B Curve	$1.13\times I_N$	$1.45\times I_N$	≥1h <1h	$3\times I_N$	$5\times I_N$	≥0.1s <0.1s
C Curve	$1.13\times I_N$	$1.45\times I_N$	≥1h <1h	$5\times I_N$	$10\times I_N$	≥0.1s <0.1s
D Curve	$1.13\times I_N$	$1.45\times I_N$	≥1h <1h	$10\times I_N$	$20\times I_N$	≥0.1s <0.1s

Size

Dimensions (mm)

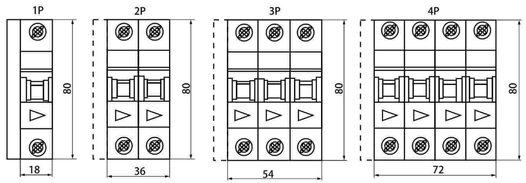

Order Code

Type(B curve)	Order Code(B curve)														
	1A	2A	3A	4A	5A	6A	8A	10A	16A	20A	25A	32A	40A	50A	63A
GDL7-63/BxxA-1P	260691	261000	260715	260727	260739	260751	260763	260775	260787	260799	260811	260823	260835	260847	260859
GDL7-63/BxxA-2P	260692	260704	260716	260728	260740	260752	260764	260776	260788	260800	260812	260824	260836	260848	260860
GDL7-63/BxxA-3P	260693	260705	260717	260729	260741	260753	260765	260777	260789	260801	260813	260825	260837	260849	260861
GDL7-63/BxxA-4P	260694	260706	260718	260730	260742	260754	260766	260778	260790	260802	260814	260826	260838	260850	260862
Type(C curve)	Order Code(C curve)														
	1A	2A	3A	4A	5A	6A	8A	10A	16A	20A	25A	32A	40A	50A	63A
GDL7-63/CxxA-1P	260695	260707	260719	260731	260743	260755	260767	260779	260791	260803	260815	260827	260839	260851	260863
GDL7-63/CxxA-2P	260696	260708	260720	260732	260744	260756	260768	260780	260792	260804	260816	260828	260840	260852	260864
GDL7-63/CxxA-3P	260697	260709	260721	260733	260745	260757	260769	260781	260793	260805	260817	260829	260841	260853	260865
GDL7-63/CxxA-4P	260698	260710	260722	260734	260746	260758	260770	260782	260794	260806	260818	260830	260842	260854	260866
Type(D curve)	Order Code(D curve)														
	1A	2A	3A	4A	5A	6A	8A	10A	16A	20A	25A	32A	40A	50A	63A
GDL7-63/DxxA-1P	260699	260711	260723	260735	260747	260759	260771	260783	260795	260807	260819	260831	260843	260855	260867
GDL7-63/DxxA-2P	260700	260712	260724	260736	260748	260760	260772	260784	260796	260808	260820	260832	260844	260856	260868
GDL7-63/DxxA-3P	260701	260713	260725	260737	260749	260761	260773	260785	260797	260809	260821	260833	260845	260857	260869
GDL7-63/DxxA-4P	260702	260714	260726	260738	260750	260762	260774	260786	260798	260810	260822	260834	260846	260858	260870

GDC1-125 6/10kA AC MCB

● GDC1-125 miniature circuit breakers are mainly used in distribution lines with AC 50Hz, rated working voltage of 230V/400V, rated current of 125A and below, and rated ultimate short-circuit - breaking capacity not exceeding 10000A, as overload and short-circuit protection.

- In complicance with IEC/EN62898-1.
- With indicator function in the contact position.
- Maximum connecting ability of 50mm²,

Circuit Diagram

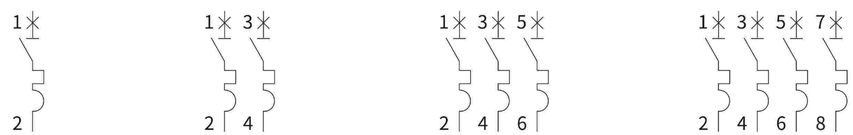

The main technical parameters

Electrical Features	
Type	GDC1-125
Rated current	63A,80A,100A,125A
Pole	1P,2P,3P,4P
Rated voltage Ue	240/415V~
Insulation voltage Ui	500V
Rated frequency	50/60HZ
Rated breaking capacity	6000/10000A
Rated impulse withstand voltage(1.2/50)Uimp	6kV
Dielectric test voltage at and ind.freq.for.1min	2kV
Thermo-magnetic release characteristic	B,C,D
Electrical ilfe	8000
Mechanical life	10000
Installation	
Contact position indicator	YES
Protection Class	IP20
Reference temperature for setting of thermal element	30℃
Ambient temperature	-5~+40℃
Storage temperature	-25~+70℃
Terminal connection type	Cable/U-type busbar/Pin-type busbar
Terminal size top/bottom for cable	50mm² 18-3
Tightening torque	3.0N • m 22
Mounting	On DIN rail FN60715(35mm)
Connection	Top and bottom
Combination with accessories	
Auxillary contact	YES
Alarm contact	YES
Shunt release	YES
Under voltage release	YES

Miniature Circuit Breaker/For Power Supply System

GDC1-125 6/10kA AC MCB

● GDC1-125 miniature circuit breakers are mainly used in distribution lines with AC 50Hz, rated working voltage of 230V/400V, rated current of 125A and below, and rated ultimate short-circuit - breaking capacity not exceeding 10000A, as overload and short-circuit protection.

Characteristics Curve

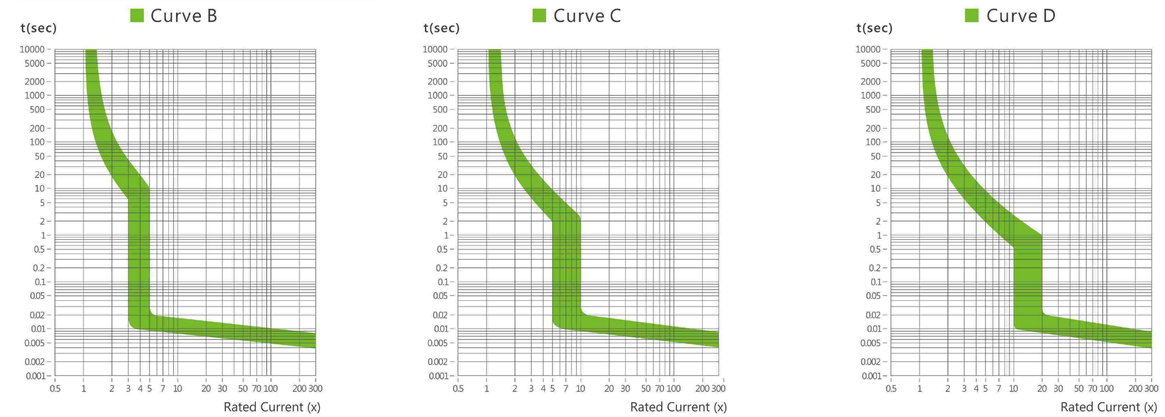

Characteristics Curve

	Thermal Tripping			Magnetic Tripping		
As per IEC60898	No tripping current	Tripping current I_2	Time Limits t	Hold current I_4	Trip current I_5	Time Limits t
B Curve	$1.13\times I_N$	$1.45\times I_N$	⩾1h <1h	$3\times I_N$	$5\times I_N$	⩾0.1s <0.1s
C Curve	$1.13\times I_N$	$1.45\times I_N$	⩾1h <1h	$5\times I_N$	$10\times I_N$	⩾0.1s <0.1s
D Curve	$1.13\times I_N$	$1.45\times I_N$	⩾1h <1h	$10\times I_N$	$20\times I_N$	⩾0.1s <0.1s

Size

Dimensions (mm)

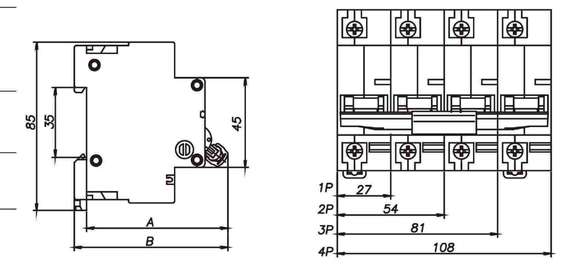

Order Code

Type(B curve)	Order Code(B curve)			
	63A	80A	100A	125A
GDC1-125/BxA-1P	260871	260883	260895	261000
GDC1-125/BxA-2P	260872	260884	260896	260908
GDC1-125/BxA-3P	260873	260885	260897	260909
GDC1-125/BxA-4P	260874	260886	260898	260910
Type(C curve)	**Order Code(C curve)**			
	63A	80A	100A	125A
GDC1-125/CxA-1P	260875	260887	260899	260911
GDC1-125/CxA-2P	260876	260888	260900	260912
GDC1-125/CxA-3P	260877	260889	260901	260913
GDC1-125/CxA-4P	260878	260890	260902	260914
Type(D curve)	**Order Code(D curve)**			
	63A	80A	100A	125A
GDC1-125/DxA-1P	260879	260891	260903	260915
GDC1-125/DxA-2P	260880	260892	260904	260916
GDC1-125/DxA-3P	260881	260893	260905	260917
GDC1-125/DxA-4P	260882	260894	260906	260918

GDC5-63 6.0kA AC MCB

- GDC5-63 miniature circuit breaker is mainly used for protection against overload and short circuit under the AC 50Hz/60Hz, reted voltage 230V/400V and rated current from 1A to 63A. It also can be used for non-frequent on-and-off switch operation under normal circumstance.

- In complicance with IEC/EN62898-1.
- With indicator function in the contact position.
- Maximum connecting ability of 25mm²,

Circuit Diagram

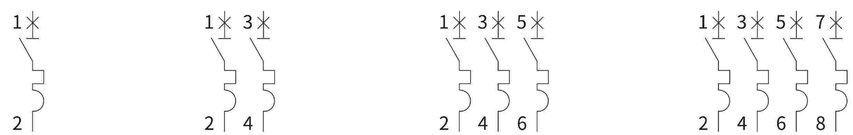

The main technical parameters

Electrical Features	
Type	GDC5-63
Rated current	1A,2A,3A,4A,5A,6A,8A,10A,16A,20A,25A,32A,40A,50A,63A
Pole	1P,2P,3P,4P
Rated voltage Ue	240/415V~
Insulation voltage Ui	500V
Rated frequency	50/60HZ
Rated breaking capacity	6000A
Rated impulse withstand voltage(1.2/50)Uimp	6kV
Dielectric test voltage at and ind.freq.for.1min	2kV
Thermo-magnetic release characteristic	B,C,D
Electrical ilfe	8000
Mechanical life	10000
Installation	
Contact position indicator	YES
Protection Class	IP20
Reference temperature for setting of thermal element	30℃
Ambient temperature	-5~+40℃
Storage temperature	-25~+70℃
Terminal connection type	Cable/U-type busbar/Pin-type busbar
Terminal size top/bottom for cable	25mm² 18-3
Tightening torque	3.0N • m 22
Mounting	On DIN rail FN60715(35mm)
Connection	Top and bottom
Combination with accessories	
Auxillary contact	YES
Alarm contact	YES
Shunt release	YES
Under voltage release	YES

Miniature Circuit Breaker/For Power Supply System

GDC5-63 6.0kA AC MCB

- GDC5-63 miniature circuit breaker is mainly used for protection against overload and short circuit under the AC 50Hz/60Hz, reted voltage 230V/400V and rated current from 1A to 63A. It also can be used for non-frequent on-and-off switch operation under normal circumstance.

Characteristics Curve

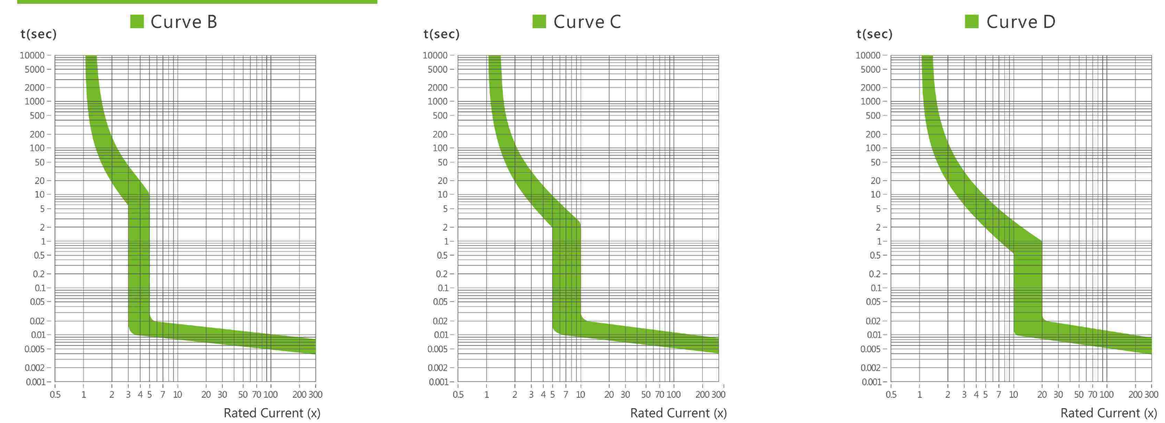

Characteristics Curve

	Thermal Tripping			Magnetic Tripping		
As per IEC60898	No tripping current	Tripping current I_2	Time Limits t	Hold current I_4	Trip current I_5	Time Limits t
B Curve	$1.13\times I_N$	$1.45\times I_N$	≥1h <1h	$3\times I_N$	$5\times I_N$	≥0.1s <0.1s
C Curve	$1.13\times I_N$	$1.45\times I_N$	≥1h <1h	$5\times I_N$	$10\times I_N$	≥0.1s <0.1s
D Curve	$1.13\times I_N$	$1.45\times I_N$	≥1h <1h	$10\times I_N$	$20\times I_N$	≥0.1s <0.1s

Size

Dimensions (mm)

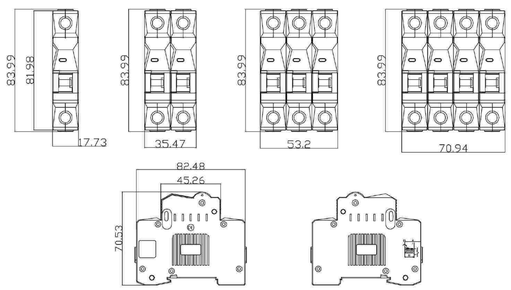

Order Code

Type(B curve)	Order Code(B curve)														
	1A	2A	3A	4A	5A	6A	8A	10A	16A	20A	25A	32A	40A	50A	63A
GDC5-63/BxxA-1P	261571	261583	261595	261607	261619	260601	260613	260625	261000	260649	260661	260673	260685	260697	260679
GDC5-63/BxxA-2P	261572	261584	261596	261608	261620	260602	260614	260626	260638	260650	260662	260674	260686	260698	260680
GDC5-63/BxxA-3P	261573	261585	261597	261609	260591	260603	260615	260627	260639	260651	260663	260675	260687	260699	260681
GDC5-63/BxxA-4P	261574	261586	261598	261610	260592	260604	260616	260628	260640	260652	260664	260676	260688	260670	260682
Type(C curve)	Order Code(C curve)														
	1A	2A	3A	4A	5A	6A	8A	10A	16A	20A	25A	32A	40A	50A	63A
GDC5-63/CxxA-1P	261575	261587	261599	261611	260593	260605	260617	260629	260641	260653	260665	260677	260689	260671	260683
GDC5-63/CxxA-2P	261576	261588	261600	261612	260594	260606	260618	260630	260642	260654	260666	260678	260690	260672	260684
GDC5-63/CxxA-3P	261577	261589	261601	261613	260595	260607	260619	260631	260643	260655	260667	260679	260691	260673	260685
GDC5-63/CxxA-4P	261578	261590	261602	261614	260596	260608	260620	260632	260644	260656	260668	260680	260692	260674	260686
Type(D curve)	Order Code(D curve)														
	1A	2A	3A	4A	5A	6A	8A	10A	16A	20A	25A	32A	40A	50A	63A
GDC5-63/DxxA-1P	261579	261591	261603	261615	260597	260609	260621	260633	260645	260657	260669	260681	260693	260675	260687
GDC5-63/DxxA-2P	261580	261592	261604	261616	260598	260610	260622	260634	260646	260658	260670	260682	260694	260676	260688
GDC5-63/DxxA-3P	261581	261593	261605	261617	260599	260611	260623	260635	260647	260659	260671	260683	260695	260677	260689
GDC5-63/DxxA-4P	261582	261594	261606	261618	260600	260612	260624	260636	260648	260660	260672	260684	260696	260678	260690

GDC1-32 4.5kA AC MCB

- GDC1-32 series miniature circuit breakers are mainly suitable for over-current protection of power line facilities and electrical equipment in buildings and similar places with a rated voltage of 230V and a rated operating current of up to 32A. It can also be used for infrequent on-off operations.

- In complicance with IEC/EN62898-1.
- With indicator function in the contact position.
- Maximum connecting ability of 16mm²,

Circuit Diagram

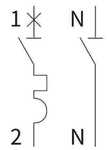

The main technical parameters

Electrical Features	
Type	GDC1-32
Rated current	63A,80A,100A,125A
Pole	1P+N
Rated voltage Ue	240V~
Insulation voltage Ui	500V
Rated frequency	50/60HZ
Rated breaking capacity	4500A
Rated impulse withstand voltage(1.2/50)Uimp	3kV
Dielectric test voltage at and ind.freq.for.1min	1kV
Thermo-magnetic release characteristic	B,C
Electrical ilfe	4000
Mechanical life	10000
Installation	
Contact position indicator	YES
Protection Class	IP20
Reference temperature for setting of thermal element	30℃
Ambient temperature	-5~+40℃
Storage temperature	-25~+70℃
Terminal connection type	Cable/U-type busbar/Pin-type busbar
Terminal size top/bottom for cable	16mm² 18-3
Tightening torque	1.5N • m 22
Mounting	On DIN rail FN60715(35mm)
Connection	Top and bottom
Combination with accessories	
Auxillary contact	YES
Alarm contact	YES
Shunt release	YES
Under voltage release	YES

Miniature Circuit Breaker/For Power Supply System

GDC1-32 4.5kA AC MCB

- GDC1-32 series miniature circuit breakers are mainly suitable for over-current protection of power line facilities and electrical equipment in buildings and similar places with a rated voltage of 230V and a rated operating current of up to 32A. It can also be used for infrequent on-off operations.

Characteristics Curve

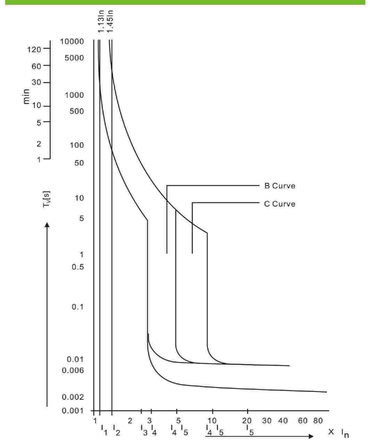

	Thermal Tripping			Magnetic Tripping		
As per IEC60898	No tripping current	Tripping current I_2	Time Limits t	Hold current I_4	Trip current I_5	Time Limits t
B Curve	$1.13\times I_N$	$1.45\times I_N$	≥1h <1h	$3\times I_N$	$5\times I_N$	≥0.1s <0.1s
C Curve	$1.13\times I_N$	$1.45\times I_N$	≥1h <1h	$5\times I_N$	$10\times I_N$	≥0.1s <0.1s

Size

Dimensions (mm)

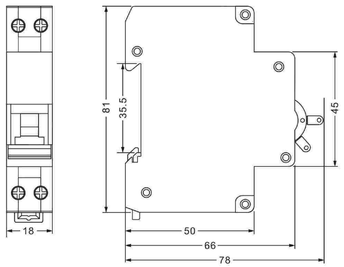

Order Code

Type	Order Code	Type	Order Code	Type	Order Code
GDC1-32/B6A-1P+N	260919	GDC1-32/B8A-1P+N	260920	GDC1-32/B10A-1P+N	260921
GDC1-32/B16A-1P+N	260922	GDC1-32/B20A-1P+N	260923	GDC1-32/B25A-1P+N	260924
GDC1-32/B32A-1P+N	260925	GDC1-32/C6A-1P+N	260926	GDC1-32/C8A-1P+N	260927
GDC1-32/C10A-1P+N	260928	GDC1-32/C16A-1P+N	260929	GDC1-32/C20A-1P+N	260930
GDC1-32/C25A-1P+N	260931	GDC1-32/C32A-1P+N	260932		

GDL1-63 6.0kA RCCB

- GDL1-63 series Leakage Circuit Breaker are mainly suitable for over-current protection of power line facilities and electrical equipment in buildings and similar places with a rated voltage of 230V and a rated operating current of up to 63A. It can also be used for infrequent on-off operations.

- In complicance with IEC/EN61008-1.
- With indicator function in the contact position.
- Residual Current Circuit Breaker.

Circuit Diagram

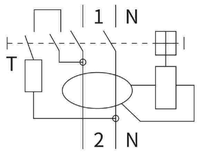

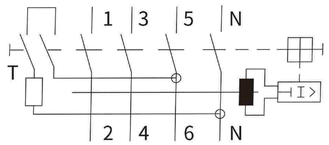

The main technical parameters

Electrical Features	
Type	GDL1-63
Residual current protection type	Electromagnetic
Residual current work type	A C type/A type
Rated current	16A,25A,32A,40A,63A,
Pole	2P,4P,
Rated voltage Ue	2P:240V~,4P:415V~,
Insulation voltage Ui	500V
Rated frequency	50/60HZ
Rated sensitivity I△n	10mA,30mA,100mA,300mA,
Rated breaking capacity	6000A
Break time under I△n	≤0.1s
Rated impulse withstand voltage(1.2/50)Uimp	4kV
Dielectric test voltage at and ind.freq.for.1min	2.5kV
Electrical ilfe	2000
Mechanical life	4000
Installation	
Contact position indicator	YES
Protection Class	IP20
Reference temperature for setting of thermal element	30℃
Ambient temperature	-5~+40℃
Storage temperature	-25~+70℃
Terminal connection type	Cable/U-type busbar/Pin-type busbar
Terminal size top/bottom for cable	25mm² 18-3
Tightening torque	2.5N • m 22
Mounting	On DIN rail FN60715(35mm)
Connection	Top and bottom

RCCB/For Power Supply System

GDL1-63 6.0kA RCCB

- GDL1-63 series Leakage Circuit Breaker are mainly suitable for over-current protection of power line facilities and electrical equipment in buildings and similar places with a rated voltage of 230V and a rated operating current of up to 63A. It can also be used for infrequent on-off operations.

Characteristics Curve

Type	Tripping current I△/A		
AC	0.5I△n<I△<I△n		
A	Lagging Angle	I△n>0.01A	I△n≤0.01A
	0°	0.35I△n≤I△≤1.4I△n	0.35I△n≤I△≤2I△n
	90°	0.25I△n≤I△≤1.4I△n	0.25I△n≤I△≤2I△n
	135°	0.11I△n≤I△≤1.4I△n	0.11I△n≤I△≤2I△n

Alternative Current Sensitive	Pulsating direct current sensitive	Surge current proof
		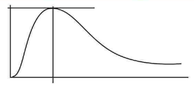
They react to AC current which, whether suddenly applied or slowly arising.	They react to AC and pulsating DC fault current which reach 0 or almost 0 within one time period of the mains frequency.	RCCB' s surge capacity. Not tripping at standardized 8/20 Us surge-current waves acc. to VDE 0432 Part 2 with surge current values of up to 250A.

Size

Dimensions (mm)

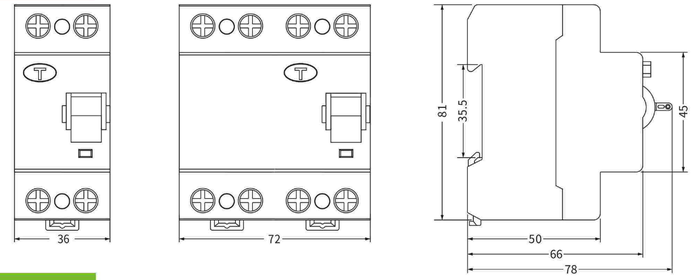

Order Code

Type	GDL1-63/xxA-2P(A type 10mA)					GDL1-63/xxA-4P(A type 10mA)					GDL1-63/xxA-2P(A type 30mA)				
Rated current	16A	25A	32A	40A	63A	16A	25A	32A	40A	63A	16A	25A	32A	40A	63A
Order Code	261691	261692	261693	261694	261695	261696	261697	261698	261699	261700	261701	261702	261703	261704	261705
Type	GDL1-63/xxA-4P(A type 30mA)					GDL1-63/xxA-2P(A type 100mA)					GDL1-63/xxA-4P(A type 100mA)				
Rated current	16A	25A	32A	40A	63A	16A	25A	32A	40A	63A	16A	25A	32A	40A	63A
Order Code	261706	261707	261708	261709	261710	261711	261712	261713	261714	261715	261716	261717	261718	261719	261720
Type	GDL1-63/xxA-2P(A type 300mA)					GDCL1-63/xxA-4P(A type 300mA)					GDL1-63/xxA-2P(Ac type 10mA)				
Rated current	16A	25A	32A	40A	63A	16A	25A	32A	40A	63A	16A	25A	32A	40A	63A
Order Code	261721	261722	261723	261724	261725	261726	261727	261728	261729	261730	261731	261732	261733	261734	261735
Type	GDL1-63/xxA-4P(Ac type 10mA)					GDL1-63/xxA-2P(Ac type 30mA)					GDL1-63/xxA-4P(Ac type 30mA)				
Rated current	16A	25A	32A	40A	63A	16A	25A	32A	40A	63A	16A	25A	32A	40A	63A
Order Code	261736	261737	261738	261739	261740	261741	261742	261743	261744	261745	261746	261747	261748	261749	261750
Type	GDL1-63/xxA-2P(Ac type 100mA)					GDL1-63/xxA-4P(Ac type 100mA)					GDL1-63/xxA-2P(Ac type 300mA)				
Rated current	16A	25A	32A	40A	63A	16A	25A	32A	40A	63A	16A	25A	32A	40A	63A
Order Code	261751	261752	261753	261754	261755	261756	261757	261758	261759	261760	261761	261762	261763	261764	261765
Type	GDL1-63/xxA-4P(Ac type 300mA)														
Rated current	16A	25A	32A	40A	63A										
Order Code	261766	261767	261768	261769	261770										

GDL1E-63 6.0kA RCCB

- GDL1-63 series Leakage Circuit Breaker are mainly suitable for over-current protection of power line facilities and electrical equipment in buildings and similar places with a rated voltage of 230V and a rated operating current of up to 63A. It can also be used for infrequent on-off operations.

- In complicance with IEC/EN61008-1.
- With indicator function in the contact position.
- Residual Current Circuit Breaker.

Circuit Diagram

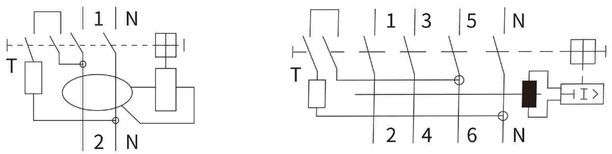

The main technical parameters

Electrical Features	
Type	GDL1E-63
Residual current protection type	Electronic
Residual current work type	A C type/A type
Rated current	16A,25A,32A,40A,63A,
Pole	2P,4P,
Rated voltage Ue	2P:240V~,4P:415V~,
Insulation voltage Ui	500V
Rated frequency	50/60HZ
Rated sensitivity I△n	10mA,30mA,100mA,300mA,
Rated breaking capacity	6000A
Break time under I△n	≤0.1s
Rated impulse withstand voltage(1.2/50)Uimp	4kV
Dielectric test voltage at and ind.freq.for.1min	2.5kV
Electrical ilfe	2000
Mechanical life	4000
Installation	
Contact position indicator	YES
Protection Class	IP20
Reference temperature for setting of thermal element	30℃
Ambient temperature	-5~+40℃
Storage temperature	-25~+70℃
Terminal connection type	Cable/U-type busbar/Pin-type busbar
Terminal size top/bottom for cable	25mm² 18−3
Tightening torque	2.5N • m 22
Mounting	On DIN rail FN60715(35mm)
Connection	Top and bottom

RCCB/For Power Supply System

GDL1-63 6.0kA RCCB

- GDL1-63 series Leakage Circuit Breaker are mainly suitable for over-current protection of power line facilities and electrical equipment in buildings and similar places with a rated voltage of 230V and a rated operating current of up to 63A. It can also be used for infrequent on-off operations.

Characteristics Curve

Type	Tripping current I△/A		
AC	0.5I△n<I△<I△n		
A	Lagging Angle	I△n>0.01A	I△n≤0.01A
	0°	0.35I△n≤I△≤1.4I△n	0.35I△n≤I△≤2I△n
	90°	0.25I△n≤I△≤1.4I△n	0.25I△n≤I△≤2I△n
	135°	0.11I△n≤I△≤1.4I△n	0.11I△n≤I△≤2I△n

Alternative Current Sensitive	Pulsating direct current sensitive	Surge current proof
They react to AC current which, whether suddenly applied or slowly arising.	They react to AC and pulsating DC fault current which reach 0 or almost 0 within one time period of the mains frequency.	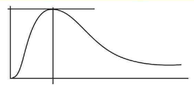 RCCB' s surge capacity. Not tripping at standardized 8/20 Us surge-current waves acc. to VDE 0432 Part 2 with surge current values of up to 250A.

Size

Dimensions (mm)

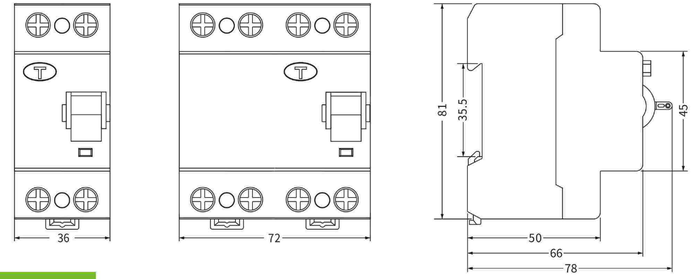

Order Code

Type	GDL1-63E/xxA-2P(A type 10mA)					GDL1-63E/xxA-4P(A type 10mA)					GDL1-63E/xxA-2P(A type 30mA)				
Rated current	16A	25A	32A	40A	63A	16A	25A	32A	40A	63A	16A	25A	32A	40A	63A
Order Code	261771	261772	261773	261774	261775	261776	261777	261778	261779	261780	261781	261782	261783	261784	261785
Type	GDL1-63E/xxA-4P(A type 30mA)					GDL1-63E/xxA-2P(A type 100mA)					GDL1-63E/xxA-4P(A type 100mA)				
Rated current	16A	25A	32A	40A	63A	16A	25A	32A	40A	63A	16A	25A	32A	40A	63A
Order Code	261786	261787	261788	261789	261790	261791	261792	261793	261794	261795	261796	261797	261798	261799	261800
Type	GDL1-63E/xxA-2P(A type 300mA)					GDCL1-63E/xxA-4P(A type 300mA)					GDL1-63E/xxA-2P(Ac type 10mA)				
Rated current	16A	25A	32A	40A	63A	16A	25A	32A	40A	63A	16A	25A	32A	40A	63A
Order Code	261801	261802	261803	261804	261805	261806	261807	261808	261809	261810	261811	261812	261813	261814	261815
Type	GDL1-63E/xxA-4P(Ac type 10mA)					GDL1-63E/xxA-2P(Ac type 30mA)					GDL1-63E/xxA-4P(Ac type 30mA)				
Rated current	16A	25A	32A	40A	63A	16A	25A	32A	40A	63A	16A	25A	32A	40A	63A
Order Code	261816	261817	261818	261819	261820	261821	261822	261823	261824	261825	261826	261827	261828	261829	261830
Type	GDL1-63E/xxA-2P(Ac type 100mA)					GDL1-63E/xxA-4P(Ac type 100mA)					GDL1-63E/xxA-2P(Ac type 300mA)				
Rated current	16A	25A	32A	40A	63A	16A	25A	32A	40A	63A	16A	25A	32A	40A	63A
Order Code	261831	261832	261833	261834	261835	261836	261837	261838	261839	261840	261841	261842	261843	261844	261845
Type	GDL1-63E/xxA-4P(Ac type 300mA)														
Rated current	16A	25A	32A	40A	63A										
Order Code	261846	261847	261848	261849	261850										

GDL1E-63 6.0kA RCCB

- GDL1-63 series Leakage Circuit Breaker are mainly suitable for over-current protection of power line facilities and electrical equipment in buildings and similar places with a rated voltage of 230V and a rated operating current of up to 63A. It can also be used for infrequent on-off operations.

- In complicance with IEC/EN61008-1.
- With indicator function in the contact position.
- Residual Current Circuit Breaker.

Circuit Diagram

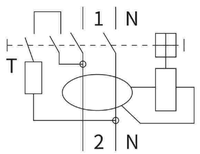

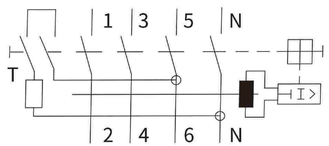

The main technical parameters

Electrical Features	
Type	GDL1E-63
Residual current protection type	Electronic
Residual current work type	A C type/A type
Rated current	16A,25A,32A,40A,63A,
Pole	2P,4P,
Rated voltage Ue	2P:240V~,4P:415V~,
Insulation voltage Ui	500V
Rated frequency	50/60HZ
Rated sensitivity I△n	10mA,30mA,100mA,300mA,
Rated breaking capacity	6000A
Break time under I△n	≤0.1s
Rated impulse withstand voltage(1.2/50)Uimp	4kV
Dielectric test voltage at and ind.freq.for.1min	2.5kV
Electrical ilfe	2000
Mechanical life	4000
Installation	
Contact position indicator	YES
Protection Class	IP20
Reference temperature for setting of thermal element	30℃
Ambient temperature	-5~+40℃
Storage temperature	-25~+70℃
Terminal connection type	Cable/U-type busbar/Pin-type busbar
Terminal size top/bottom for cable	25mm² 18−3
Tightening torque	2.5N • m 22
Mounting	On DIN rail FN60715(35mm)
Connection	Top and bottom

RCCB/For Power Supply System

GDL1-63 6.0kA RCCB

- GDL1-63 series Leakage Circuit Breaker are mainly suitable for over-current protection of power line facilities and electrical equipment in buildings and similar places with a rated voltage of 230V and a rated operating current of up to 63A. It can also be used for infrequent on-off operations.

Characteristics Curve

Type	Tripping current I△/A		
AC	0.5I△n<I△<I△n		
A	Lagging Angle	I△n>0.01A	I△n≤0.01A
	0°	0.35I△n≤I△≤1.4I△n	0.35I△n≤I△≤2I△n
	90°	0.25I△n≤I△≤1.4I△n	0.25I△n≤I△≤2I△n
	135°	0.11I△n≤I△≤1.4I△n	0.11I△n≤I△≤2I△n

Alternative Current Sensitive	Pulsating direct current sensitive	Surge current proof
		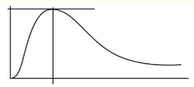
They react to AC current which, whether suddenly applied or slowly arising.	They react to AC and pulsating DC fault current which reach 0 or almost 0 within one time period of the mains frequency.	RCCB' s surge capacity. Not tripping at standardized 8/20 Us surge-current waves acc. to VDE 0432 Part 2 with surge current values of up to 250A.

Size

Dimensions (mm)

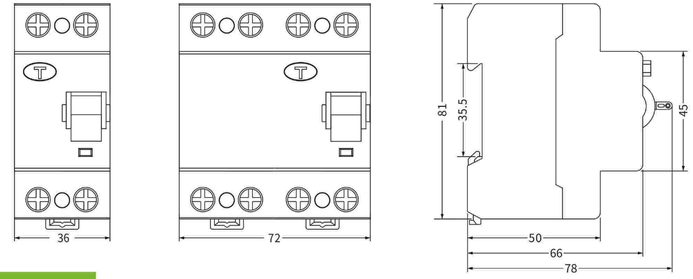

Order Code

Type	GDL1-63E/xxA-2P(A type 10mA)					GDL1-63E/xxA-4P(A type 10mA)					GDL1-63E/xxA-2P(A type 30mA)				
Rated current	16A	25A	32A	40A	63A	16A	25A	32A	40A	63A	16A	25A	32A	40A	63A
Order Code	261771	261772	261773	261774	261775	261776	261777	261778	261779	261780	261781	261782	261783	261784	261785
Type	GDL1-63E/xxA-4P(A type 30mA)					GDL1-63E/xxA-2P(A type 100mA)					GDL1-63E/xxA-4P(A type 100mA)				
Rated current	16A	25A	32A	40A	63A	16A	25A	32A	40A	63A	16A	25A	32A	40A	63A
Order Code	261786	261787	261788	261789	261790	261791	261792	261793	261794	261795	261796	261797	261798	261799	261800
Type	GDL1-63E/xxA-2P(A type 300mA)					GDCL1-63E/xxA-4P(A type 300mA)					GDL1-63E/xxA-2P(Ac type 10mA)				
Rated current	16A	25A	32A	40A	63A	16A	25A	32A	40A	63A	16A	25A	32A	40A	63A
Order Code	261801	261802	261803	261804	261805	261806	261807	261808	261809	261810	261811	261812	261813	261814	261815
Type	GDL1-63E/xxA-4P(Ac type 10mA)					GDL1-63E/xxA-2P(Ac type 30mA)					GDL1-63E/xxA-4P(Ac type 30mA)				
Rated current	16A	25A	32A	40A	63A	16A	25A	32A	40A	63A	16A	25A	32A	40A	63A
Order Code	261816	261817	261818	261819	261820	261821	261822	261823	261824	261825	261826	261827	261828	261829	261830
Type	GDL1-63E/xxA-2P(Ac type 100mA)					GDL1-63E/xxA-4P(Ac type 100mA)					GDL1-63E/xxA-2P(Ac type 300mA)				
Rated current	16A	25A	32A	40A	63A	16A	25A	32A	40A	63A	16A	25A	32A	40A	63A
Order Code	261831	261832	261833	261834	261835	261836	261837	261838	261839	261840	261841	261842	261843	261844	261845
Type	GDL1-63E/xxA-4P(Ac type 300mA)														
Rated current	16A	25A	32A	40A	63A										
Order Code	261846	261847	261848	261849	261850										

GDL2-40 6.0kA RCBO

- GDL2-40 series Leakage Circuit Breaker are mainly suitable for over-current protection of power line facilities and electrical equipment in buildings and similar places with a rated voltage of 230V and a rated operating current of up to 40A. It can also be used for infrequent on-off operations.

Circuit Diagram and Size

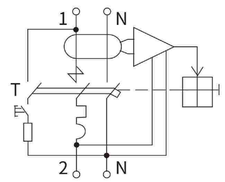

The main technical parameters

Type	GDL2-40
Residual current protection type	Electronic
Residual current work type	A C type/A type
Rated current	6A,8A,10A,16A,20A,25A,32A,40A,
Pole	1P+N
Rated voltage Ue	230/240V~
Insulation voltage Ui	500V
Rated frequency	50/60HZ
Rated sensitivity I△n	10mA,30mA,100mA,300mA,
Rated breaking capacity	6000A
Break time under I△n	≤0.1s
Rated impulse withstand voltage(1.5/50)Uimp	4kV
Dielectric test voltage at and ind.freq.for.1min	2kV
Thermo-magnetic release characteristic	B,C
Electrical ilfe	4000
Mechanical life	10000
Protection Class	IP20
Ambient temperature	-5~+40℃
Storage temperature	-25~+70℃
Terminal connection type	Cable/U-type busbar/Pin-type busbar

Order Code

Type	GDL2-40/BxA-1P+N(B curve A type 10mA)								GDL2-40/BxA-1P+N(B curve A type 30mA)							
Rated current	6A	8A	10A	16A	20A	25A	32A	40A	6A	8A	10A	16A	20A	25A	32A	40A
Order Code	261851	261852	261853	261854	261855	261856	261857	261858	261859	261860	261861	261862	261863	261864	261865	261866
Type	GDL2-40/BxA-1P+N(B curve A type 100mA)								GDL2-40/BxA-1P+N(B curve A type 300mA)							
Rated current	6A	8A	10A	16A	20A	25A	32A	40A	6A	8A	10A	16A	20A	25A	32A	40A
Order Code	261867	261868	261869	261870	261871	261872	261873	261874	261875	261876	261877	261878	261879	261880	261881	261882
Type	GDL2-40/BxA-1P+N(B curve AC type 10mA)								GDL2-40/BxA-1P+N(B curve AC type 30mA)							
Rated current	6A	8A	10A	16A	20A	25A	32A	40A	6A	8A	10A	16A	20A	25A	32A	40A
Order Code	261883	261884	261885	261886	261887	261888	261889	261890	261891	261892	261893	261894	261895	261896	261897	261898
Type	GDL2-40/BxA-1P+N(B curve AC type 100mA)								GDL2-40/BxA-1P+N(B curve AC type 300mA)							
Rated current	6A	8A	10A	16A	20A	25A	32A	40A	6A	8A	10A	16A	20A	25A	32A	40A
Order Code	261899	261900	261901	261902	261903	261904	261905	261906	261907	261908	261909	261910	261911	261912	261913	261914

RCBO/For Power Supply System

GDL2-40 6.0kA RCBO

- GDL2-40 series Leakage Circuit Breaker are mainly suitable for over-current protection of power line facilities and electrical equipment in buildings and similar places with a rated voltage of 230V and a rated operating current of up to 40A. It can also be used for infrequent on-off operations.

Characteristics Curve

Type	Tripping current I△/A		
AC	0.5I△n<I△<I△n		
A	Lagging Angle	I△n>0.01A	I△n≤0.01A
	0°	0.35I△n≤I△≤1.4I△n	0.35I△n≤I△≤2I△n
	90°	0.25I△n≤I△≤1.4I△n	0.25I△n≤I△≤2I△n
	135°	0.11I△n≤I△≤1.4I△n	0.11I△n≤I△≤2I△n

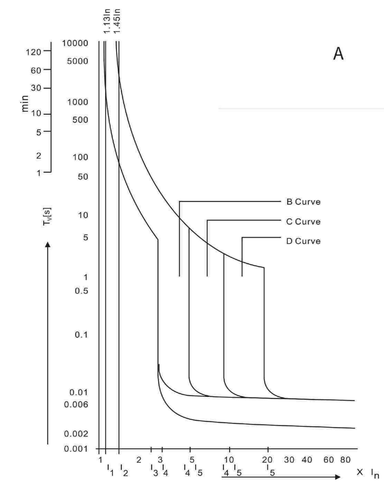

	Thermal Tripping				Magnetic Tripping		
As per IEC60898	No tripping current	Tripping current I_2	Time Limits t		Hold current I_4	Trip current I_5	Time Limits t
B Curve	$1.13\times I_N$	$1.45\times I_N$	≥1h	<1h	$3\times I_N$	$5\times I_N$	≥0.1s <0.1s
C Curve	$1.13\times I_N$	$1.45\times I_N$	≥1h	<1h	$5\times I_N$	$10\times I_N$	≥0.1s <0.1s

Size

Dimensions (mm)

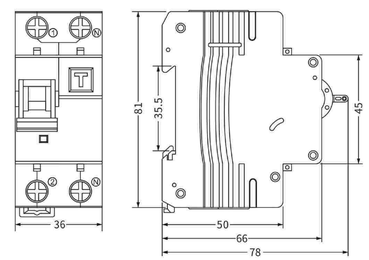

Order Code

Type	GDL2-40/CxA-1P+N(C curve A type 10mA)								GDL2-40/CxA-1P+N(C curve A type 30mA)							
Rated current	6A	8A	10A	16A	20A	25A	32A	40A	6A	8A	10A	16A	20A	25A	32A	40A
Order Code	261915	261916	261917	261918	261919	261920	261921	261922	261923	261924	261925	261926	261927	261928	261929	261930
Type	GDL2-40/CxA-1P+N(C curve A type 100mA)								GDL2-40/CxA-1P+N(C curve A type 300mA)							
Rated current	6A	8A	10A	16A	20A	25A	32A	40A	6A	8A	10A	16A	20A	25A	32A	40A
Order Code	261931	261932	261933	261934	261935	261936	261937	261938	261939	261940	261941	261942	261943	261944	261945	261946
Type	GDL2-40/CxA-1P+N(C curve AC type 10mA)								GDL2-40/CxA-1P+N(C curve AC type 30mA)							
Rated current	6A	8A	10A	16A	20A	25A	32A	40A	6A	8A	10A	16A	20A	25A	32A	40A
Order Code	261947	261948	261949	261950	261951	261952	261953	261954	261955	261956	261957	261958	261959	261960	261961	261962
Type	GDL2-40/CxA-1P+N(C curve AC type 100mA)								GDL2-40/CxA-1P+N(C curve AC type 300mA)							
Rated current	6A	8A	10A	16A	20A	25A	32A	40A	6A	8A	10A	16A	20A	25A	32A	40A
Order Code	261963	261964	261965	261966	261967	261968	261969	261970	261971	261972	261973	261974	261975	261976	261977	261978

GDL3-40 6.0kA RCBO (Electromagnetic type)

- GDL3-40 series Leakage Circuit Breaker are mainly suitable for over-current protection of power line facilities and electrical equipment in buildings and similar places with a rated voltage of 230V and a rated operating current of up to 40A. It can also be used for infrequent on-off operations.

Circuit Diagram and Size

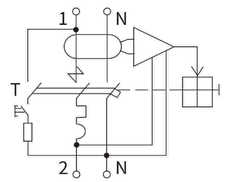

The main technical parameters

Type	GDL3-40
Residual current protection type	Electromagnetic
Residual current work type	A C type/A type
Rated current	6A,8A,10A,16A,20A,25A,32A,40A,
Pole	1P+N
Rated voltage Ue	230/240V~
Insulation voltage Ui	500V
Rated frequency	50/60HZ
Rated sensitivity I△n	10mA,30mA,100mA,300mA,
Rated breaking capacity	6000A
Break time under I△n	≤0.1s
Rated impulse withstand voltage(1.5/50)Uimp	4kV
Dielectric test voltage at and ind.freq.for.1min	2kV
Thermo-magnetic release characteristic	B,C
Electrical ilfe	4000
Mechanical life	10000
Protection Class	IP20
Ambient temperature	-5~+40℃
Storage temperature	-25~+70℃
Terminal connection type	Cable/U-type busbar/Pin-type busbar

Order Code

Type	GDL3-40/BxA-1P+N(B curve A type 10mA)								GDL3-40/BxA-1P+N(B curve A type 30mA)							
Rated current	6A	8A	10A	16A	20A	25A	32A	40A	6A	8A	10A	16A	20A	25A	32A	40A
Order Code	261979	261980	261981	261982	261983	261984	261985	261986	261987	261988	261989	261990	261991	261992	261993	261994
Type	GDL3-40/BxA-1P+N(B curve A type 100mA)								GDL3-40/BxA-1P+N(B curve A type 300mA)							
Rated current	6A	8A	10A	16A	20A	25A	32A	40A	6A	8A	10A	16A	20A	25A	32A	40A
Order Code	261995	261996	261997	261998	261999	262000	262001	262002	262003	262004	262005	262006	262007	262008	262009	262010
Type	GDL3-40/BxA-1P+N(B curve AC type 10mA)								GDL3-40/BxA-1P+N(B curve AC type 30mA)							
Rated current	6A	8A	10A	16A	20A	25A	32A	40A	6A	8A	10A	16A	20A	25A	32A	40A
Order Code	262011	262012	262013	262014	262015	262016	262017	262018	262019	262020	262021	262022	262023	262024	262025	262026
Type	GDL3-40/BxA-1P+N(B curve AC type 100mA)								GDL3-40/BxA-1P+N(B curve AC type 300mA)							
Rated current	6A	8A	10A	16A	20A	25A	32A	40A	6A	8A	10A	16A	20A	25A	32A	40A
Order Code	262027	262028	262029	262030	262031	262032	262033	262034	262035	262036	262037	262038	262039	262040	262041	262042

RCBO/For Power Supply System

GDL3-40 6.0kA RCBO (Electromagnetic type)

- GDL2-40 series Leakage Circuit Breaker are mainly suitable for over-current protection of power line facilities and electrical equipment in buildings and similar places with a rated voltage of 230V and a rated operating current of up to 40A. It can also be used for infrequent on-off operations.

Characteristics Curve

Type	Tripping current I△/A		
AC	0.5I△n<I△<I△n		
A	Lagging Angle	I△n>0.01A	I△n≤0.01A
	0°	0.35I△n≤I△≤1.4I△n	0.35I△n≤I△≤2I△n
	90°	0.25I△n≤I△≤1.4I△n	0.25I△n≤I△≤2I△n
	135°	0.11I△n≤I△≤1.4I△n	0.11I△n≤I△≤2I△n

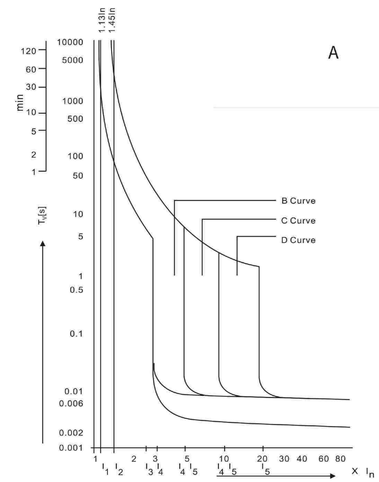

	Thermal Tripping			Magnetic Tripping		
As per IEC60898	No tripping current	Tripping current I_2	Time Limits t	Hold current I_4	Trip current I_5	Time Limits t
B Curve	$1.13\times I_N$	$1.45\times I_N$	≥1h <1h	$3\times I_N$	$5\times I_N$	≥0.1s <0.1s
C Curve	$1.13\times I_N$	$1.45\times I_N$	≥1h <1h	$5\times I_N$	$10\times I_N$	≥0.1s <0.1s

Size

Dimensions (mm)

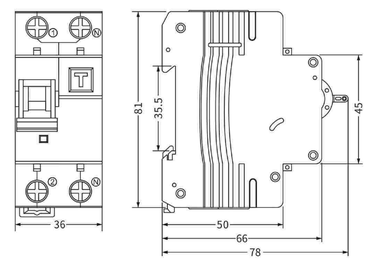

Order Code

Type	GDL3-40/CxA-1P+N(C curve A type 10mA)								GDL3-40/CxA-1P+N(C curve A type 30mA)							
Rated current	6A	8A	10A	16A	20A	25A	32A	40A	6A	8A	10A	16A	20A	25A	32A	40A
Order Code	262043	262044	262045	262046	262047	262048	262049	262050	262051	262052	262053	262054	262055	262056	262057	262058
Type	GDL3-40/CxA-1P+N(C curve A type 100mA)								GDL3-40/CxA-1P+N(C curve A type 300mA)							
Rated current	6A	8A	10A	16A	20A	25A	32A	40A	6A	8A	10A	16A	20A	25A	32A	40A
Order Code	262059	262060	262061	262062	262063	262064	262065	262066	262067	262068	262069	262070	262071	262072	262073	262074
Type	GDL3-40/CxA-1P+N(C curve AC type 10mA)								GDL3-40/CxA-1P+N(C curve AC type 30mA)							
Rated current	6A	8A	10A	16A	20A	25A	32A	40A	6A	8A	10A	16A	20A	25A	32A	40A
Order Code	262075	262076	262077	262078	262079	262080	262081	262082	262083	262084	262085	262086	262087	262088	262089	262090
Type	GDL3-40/CxA-1P+N(C curve AC type 100mA)								GDL3-40/CxA-1P+N(C curve AC type 300mA)							
Rated current	6A	8A	10A	16A	20A	25A	32A	40A	6A	8A	10A	16A	20A	25A	32A	40A
Order Code	262091	262092	262093	262094	262095	262096	262097	262098	262099	262100	262101	262102	262103	262104	262105	262106

LUXSOLAR

GDGL-125 Isolating switch

● GDDCL7-H-63 circuit breaker is used for DC rated voltage to 1000V, rated current to 63A line, for overload andshort circuit protection, and can also be used as an infrequent operation of the line. Circuit breakers are used in DC applications such as communications and photovoltaic system.

Circuit Diagram

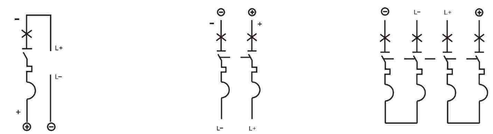

Size

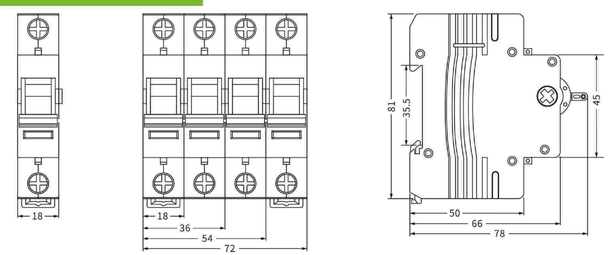

The main technical parameters

Electrical Features	
Type	GDGL-125
Rated current	32A,40A,50A,63A,80A,100A,125A
Pole	1P,2P,3P,4P
Rated voltage Ue	240/415V~
Insulation voltage Ui	500V
Rated frequency	50/60HZ
Rated impulse withstand voltage(1.5/50)Uimp	4kV
Dielectric test voltage at and ind.freq.for.1min	2.5kV
Utiliaztion category	AC-22A
Installation	
Contact position indicator	YES
Protection Class	IP20
Electrical ilfe	4000
Mechanical life	10000

Order Code

Type	Order Code(Rated current)						
	32A	40A	50A	63A	80A	100A	125A
GDGL-125/xxA-1P	262107	262108	262109	262110	262111	262112	262113
GDGL-125/xxA-2P	262114	262115	262116	262117	262118	262119	262120
GDGL-125/xxA-3P	262121	262122	262123	262124	262125	262126	262127
GDGL-125/xxA-4P	262128	262129	262130	262131	262132	262133	262134

GDTS-63/125 Manual Transfer Switch (MTS) Interlock Circuit Breaker

● GDTS Series can be used as a hand-operated miniaturedual power transfer switch. one side breaker closing, the other side of the circuit breaker government agencies and other special places with two main lines, often used with voltage regulators and other electrical appliances

Product Application

● GDTS Series can be used as a hand-operated miniature dual power transfer switch. In the case of FCOS Series is suitable for use in industrial, shopping malls, shops, one side breaker closing, the other side of the circuit breaker can only be kept disconnected, and the protection functions of the common power supply (mains) and standby power supply line switching can be realized. hospitals, mines, schools, government agencies and other special places with two main lines, often used with voltage regulators and other electrical appliances.

The main technical parameters

Type	GDTS-63	GDTS-125
Rated current	1-63A	63-125A
Pole	1P+1P,2P+2P,	
Rated working voltage	230/400V AC, 250/550V DC,	
Frequency	50HZ	
Rated breaking capacity	4000A	10000A

Size

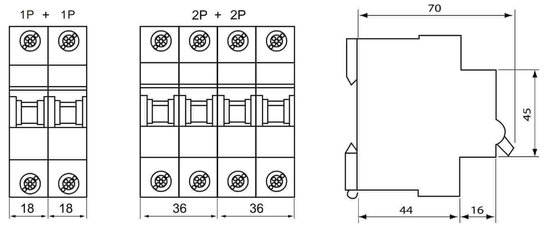

Order Code

Type	Order Code				
	1A	2A	3A	4A	5A
GDTS-63/xxA-1P+1P	262135	262136	262137	262138	262139
Rated current	6A	8A	10A	16A	20A
GDTS-63/xxA-1P+1P	262140	262141	262142	262143	262144
Rated current	25A	32A	40A	50A	63A
GDTS-63/xxA-1P+1P	262145	262146	262147	262148	262149
Rated current	1A	2A	3A	4A	5A
GDTS-63/xxA-2P+2P	262150	262151	262152	262153	262154
Rated current	6A	8A	10A	16A	20A
GDTS-63/xxA-2P+2P	262155	262156	262157	262158	262159
Rated current	25A	32A	40A	50A	63A
GDTS-63/xxA-2P+2P	262160	262161	262162	262163	262164

Type	Order Code			
	63A	80A	100A	125A
GDTS-125/xxA-1P+1P	262165	262166	262167	261668
Rated current	63A	80A	100A	125A
GDTS-125/xxA-2P+2P	262169	262170	262171	262172

GDCS-40 Modular Changeover Switch

- GDCS-40 Changeover Switch can switch on,Load and break the circuit under normal conditions, using as Switch Disconnectors.

Circuit Diagram

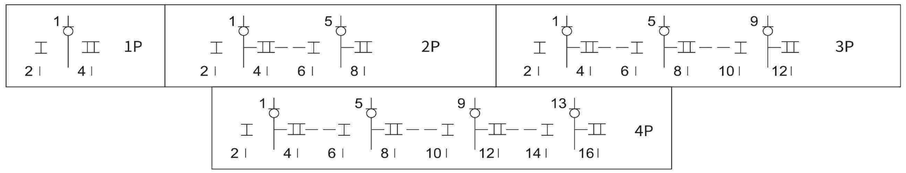

Size

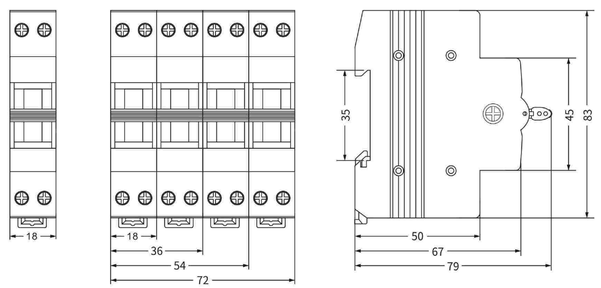

The main technical parameters

Electrical Features	
Type	GDCS-40
Rated current	16A,25A,32A,40A
Pole	1P,2P,3P,4P
Rated voltage Ue	240/415V~
Contact form	1-0-2
Installation	
Protection Class	IP20
Electrical ilfe	1500
Mechanical life	8500

Order Code

Type	Order Code(Rated current)			
	16A	25A	32A	40A
GDCS-40/xxA-1P	262173	262174	262175	262176
GDCS-40/xxA-2P	262177	262178	262179	262180
GDCS-40/xxA-3P	262181	262182	262183	262184
GDCS-40/xxA-4P	262185	262186	262187	262188

Modular Changeover Switch/For Power Supply System

GDCS-125 Modular Changeover Switch

- GDCS-40 Changeover Switch can switch on,Load and break the circuit under normal conditions, using as Switch Disconnectors.

Product Application

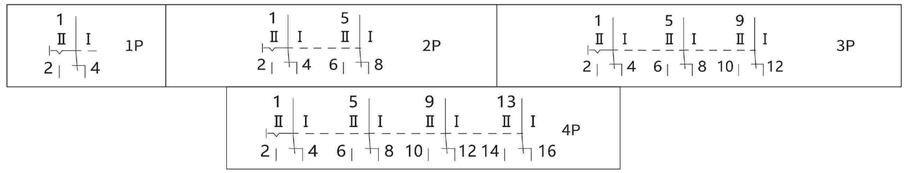

Size

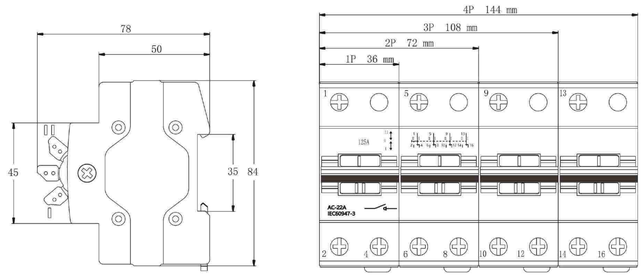



The main technical parameters

Electrical Features	
Type	GDCS-125
Rated current	63A,80A,100A,125A
Pole	1P,2P,3P,4P
Rated voltage Ue	240/415V~
Contact form	1-0-2
Installation	
Protection Class	IP20
Electrical ilfe	1500
Mechanical life	8500

Order Code

Type	Order Code(Rated current)			
	63A	80A	100A	125A
GDCS-40/xxA-1P	262189	262190	262191	262192
GDCS-40/xxA-2P	262193	262194	262195	262196
GDCS-40/xxA-3P	262197	262198	262199	262200
GDCS-40/xxA-4P	262201	262202	262203	262204

GDDC1-63 4.5kA DC MCB

- GDDC1-63 circuit breaker is used for DC rated voltage to 1000V, rated current to 63A line, for overload andshort circuit protection, and can also be used as an infrequent operation of the line. Circuit breakers are used in DC applications such as communications and photovoltaic system.

- In complicance with IEC/EN60947-2.
- With indicator function in the contact position.
- Maximum connecting ability of 25mm²,

Circuit Diagram

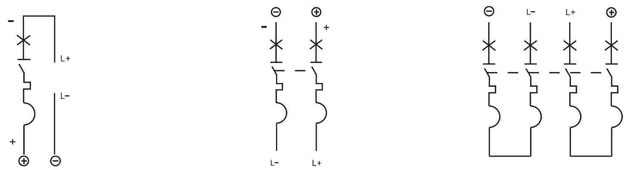

The main technical parameters

Electrical Features	
Type	GDDC1-63
Rated current	10A,16A,20A,25A,32A,40A,50A,63A,
Pole	1P,2P,4P
Rated voltage Ue	1P:250V,2P:500V,4P:1000V,
Insulation voltage Ui	1000V
Rated frequency	50/60HZ
Rated breaking capacity	4500A
Rated impulse withstand voltage(1.2/50)Uimp	4kV
Dielectric test voltage at and ind.freq.for.1min	2kV
Thermo-magnetic release characteristic	B,C,D
Electrical ilfe	4000
Mechanical life	10000
Installation	
Contact position indicator	YES
Protection Class	IP20
Reference temperature for setting of thermal element	30℃
Ambient temperature	-5~+40℃
Storage temperature	-25~+70℃
Terminal connection type	Cable/U-type busbar/Pin-type busbar
Terminal size top/bottom for cable	25mm² 18-3
Tightening torque	2.5N • m
Mounting	On DIN rail FN60715(35mm)
Connection	Top and bottom
Combination with accessories	
Auxillary contact	YES
Alarm contact	YES
Shunt release	YES
Under voltage release	YES

DC Miniature Circuit Breaker/For Photovoltaic System

GDDC1-63 4.5kA DC MCB

- GDDC1-63 circuit breaker is used for DC rated voltage to 1000V, rated current to 63A line, for overload andshort circuit protection, and can also be used as an infrequent operation of the line. Circuit breakers are used in DC applications such as communications and photovoltaic system.

Characteristics Curve

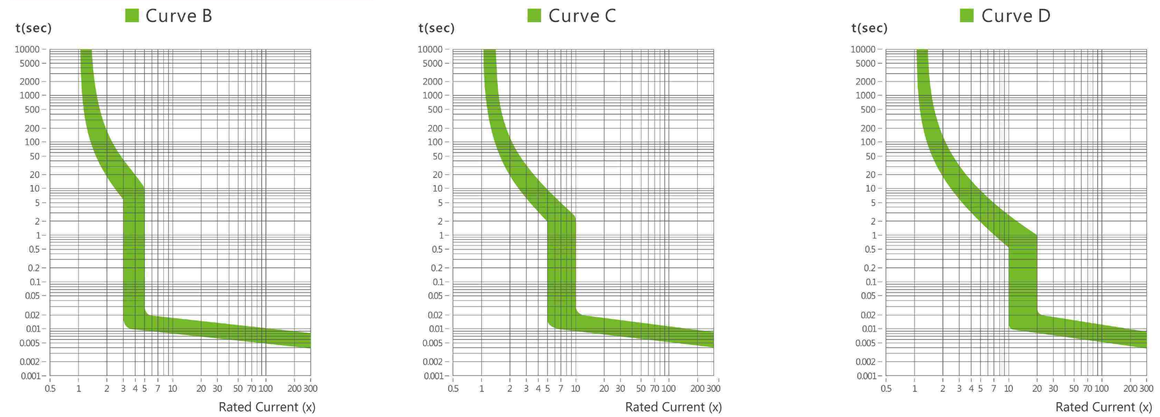

Characteristics Curve

Test	Test current	Initial state	Time limit for tripping or not tripping	Expected result	Remarks
a	1.05In	Cold state a	t≤1h	Not tripping	
b	1.30In	Right after test number a	t<1h	Tripping	The current is rising within 5s
c	8In	Cold state a	0.2s<t<15s (In≤32A) 0.2s<t≤30s (In>32A)	Tripping	
d	12In	Cold state a		Tripping	

Note: The terminology "Cold state" means that the test is performed at the base calibration temperature with no load prior to the test.

Size

Dimensions (mm)

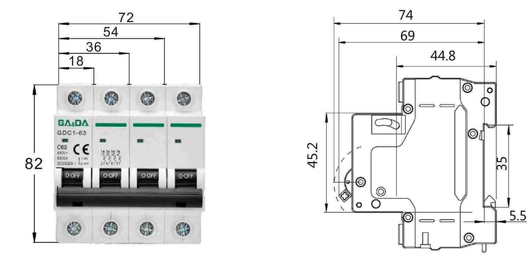

Order Code

Type(B curve)	Order Code(B curve)							
	10A	16A	20A	25A	32A	40A	50A	63A
GDDC1-63/BxA-1P/250V	260947	260948	260949	260950	260951	260952	260953	260954
GDDC1-63/BxA-2P/500V	260955	260956	260957	260958	260959	260960	260961	260962
GDDC1-63/BxA-2P/1000V	260963	260964	260965	260966	260967	260968	260969	260970
GDDC1-63/BxA-4P/1000V	260971	260972	260973	260974	260975	260976	260977	260978
Type(C curve)	Order Code(C curve)							
	10A	16A	20A	25A	32A	40A	50A	63A
GDDC1-63/CxA-1P/250V	260979	260980	260981	260982	260983	260984	260985	260986
GDDC1-63/CxA-2P/500V	260987	260988	260989	260990	260991	260992	260993	260994
GDDC1-63/CxA-2P/1000V	260995	260996	260997	260998	260999	261000	261001	261002
GDDC1-63/CxA-4P/1000V	261003	261004	261005	261006	261007	261008	261009	261010
Type(D curve)	Order Code(D curve)							
	10A	16A	20A	25A	32A	40A	50A	63A
GDDC1-63/DxA-1P/250V	261011	261012	261013	261014	261015	261016	261017	261018
GDDC1-63/DxA-2P/500V	261019	261020	261021	261022	261023	261024	261025	261026
GDDC1-63/DxA-2P/1000V	261027	261028	261029	261030	261031	261032	261033	261034
GDDC1-63/DxA-4P/1000V	261035	261036	261037	261038	261039	261040	261041	261042

GDDC2-63 6.0kA DC MCB

- GDDC2-63 circuit breaker is used for DC rated voltage to 1000V, rated current to 63A line, for overload andshort circuit protection, and can also be used as an infrequent operation of the line. Circuit breakers are used in DC applications such as communications and photovoltaic system.

- In complicance with IEC/EN60947-2.
- With indicator function in the contact position.
- Maximum connecting ability of 25mm²,

Circuit Diagram

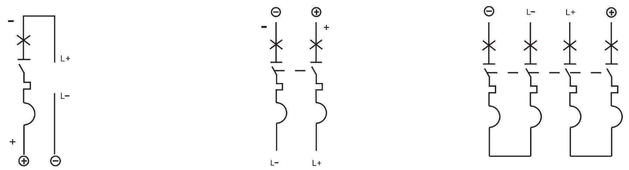

The main technical parameters

Electrical Features	
Type	GDDC2-63
Rated current	10A,16A,20A,25A,32A,40A,50A,63A,
Pole	1P,2P,4P
Rated voltage Ue	1P:250V,2P:500V,4P:1000V,
Insulation voltage Ui	1000V
Rated frequency	50/60HZ
Rated breaking capacity	6000A
Rated impulse withstand voltage(1.2/50)Uimp	4kV
Dielectric test voltage at and ind.freq.for.1min	2kV
Thermo-magnetic release characteristic	B,C,D
Electrical ilfe	4000
Mechanical life	10000
Installation	
Contact position indicator	YES
Protection Class	IP20
Reference temperature for setting of thermal element	30℃
Ambient temperature	-5~+40℃
Storage temperature	-25~+70℃
Terminal connection type	Cable/U-type busbar/Pin-type busbar
Terminal size top/bottom for cable	25mm² 18-3
Tightening torque	2.5N • m
Mounting	On DIN rail FN60715(35mm)
Connection	Top and bottom
Combination with accessories	
Auxillary contact	YES
Alarm contact	YES
Shunt release	YES
Under voltage release	YES

DC Miniature Circuit Breaker/For Photovoltaic System

GDDC2-63 6.0kA DC MCB

- GDDC2-63 circuit breaker is used for DC rated voltage to 1000V, rated current to 63A line, for overload andshort circuit protection, and can also be used as an infrequent operation of the line. Circuit breakers are used in DC applications such as communications and photovoltaic system.

Characteristics Curve

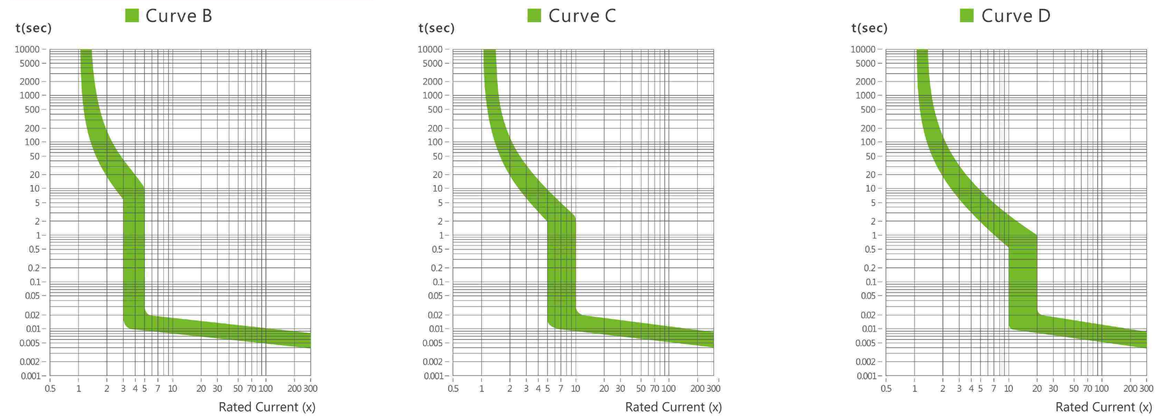

Characteristics Curve

Test	Test current	Initial state	Time limit for tripping or not tripping	Expected result	Remarks
a	1.05In	Cold state a	t≤1h	Not tripping	
b	1.30In	Right after test number a	t<1h	Tripping	The current is rising within 5s
c	8In	Cold state a	0.2s<t<15s (In≤32A) 0.2s<t≤30s (In>32A)	Tripping	
d	12In	Cold state a		Tripping	

Note: The terminology "Cold state" means that the test is performed at the base calibration temperature with no load prior to the test.

Size

Dimensions (mm)

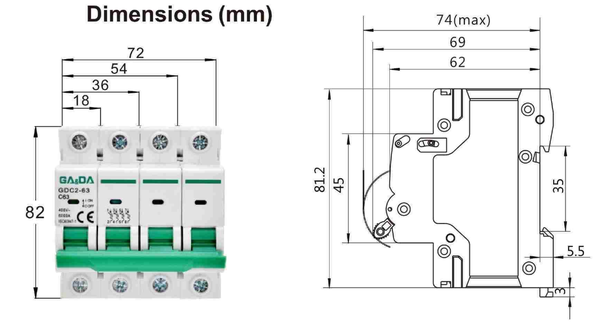

Order Code

Type(B curve)	Order Code(B curve)							
	10A	16A	20A	25A	32A	40A	50A	63A
GDDC2-63/BxA-1P/250V	261043	261044	261045	261046	261047	261048	261049	261050
GDDC2-63/BxA-2P/500V	261051	261052	261053	261054	261055	261056	261057	261058
GDDC2-63/BxA-2P/1000V	261059	261060	261061	261062	261063	261064	261065	261066
GDDC2-63/BxA-4P/1000V	261067	261068	261069	261070	261071	261072	261073	261074
Type(C curve)	Order Code(C curve)							
	10A	16A	20A	25A	32A	40A	50A	63A
GDDC2-63/CxA-1P/250V	261075	261076	261077	261078	261079	261080	261081	261082
GDDC2-63/CxA-2P/500V	261083	261084	261085	261086	261087	261088	261089	261090
GDDC2-63/CxA-2P/1000V	261091	261092	261093	261094	261095	261096	261097	261098
GDDC2-63/CxA-4P/1000V	261099	261100	261101	261102	261103	261104	261105	261106
Type(D curve)	Order Code(D curve)							
	10A	16A	20A	25A	32A	40A	50A	63A
GDDC2-63/DxA-1P/250V	261107	261108	261109	261110	261111	261112	261113	261114
GDDC2-63/DxA-2P/500V	261115	261116	261117	261118	261119	261120	261121	261122
GDDC2-63/DxA-2P/1000V	261123	261124	261125	261126	261127	261128	261129	261130
GDDC2-63/DxA-4P/1000V	261131	261132	261133	261134	261135	261136	261137	261138

GDDC3-63 6.0kA DC MCB

- GDDC3-63 circuit breaker is used for DC rated voltage to 1000V, rated current to 63A line, for overload andshort circuit protection, and can also be used as an infrequent operation of the line. Circuit breakers are used in DC applications such as communications and photovoltaic system.

- In complicance with IEC/EN60947-2.
- With indicator function in the contact position.
- Maximum connecting ability of 25mm²,

Circuit Diagram

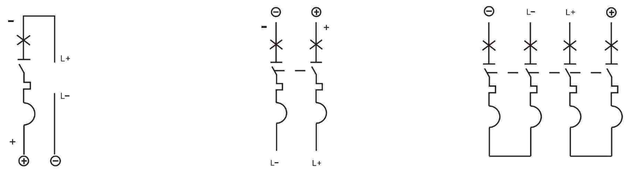

The main technical parameters

Electrical Features	
Type	GDDC3-63
Rated current	10A,16A,20A,25A,32A,40A,50A,63A,
Pole	1P,2P,4P
Rated voltage Ue	1P:250V,2P:500V,4P:1000V,
Insulation voltage Ui	1000V
Rated frequency	50/60HZ
Rated breaking capacity	6000A
Rated impulse withstand voltage(1.2/50)Uimp	6kV
Dielectric test voltage at and ind.freq.for.1min	2kV
Thermo-magnetic release characteristic	B,C,D
Electrical ilfe	8000
Mechanical life	10000
Installation	
Contact position indicator	YES
Protection Class	IP20
Reference temperature for setting of thermal element	30℃
Ambient temperature	-5~+40℃
Storage temperature	-25~+70℃
Terminal connection type	Cable/U-type busbar/Pin-type busbar
Terminal size top/bottom for cable	25mm² 18-3
Tightening torque	2.5N • m
Mounting	On DIN rail FN60715(35mm)
Connection	Top and bottom
Combination with accessories	
Auxillary contact	YES
Alarm contact	YES
Shunt release	YES
Under voltage release	YES

DC Miniature Circuit Breaker/For Photovoltaic System

GDDC3-63 6.0kA DC MCB

- GDDC3-63 circuit breaker is used for DC rated voltage to 1000V, rated current to 63A line, for overload andshort circuit protection, and can also be used as an infrequent operation of the line. Circuit breakers are used in DC applications such as communications and photovoltaic system.

Characteristics Curve

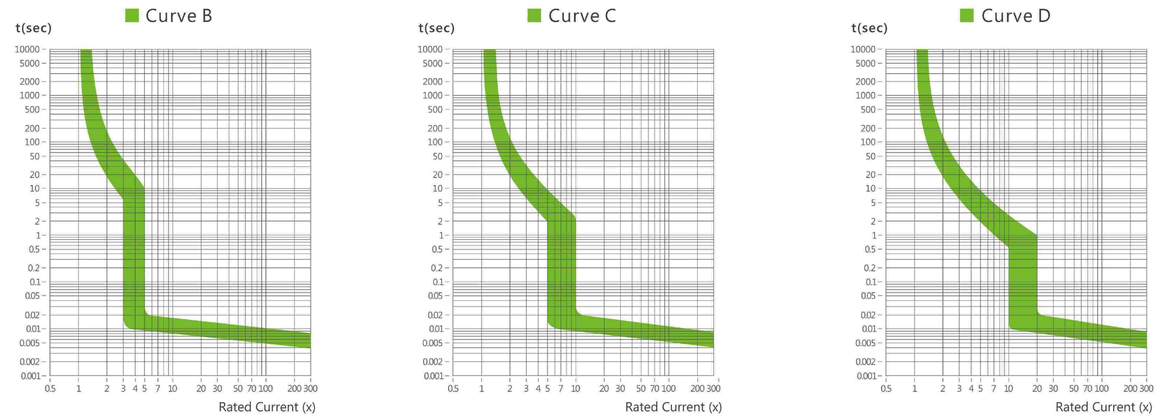

Characteristics Curve

Test	Test current	Initial state	Time limit for tripping or not tripping	Expected result	Remarks
a	1.05In	Cold state a	t≤1h	Not tripping	
b	1.30In	Right after test number a	t<1h	Tripping	The current is rising within 5s
c	8In	Cold state a	0.2s<t<15s (In≤32A) 0.2s<t≤30s (In>32A)	Tripping	
d	12In	Cold state a		Tripping	

Note: The terminology "Cold state" means that the test is performed at the base calibration temperature with no load prior to the test.

Size

Dimensions (mm)

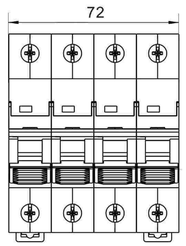

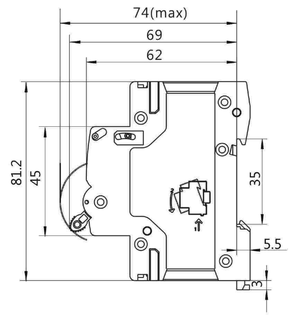

Order Code

Type(B curve)	Order Code(B curve)							
	10A	16A	20A	25A	32A	40A	50A	63A
GDDC3-63/BxA-1P/250V	261139	261140	261141	261142	261143	261144	261145	261146
GDDC3-63/BxA-2P/500V	261147	261148	261149	261150	261151	261152	261153	261154
GDDC3-63/BxA-2P/1000V	261155	261156	261157	261158	261159	261160	261161	261162
GDDC3-63/BxA-4P/1000V	261163	261164	261165	261166	261167	261168	261169	261170
Type(C curve)	Order Code(C curve)							
	10A	16A	20A	25A	32A	40A	50A	63A
GDDC3-63/CxA-1P/250V	261171	261172	261173	261174	261175	261176	261177	261178
GDDC3-63/CxA-2P/500V	261179	261180	261181	261182	261183	261184	261185	261186
GDDC3-63/CxA-2P/1000V	261187	261188	261189	261190	261191	261192	261193	261194
GDDC3-63/CxA-4P/1000V	261195	261196	261197	261198	261199	261200	261201	261202
Type(D curve)	Order Code(D curve)							
	10A	16A	20A	25A	32A	40A	50A	63A
GDDC3-63/DxA-1P/250V	261203	261204	261205	261206	261207	261208	261209	261210
GDDC3-63/DxA-2P/500V	261211	261212	261213	261214	261215	261216	261217	261218
GDDC3-63/DxA-2P/1000V	261219	261220	261221	261222	261223	261224	261225	261226
GDDC3-63/DxA-4P/1000V	261227	261228	261229	261230	261231	261232	261233	261234

GDDC3-63 6.0kA DC MCB

- GDDC3-63 circuit breaker is used for DC rated voltage to 1000V, rated current to 63A line, for overload andshort circuit protection, and can also be used as an infrequent operation of the line. Circuit breakers are used in DC applications such as communications and photovoltaic system.

- In complicance with IEC/EN60947-2.
- With indicator function in the contact position.
- Maximum connecting ability of 25mm²,

Circuit Diagram

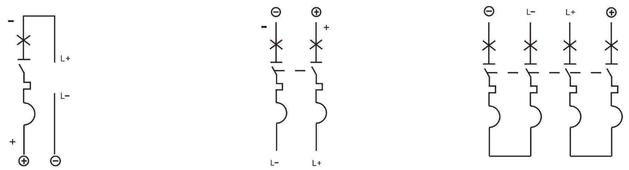

The main technical parameters

Electrical Features	
Type	GDDC3-63
Rated current	10A,16A,20A,25A,32A,40A,50A,63A,
Pole	1P,2P,4P
Rated voltage Ue	1P:250V,2P:500V,4P:1000V,
Insulation voltage Ui	1000V
Rated frequency	50/60HZ
Rated breaking capacity	6000A
Rated impulse withstand voltage(1.2/50)Uimp	6kV
Dielectric test voltage at and ind.freq.for.1min	2kV
Thermo-magnetic release characteristic	B,C,D
Electrical ilfe	8000
Mechanical life	10000
Installation	
Contact position indicator	YES
Protection Class	IP20
Reference temperature for setting of thermal element	30℃
Ambient temperature	-5~+40℃
Storage temperature	-25~+70℃
Terminal connection type	Cable/U-type busbar/Pin-type busbar
Terminal size top/bottom for cable	25mm² 18-3
Tightening torque	2.5N • m
Mounting	On DIN rail FN60715(35mm)
Connection	Top and bottom
Combination with accessories	
Auxillary contact	YES
Alarm contact	YES
Shunt release	YES
Under voltage release	YES

DC Miniature Circuit Breaker/For Photovoltaic System

GDDC3-63 6.0kA DC MCB

- GDDC3-63 circuit breaker is used for DC rated voltage to 1000V, rated current to 63A line, for overload andshort circuit protection, and can also be used as an infrequent operation of the line. Circuit breakers are used in DC applications such as communications and photovoltaic system.

Characteristics Curve

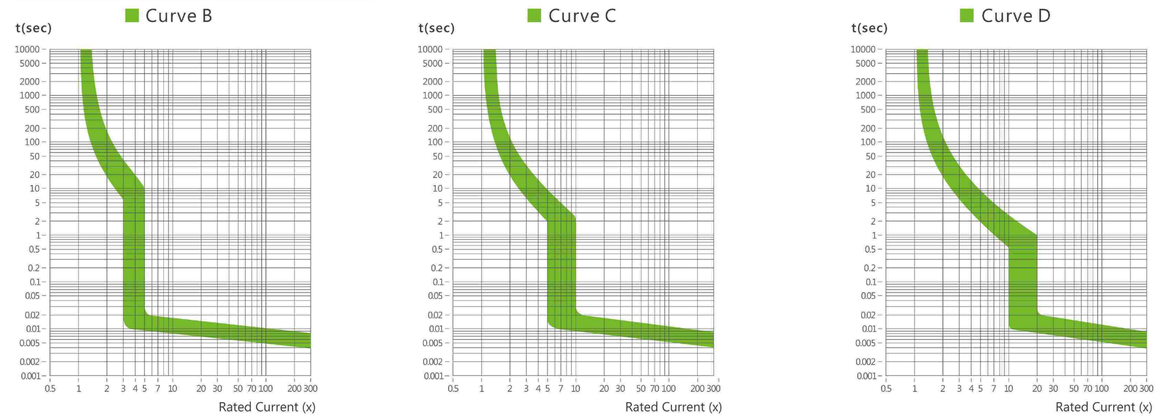

Characteristics Curve

Test	Test current	Initial state	Time limit for tripping or not tripping	Expected result	Remarks
a	1.05In	Cold state a	t≤1h	Not tripping	
b	1.30In	Right after test number a	t<1h	Tripping	The current is rising within 5s
c	8In	Cold state a	0.2s<t<15s (In≤32A) 0.2s<t≤30s (In>32A)	Tripping	
d	12In	Cold state a		Tripping	

Note: The terminology "Cold state" means that the test is performed at the base calibration temperature with no load prior to the test.

Size

Dimensions (mm)

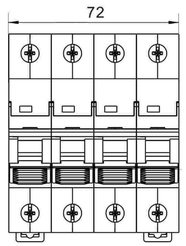

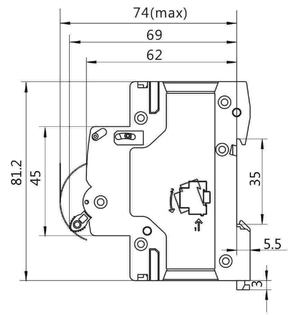

Order Code

Type(B curve)	Order Code(B curve)							
	10A	16A	20A	25A	32A	40A	50A	63A
GDDC3-63/BxA-1P/250V	261139	261140	261141	261142	261143	261144	261145	261146
GDDC3-63/BxA-2P/500V	261147	261148	261149	261150	261151	261152	261153	261154
GDDC3-63/BxA-2P/1000V	261155	261156	261157	261158	261159	261160	261161	261162
GDDC3-63/BxA-4P/1000V	261163	261164	261165	261166	261167	261168	261169	261170
Type(C curve)	Order Code(C curve)							
	10A	16A	20A	25A	32A	40A	50A	63A
GDDC3-63/CxA-1P/250V	261171	261172	261173	261174	261175	261176	261177	261178
GDDC3-63/CxA-2P/500V	261179	261180	261181	261182	261183	261184	261185	261186
GDDC3-63/CxA-2P/1000V	261187	261188	261189	261190	261191	261192	261193	261194
GDDC3-63/CxA-4P/1000V	261195	261196	261197	261198	261199	261200	261201	261202
Type(D curve)	Order Code(D curve)							
	10A	16A	20A	25A	32A	40A	50A	63A
GDDC3-63/DxA-1P/250V	261203	261204	261205	261206	261207	261208	261209	261210
GDDC3-63/DxA-2P/500V	261211	261212	261213	261214	261215	261216	261217	261218
GDDC3-63/DxA-2P/1000V	261219	261220	261221	261222	261223	261224	261225	261226
GDDC3-63/DxA-4P/1000V	261227	261228	261229	261230	261231	261232	261233	261234

GDDCL7-63 10.0kA DC MCB

- GDDCL7-63 circuit breaker is used for DC rated voltage to 1000V, rated current to 63A line, for overload andshort circuit protection, and can also be used as an infrequent operation of the line. Circuit breakers are used in DC applications such as communications and photovoltaic system.

- In complicance with IEC/EN60947-2.
- With indicator function in the contact position.
- Maximum connecting ability of 25mm²,

Circuit Diagram

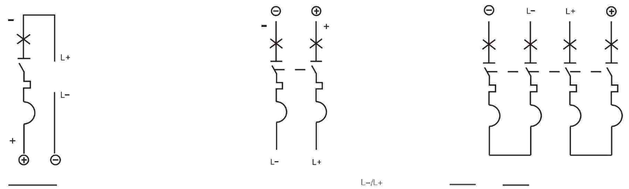

The main technical parameters

Electrical Features	
Type	GDDL7-63
Rated current	10A,16A,20A,25A,32A,40A,50A,63A,
Pole	1P,2P,4P
Rated voltage Ue	1P:250V,2P:500V,4P:1000V,
Insulation voltage Ui	1000V
Rated frequency	50/60HZ
Rated breaking capacity	6000/10000A
Rated impulse withstand voltage(1.2/50)Uimp	6kV
Dielectric test voltage at and ind.freq.for.1min	2kV
Thermo-magnetic release characteristic	B,C,D
Electrical ilfe	8000
Mechanical life	10000
Installation	
Contact position indicator	YES
Protection Class	IP20
Reference temperature for setting of thermal element	30℃
Ambient temperature	-5~+40℃
Storage temperature	-25~+70℃
Terminal connection type	Cable/U-type busbar/Pin-type busbar
Terminal size top/bottom for cable	25mm² 18-3
Tightening torque	2.5N • m
Mounting	On DIN rail FN60715(35mm)
Connection	Top and bottom
Combination with accessories	
Auxillary contact	YES
Alarm contact	YES
Shunt release	YES
Under voltage release	YES

DC Miniature Circuit Breaker/For Photovoltaic System

GDDCL7-63 10.0kA DC MCB

- GDDCL7-63 circuit breaker is used for DC rated voltage to 1000V, rated current to 63A line, for overload andshort circuit protection, and can also be used as an infrequent operation of the line. Circuit breakers are used in DC applications such as communications and photovoltaic system.

Characteristics Curve

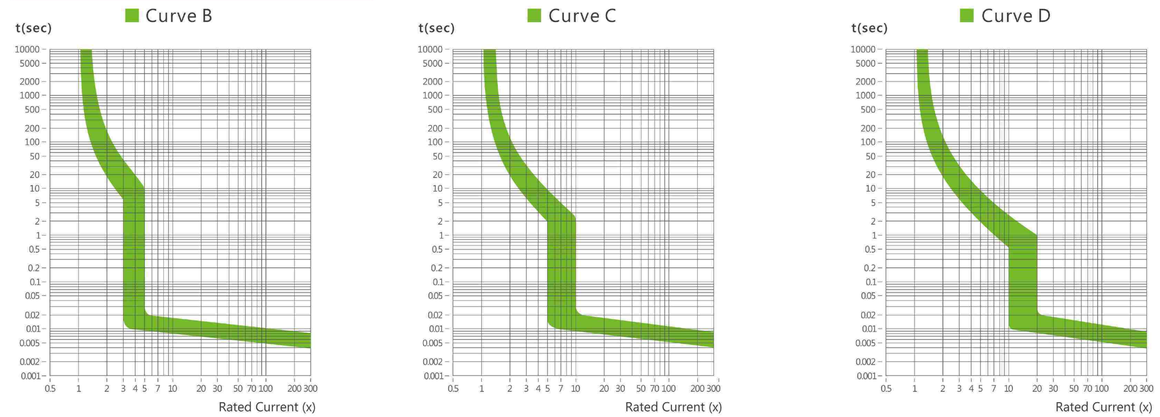

Characteristics Curve

Test	Test current	Initial state	Time limit for tripping or not tripping	Expected result	Remarks
a	1.05In	Cold state a	t≤1h	Not tripping	
b	1.30In	Right after test number a	t<1h	Tripping	The current is rising within 5s
c	8In	Cold state a	0.2s<t<15s (In≤32A) 0.2s<t≤30s (In>32A)	Tripping	
d	12In	Cold state a		Tripping	

Note: The terminology "Cold state" means that the test is performed at the base calibration temperature with no load prior to the test.

Size

Dimensions (mm)

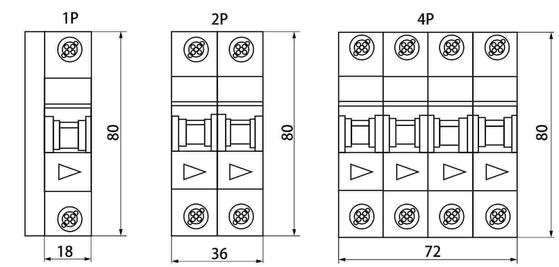

Order Code

Type(B curve)	Order Code(B curve)							
	10A	16A	20A	25A	32A	40A	50A	63A
GDDCL7-63/BxA-1P/250V	261331	261332	261333	261334	261335	261336	261337	261338
GDDCL7-63/BxA-2P/500V	261339	261340	261341	261342	261343	261344	261345	261346
GDDCL7-63/BxA-2P/1000V	261347	261348	261349	261350	261351	261352	261353	261354
GDDCL7-63/BxA-4P/1000V	261355	261356	261357	261358	261359	261360	261361	261362
Type(C curve)	Order Code(C curve)							
	10A	16A	20A	25A	32A	40A	50A	63A
GDDCL7-63/CxA-1P/250V	261363	261364	261365	261366	261367	261368	261369	261370
GDDCL7-63/CxA-2P/500V	261371	261372	261373	261374	261375	261376	261377	261378
GDDCL7-63/CxA-2P/1000V	261379	261380	261381	261382	261383	261384	261385	261386
GDDCL7-63/CxA-4P/1000V	261387	261388	261389	261390	261391	261392	261393	261394
Type(D curve)	Order Code(D curve)							
	10A	16A	20A	25A	32A	40A	50A	63A
GDDCL7-63/DxA-1P/250V	261395	261396	261397	261398	261399	261400	261401	261402
GDDCL7-63/DxA-2P/500V	261403	261404	261405	261406	261407	261408	261409	261410
GDDCL7-63/DxA-2P/1000V	261411	261412	261413	261414	261415	261416	261417	261418
GDDCL7-63/DxA-4P/1000V	261419	261420	261421	261422	261423	261424	261425	261426

GDDC1-125 10kA DC MCB

- GDDC1-125 circuit breaker is used for DC rated voltage to 1000V, rated current to 125A line, for overload andshort circuit protection, and can also be used as an infrequent operation of the line. Circuit breakers are used in DC applications such as communications and photovoltaic system.

- In complicance with IEC/EN60947-2.
- With indicator function in the contact position.
- Maximum connecting ability of 25mm²,

Circuit Diagram

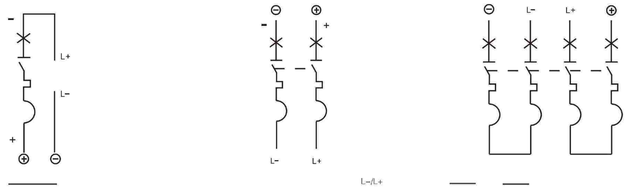

The main technical parameters

Electrical Features	
Type	GDDC1-125
Rated current	63A,80A,100A,125A
Pole	1P,2P,4P
Rated voltage Ue	1P:250V,2P:500V,4P:1000V,
Insulation voltage Ui	1000V
Rated frequency	50/60HZ
Rated breaking capacity	6000/10000A
Rated impulse withstand voltage(1.2/50)Uimp	6kV
Dielectric test voltage at and ind.freq.for.1min	2kV
Thermo-magnetic release characteristic	B,C,D
Electrical ilfe	8000
Mechanical life	10000
Installation	
Contact position indicator	YES
Protection Class	IP20
Reference temperature for setting of thermal element	30℃
Ambient temperature	-5~+40℃
Storage temperature	-25~+70℃
Terminal connection type	Cable/U-type busbar/Pin-type busbar
Terminal size top/bottom for cable	25mm² 18-3
Tightening torque	2.5N • m
Mounting	On DIN rail FN60715(35mm)
Connection	Top and bottom
Combination with accessories	
Auxillary contact	YES
Alarm contact	YES
Shunt release	YES
Under voltage release	YES

DC Miniature Circuit Breaker/For Photovoltaic System

GDDC1-125 10kA DC MCB

- GDDC1-125 circuit breaker is used for DC rated voltage to 1000V, rated current to 125A line, for overload andshort circuit protection, and can also be used as an infrequent operation of the line. Circuit breakers are used in DC applications such as communications and photovoltaic system.

Characteristics Curve

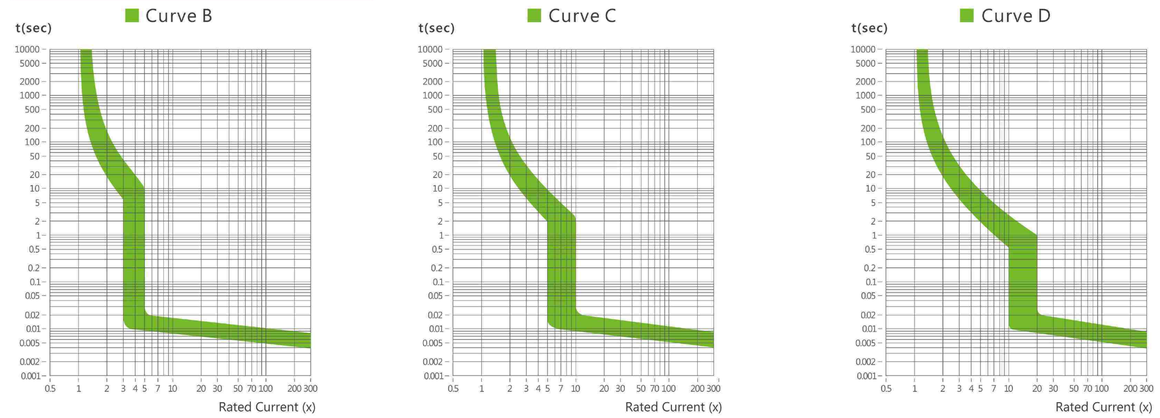

Characteristics Curve

	Thermal Tripping			Magnetic Tripping		
As per IEC60898	No tripping current	Tripping current I_2	Time Limits t	Hold current I_4	Trip current I_5	Time Limits t
B Curve	$1.13\times I_N$	$1.45\times I_N$	⩾1h <1h	$3\times I_N$	$5\times I_N$	⩾0.1s <0.1s
C Curve	$1.13\times I_N$	$1.45\times I_N$	⩾1h <1h	$5\times I_N$	$10\times I_N$	⩾0.1s <0.1s
D Curve	$1.13\times I_N$	$1.45\times I_N$	⩾1h <1h	$10\times I_N$	$20\times I_N$	⩾0.1s <0.1s

Size

Dimensions (mm)

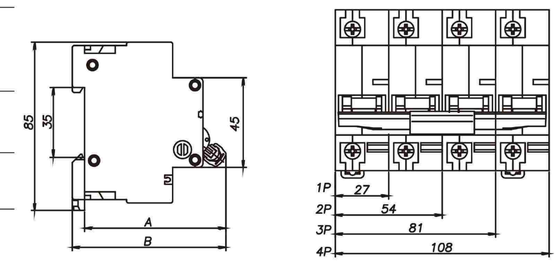

Order Code

Type(B curve)	Order Code(B curve)			
	63A	80A	100A	125A
GDDC1-125/BxA-1P/250V	261523	261524	261525	261526
GDDC1-125/BxA-2P/500V	261527	261528	261529	261530
GDDC1-125/BxA-2P/1000V	261531	261532	261533	261534
GDDC1-125/BxA-4P/1000V	261535	261536	261537	261538
Type(C curve)	**Order Code(C curve)**			
	63A	80A	100A	125A
GDDC1-125/CxA-1P/250V	261539	261540	261541	261542
GDDC1-125/CxA-2P/500V	261543	261544	261545	261546
GDDC1-125/CxA-2P/1000V	261547	261548	261549	261550
GDDC1-125/CxA-4P/1000V	261551	261552	261553	261554
Type(D curve)	**Order Code(D curve)**			
	63A	80A	100A	125A
GDDC1-125/DxA-1P/250V	261555	261556	261557	261558
GDDC1-125/DxA-2P/500V	261559	261560	261561	261562
GDDC1-125/DxA-2P/1000V	261563	261564	261565	261566
GDDC1-125/DxA-4P/1000V	261567	261568	261569	261570

GDDC1-125 10kA DC MCB

- GDDC1-125 circuit breaker is used for DC rated voltage to 1000V, rated current to 125A line, for overload andshort circuit protection, and can also be used as an infrequent operation of the line. Circuit breakers are used in DC applications such as communications and photovoltaic system.

- In complicance with IEC/EN60947-2.
- With indicator function in the contact position.
- Maximum connecting ability of 25mm²,

Circuit Diagram

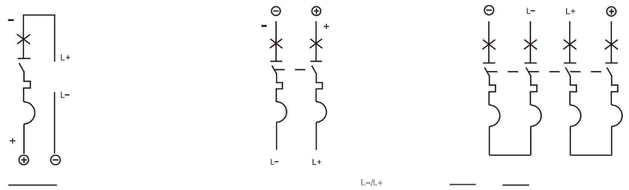

The main technical parameters

Electrical Features	
Type	GDDC1-125
Rated current	63A,80A,100A,125A
Pole	1P,2P,4P
Rated voltage Ue	1P:250V,2P:500V,4P:1000V,
Insulation voltage Ui	1000V
Rated frequency	50/60HZ
Rated breaking capacity	6000/10000A
Rated impulse withstand voltage(1.2/50)Uimp	6kV
Dielectric test voltage at and ind.freq.for.1min	2kV
Thermo-magnetic release characteristic	B,C,D
Electrical ilfe	8000
Mechanical life	10000
Installation	
Contact position indicator	YES
Protection Class	IP20
Reference temperature for setting of thermal element	30℃
Ambient temperature	-5~+40℃
Storage temperature	-25~+70℃
Terminal connection type	Cable/U-type busbar/Pin-type busbar
Terminal size top/bottom for cable	25mm² 18-3
Tightening torque	2.5N • m
Mounting	On DIN rail FN60715(35mm)
Connection	Top and bottom
Combination with accessories	
Auxillary contact	YES
Alarm contact	YES
Shunt release	YES
Under voltage release	YES

DC Miniature Circuit Breaker/For Photovoltaic System

GDDC1-125 10kA DC MCB

- GDDC1-125 circuit breaker is used for DC rated voltage to 1000V, rated current to 125A line, for overload andshort circuit protection, and can also be used as an infrequent operation of the line. Circuit breakers are used in DC applications such as communications and photovoltaic system.

Characteristics Curve

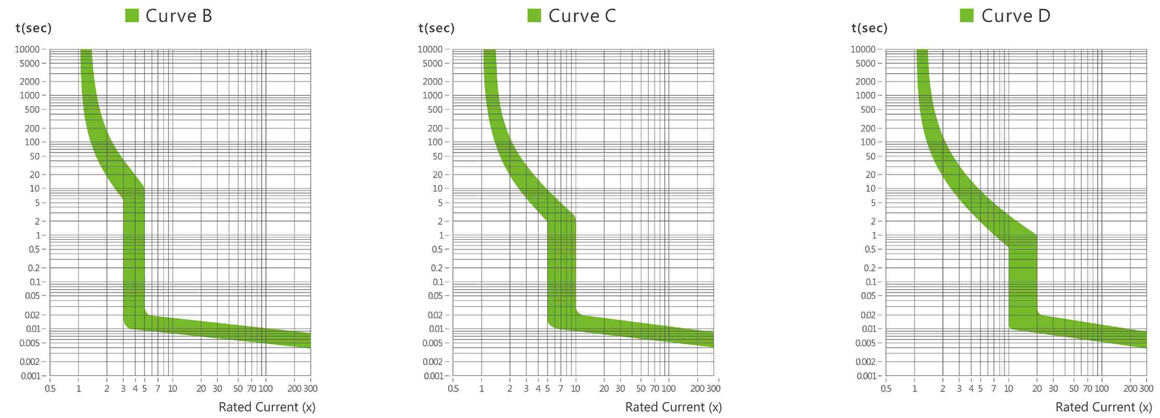

Characteristics Curve

	Thermal Tripping			Magnetic Tripping		
As per IEC60898	No tripping current	Tripping current I_2	Time Limits t	Hold current I_4	Trip current I_5	Time Limits t
B Curve	$1.13\times I_N$	$1.45\times I_N$	⩾1h <1h	$3\times I_N$	$5\times I_N$	⩾0.1s <0.1s
C Curve	$1.13\times I_N$	$1.45\times I_N$	⩾1h <1h	$5\times I_N$	$10\times I_N$	⩾0.1s <0.1s
D Curve	$1.13\times I_N$	$1.45\times I_N$	⩾1h <1h	$10\times I_N$	$20\times I_N$	⩾0.1s <0.1s

Size

Dimensions (mm)

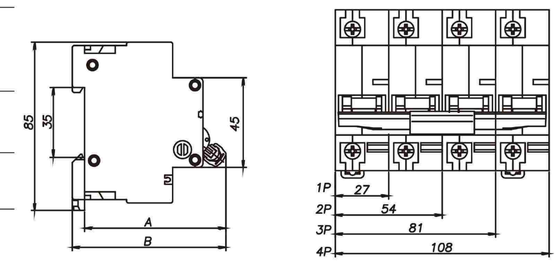

Order Code

Type(B curve)	Order Code(B curve)			
	63A	80A	100A	125A
GDDC1-125/BxA-1P/250V	261523	261524	261525	261526
GDDC1-125/BxA-2P/500V	261527	261528	261529	261530
GDDC1-125/BxA-2P/1000V	261531	261532	261533	261534
GDDC1-125/BxA-4P/1000V	261535	261536	261537	261538
Type(C curve)	Order Code(C curve)			
	63A	80A	100A	125A
GDDC1-125/CxA-1P/250V	261539	261540	261541	261542
GDDC1-125/CxA-2P/500V	261543	261544	261545	261546
GDDC1-125/CxA-2P/1000V	261547	261548	261549	261550
GDDC1-125/CxA-4P/1000V	261551	261552	261553	261554
Type(D curve)	Order Code(D curve)			
	63A	80A	100A	125A
GDDC1-125/DxA-1P/250V	261555	261556	261557	261558
GDDC1-125/DxA-2P/500V	261559	261560	261561	261562
GDDC1-125/DxA-2P/1000V	261563	261564	261565	261566
GDDC1-125/DxA-4P/1000V	261567	261568	261569	261570

GDDC4-63 10.0kA DC MCB Nonpolarity

- GDDC4-63 circuit breaker is used for DC rated voltage to 1000V, rated current to 63A line, for overload andshort circuit protection, and can also be used as an infrequent operation of the line. Circuit breakers are used in DC applications such as communications and photovoltaic system.

- In complicance with IEC/EN60947-2.
- With indicator function in the contact position.
- Maximum connecting ability of 25mm²,

Circuit Diagram

1P: 250V DC

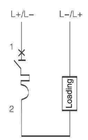

2P: 500V DC

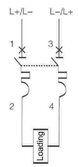

3P: 750V DC

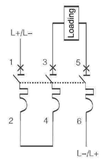

4P: 1000V DC

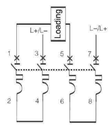

The main technical parameters

Electrical Features	
Type	GDDC4-63
Rated current	10A,16A,20A,25A,32A,40A,50A,63A,
Pole	1P,2P,3P,4P
Rated voltage Ue	1P:250V,2P:500V,3P:750V,4P:1000V,
Insulation voltage Ui	1000V
Rated frequency	50/60HZ
Rated breaking capacity	6000/10000A
Rated impulse withstand voltage(1.2/50)Uimp	8kV
Dielectric test voltage at and ind.freq.for.1min	2kV
Thermo-magnetic release characteristic	B,C,D
Electrical ilfe	8000
Mechanical life	10000
Installation	
Contact position indicator	YES
Protection Class	IP20
Reference temperature for setting of thermal element	30℃
Ambient temperature	-5~+40℃
Storage temperature	-25~+70℃
Terminal connection type	Cable/U-type busbar/Pin-type busbar
Terminal size top/bottom for cable	25mm² 18-3
Tightening torque	2.5N • m
Mounting	On DIN rail FN60715(35mm)
Connection	Top and bottom
Combination with accessories	
Auxillary contact	YES
Alarm contact	YES
Shunt release	YES
Under voltage release	YES

DC Miniature Circuit Breaker/For Photovoltaic System

GDDC4-63 10.0kA DC MCB Nonpolarity

- GDDC4-63 circuit breaker is used for DC rated voltage to 1000V, rated current to 63A line, for overload andshort circuit protection, and can also be used as an infrequent operation of the line. Circuit breakers are used in DC applications such as communications and photovoltaic system.

Characteristics Curve

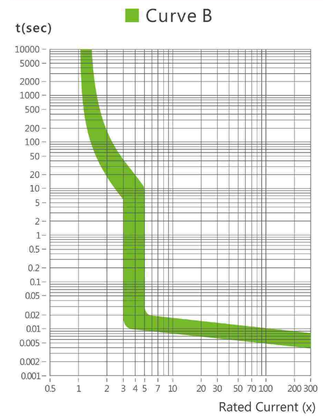

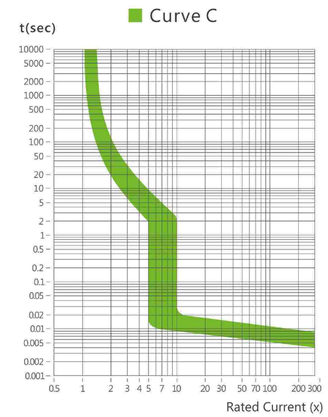

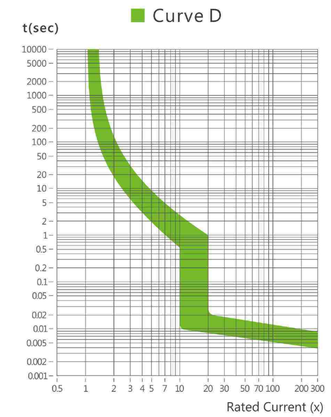

Characteristics Curve

Test	Test current	Initial state	Time limit for tripping or not tripping	Expected result	Remarks
a	1.05In	Cold state a	t≤1h	Not tripping	
b	1.30In	Right after test number a	t<1h	Tripping	The current is rising within 5s
c	8In	Cold state a	0.2s<t<15s (In≤32A) 0.2s<t≤30s (In>32A)	Tripping	
d	12In	Cold state a		Tripping	

Note: The terminology "Cold state" means that the test is performed at the base calibration temperature with no load prior to the test.

Size

Dimensions (mm)

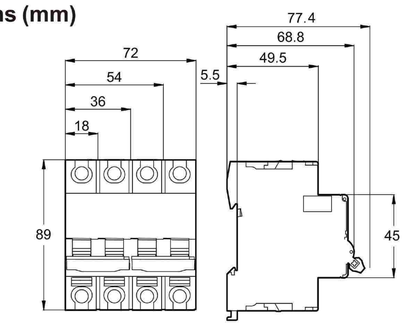

Order Code

Type(B curve)	Order Code(B curve)							
	10A	16A	20A	25A	32A	40A	50A	63A
GDDC4-63/BxA-1P/250V	261235	261236	261237	261238	261239	261240	261241	261242
GDDC4-63/BxA-2P/500V	261243	261244	261245	261246	261247	261248	261249	261250
GDDC4-63/BxA-3P/750V	261251	261252	261253	261254	261255	261256	261257	261258
GDDC4-63/BxA-4P/1000V	261259	261260	261261	261262	261263	261264	261265	261266
Type(C curve)	Order Code(C curve)							
	10A	16A	20A	25A	32A	40A	50A	63A
GDDC4-63/CxA-1P/250V	261267	261268	261269	261270	261271	261272	261273	261274
GDDC4-63/CxA-2P/500V	261275	261276	261277	261278	261279	261280	261281	261282
GDDC4-63/CxA-3P/750V	261283	261284	261285	261286	261287	261288	261289	261290
GDDC4-63/CxA-4P/1000V	261291	261292	261293	261294	261295	261296	261297	261298
Type(D curve)	Order Code(D curve)							
	10A	16A	20A	25A	32A	40A	50A	63A
GDDC4-63/DxA-1P/250V	261299	261300	261301	261302	261303	261304	261305	261306
GDDC4-63/DxA-2P/500V	261307	261308	261309	261310	261311	261312	261313	261314
GDDC4-63/DxA-3P/750V	261315	261316	261317	261318	261319	261320	261321	261322
GDDC4-63/DxA-4P/1000V	261323	261324	261325	261326	261327	261328	261329	261330

GDDC4-63 10.0kA DC MCB Nonpolarity

- GDDC4-63 circuit breaker is used for DC rated voltage to 1000V, rated current to 63A line, for overload andshort circuit protection, and can also be used as an infrequent operation of the line. Circuit breakers are used in DC applications such as communications and photovoltaic system.

- In complicance with IEC/EN60947-2.
- With indicator function in the contact position.
- Maximum connecting ability of 25mm²,

Circuit Diagram

1P: 250V DC

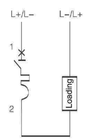

2P: 500V DC

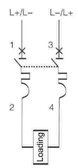

3P: 750V DC

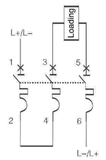

4P: 1000V DC

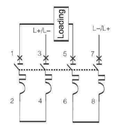

The main technical parameters

Electrical Features	
Type	GDDC4-63
Rated current	10A,16A,20A,25A,32A,40A,50A,63A,
Pole	1P,2P,3P,4P
Rated voltage Ue	1P:250V,2P:500V,3P:750V,4P:1000V,
Insulation voltage Ui	1000V
Rated frequency	50/60HZ
Rated breaking capacity	6000/10000A
Rated impulse withstand voltage(1.2/50)Uimp	8kV
Dielectric test voltage at and ind.freq.for.1min	2kV
Thermo-magnetic release characteristic	B,C,D
Electrical ilfe	8000
Mechanical life	10000
Installation	
Contact position indicator	YES
Protection Class	IP20
Reference temperature for setting of thermal element	30℃
Ambient temperature	-5~+40℃
Storage temperature	-25~+70℃
Terminal connection type	Cable/U-type busbar/Pin-type busbar
Terminal size top/bottom for cable	25mm² 18-3
Tightening torque	2.5N • m
Mounting	On DIN rail FN60715(35mm)
Connection	Top and bottom
Combination with accessories	
Auxillary contact	YES
Alarm contact	YES
Shunt release	YES
Under voltage release	YES

DC Miniature Circuit Breaker/For Photovoltaic System

GDDC4-63 10.0kA DC MCB Nonpolarity

- GDDC4-63 circuit breaker is used for DC rated voltage to 1000V, rated current to 63A line, for overload andshort circuit protection, and can also be used as an infrequent operation of the line. Circuit breakers are used in DC applications such as communications and photovoltaic system.

Characteristics Curve

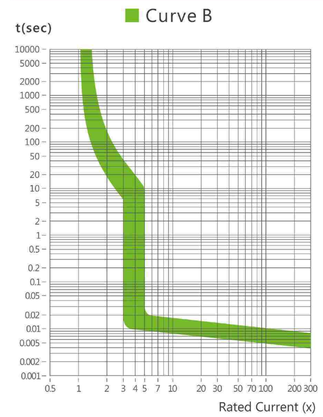

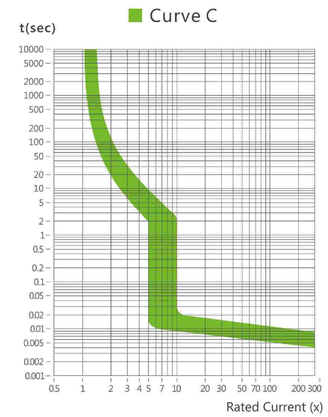

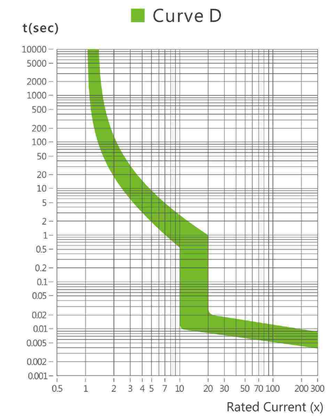

Characteristics Curve

Test	Test current	Initial state	Time limit for tripping or not tripping	Expected result	Remarks
a	1.05In	Cold state a	t≤1h	Not tripping	
b	1.30In	Right after test number a	t<1h	Tripping	The current is rising within 5s
c	8In	Cold state a	0.2s<t<15s (In≤32A) 0.2s<t≤30s (In>32A)	Tripping	
d	12In	Cold state a		Tripping	

Note: The terminology "Cold state" means that the test is performed at the base calibration temperature with no load prior to the test.

Size

Dimensions (mm)

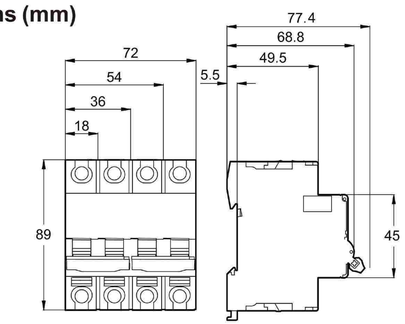

Order Code

Type(B curve)	Order Code(B curve)							
	10A	16A	20A	25A	32A	40A	50A	63A
GDDC4-63/BxA-1P/250V	261235	261236	261237	261238	261239	261240	261241	261242
GDDC4-63/BxA-2P/500V	261243	261244	261245	261246	261247	261248	261249	261250
GDDC4-63/BxA-3P/750V	261251	261252	261253	261254	261255	261256	261257	261258
GDDC4-63/BxA-4P/1000V	261259	261260	261261	261262	261263	261264	261265	261266
Type(C curve)	Order Code(C curve)							
	10A	16A	20A	25A	32A	40A	50A	63A
GDDC4-63/CxA-1P/250V	261267	261268	261269	261270	261271	261272	261273	261274
GDDC4-63/CxA-2P/500V	261275	261276	261277	261278	261279	261280	261281	261282
GDDC4-63/CxA-3P/750V	261283	261284	261285	261286	261287	261288	261289	261290
GDDC4-63/CxA-4P/1000V	261291	261292	261293	261294	261295	261296	261297	261298
Type(D curve)	Order Code(D curve)							
	10A	16A	20A	25A	32A	40A	50A	63A
GDDC4-63/DxA-1P/250V	261299	261300	261301	261302	261303	261304	261305	261306
GDDC4-63/DxA-2P/500V	261307	261308	261309	261310	261311	261312	261313	261314
GDDC4-63/DxA-3P/750V	261315	261316	261317	261318	261319	261320	261321	261322
GDDC4-63/DxA-4P/1000V	261323	261324	261325	261326	261327	261328	261329	261330

GDDC5-63 6.0kA DC MCB

- GDDC5-63 circuit breaker is used for DC rated voltage to 1000V, rated current to 63A line, for overload andshort circuit protection, and can also be used as an infrequent operation of the line. Circuit breakers are used in DC applications such as communications and photovoltaic system.

- In complicance with IEC/EN60947-2.
- With indicator function in the contact position.
- Maximum connecting ability of 25mm²,

Circuit Diagram

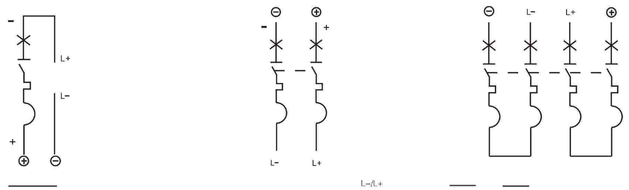

The main technical parameters

Electrical Features	
Type	GDDC5-63
Rated current	10A,16A,20A,25A,32A,40A,50A,63A,
Pole	1P,2P,4P
Rated voltage Ue	1P:250V,2P:500V,4P:1000V,
Insulation voltage Ui	1000V
Rated frequency	50/60HZ
Rated breaking capacity	6000A
Rated impulse withstand voltage(1.2/50)Uimp	6kV
Dielectric test voltage at and ind.freq.for.1min	2kV
Thermo-magnetic release characteristic	B,C,D
Electrical ilfe	8000
Mechanical life	10000
Installation	
Contact position indicator	YES
Protection Class	IP20
Reference temperature for setting of thermal element	30℃
Ambient temperature	-5~+40℃
Storage temperature	-25~+70℃
Terminal connection type	Cable/U-type busbar/Pin-type busbar
Terminal size top/bottom for cable	25mm² 18-3
Tightening torque	2.5N • m
Mounting	On DIN rail FN60715(35mm)
Connection	Top and bottom
Combination with accessories	
Auxillary contact	YES
Alarm contact	YES
Shunt release	YES
Under voltage release	YES

DC Miniature Circuit Breaker/For Photovoltaic System

GDDC5-63 6.0kA DC MCB

- GDDCL7-63 circuit breaker is used for DC rated voltage to 1000V, rated current to 63A line, for overload andshort circuit protection, and can also be used as an infrequent operation of the line. Circuit breakers are used in DC applications such as communications and photovoltaic system.

Characteristics Curve

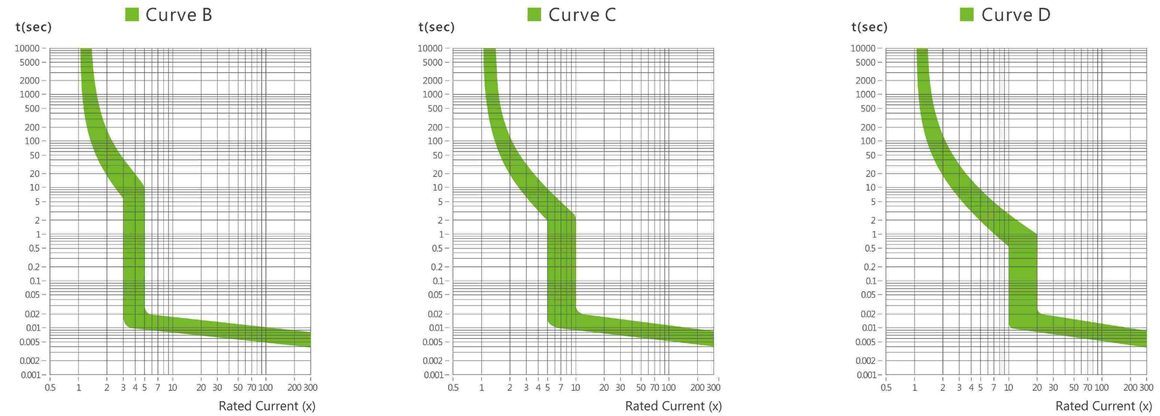

Characteristics Curve

Test	Test current	Initial state	Time limit for tripping or not tripping	Expected result	Remarks
a	1.05In	Cold state a	t≤1h	Not tripping	
b	1.30In	Right after test number a	t<1h	Tripping	The current is rising within 5s
c	8In	Cold state a	0.2s<t<15s (In≤32A) 0.2s<t≤30s (In>32A)	Tripping	
d	12In	Cold state a		Tripping	

Note: The terminology "Cold state" means that the test is performed at the base calibration temperature with no load prior to the test.

Size

Dimensions (mm)

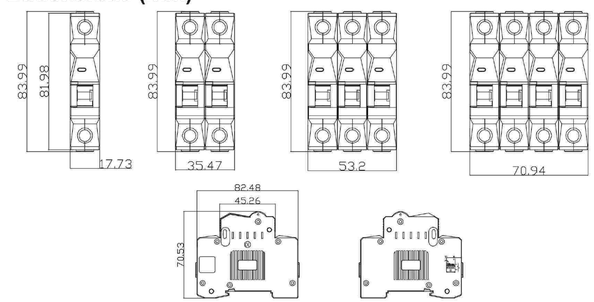

Order Code

Type(B curve)	Order Code(B curve)							
	10A	16A	20A	25A	32A	40A	50A	63A
GDDC5-63/BxA-1P/250V	261427	261428	261429	261430	261431	261432	261433	261434
GDDC5-63/BxA-2P/500V	261435	261436	261437	261438	261439	261440	261441	261442
GDDC5-63/BxA-2P/1000V	261443	261444	261445	261446	261447	261448	261449	261450
GDDC5-63/BxA-4P/1000V	261451	261452	261453	261454	261455	261456	261457	261458
Type(C curve)	Order Code(C curve)							
	10A	16A	20A	25A	32A	40A	50A	63A
GDDC5-63/CxA-1P/250V	261459	261460	261461	261462	261463	261464	261465	261466
GDDC5-63/CxA-2P/500V	261467	261468	261469	261470	261471	261472	261473	261474
GDDC5-63/CxA-2P/1000V	261475	261476	261477	261478	261479	261480	261481	261482
GDDC5-63/CxA-4P/1000V	261483	261484	261485	261486	261487	261488	261489	261490
Type(D curve)	Order Code(D curve)							
	10A	16A	20A	25A	32A	40A	50A	63A
GDDC5-63/DxA-1P/250V	261491	261492	261493	261494	261495	261496	261497	261498
GDDC5-63/DxA-2P/500V	261499	261500	261501	261502	261503	261504	261505	261506
GDDC5-63/DxA-2P/1000V	261507	261508	261509	261510	261511	261512	261513	261514
GDDC5-63/DxA-4P/1000V	261515	261516	261517	261518	261519	261520	261521	261522