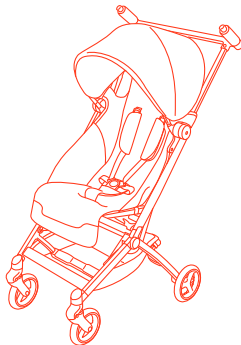
























# POCKIT+ ALL-CITY











**FUTURE PERFECT**

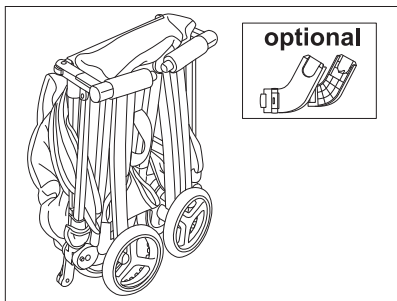


	<b>Preparing the POCKIT+ ALL-CITY</b>	<b>6</b>
	<b>Adjusting the seat position</b>	<b>8</b>
	<b>Adjusting the leg rest</b>	<b>9</b>
	<b>Ultra compact fold</b>	<b>9</b>
	<b>Using the harness system</b>	<b>12</b>
	<b>Using the brake</b>	<b>15</b>
	<b>Using the rain cover</b>	<b>16</b>
	<b>Attaching the infant car seat</b>	<b>17</b>
	<b>Attaching the COT TO GO</b>	<b>21</b>
	<b>Removing the fabric</b>	<b>20/22</b>

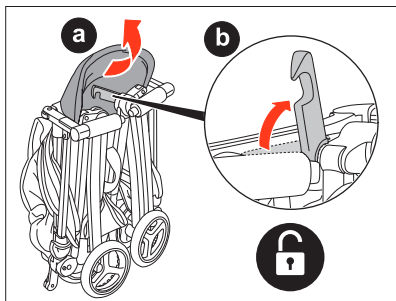
	<b>Vorbereitung des POCKIT+ ALL-CITY</b>	<b>6</b>
	<b>Einstellen der Rückenlehne</b>	<b>8</b>
	<b>Einstellen der beinauflage</b>	<b>9</b>
	<b>Ultra kompakte Position</b>	<b>9</b>
	<b>Verwendung des Gurtsystems</b>	<b>12</b>
	<b>Benutzung der Bremse</b>	<b>15</b>
	<b>Verwendung des Regenverdecks</b>	<b>16</b>
	<b>Anbringen der Babyschale</b>	<b>17</b>
	<b>Anbringen des COT TO GO</b>	<b>21</b>
	<b>Abnehmen der Bezüge</b>	<b>20/22</b>

	<b>Preparar el POCKIT+ ALL-CITY</b>	<b>6</b>
	<b>Ajuste del respaldo</b>	<b>8</b>
	<b>Ajuste del resposapiès</b>	<b>9</b>
	<b>Pliegue ultra compacto</b>	<b>9</b>
	<b>Uso del sistema de arneses</b>	<b>12</b>
	<b>Uso del freno</b>	<b>15</b>
	<b>Uso de la burbuja de lluvia</b>	<b>16</b>
	<b>Colocación del adaptador del portabebés</b>	<b>17</b>
	<b>Adaptación del COT TO GO</b>	<b>21</b>
	<b>Retirar la vestidura</b>	<b>20/22</b>

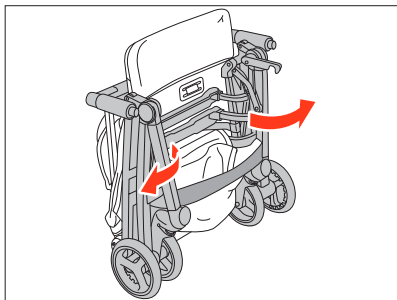
	<b>Préparation du POCKIT+ ALL-CITY</b>	<b>6</b>
	<b>Réglage du dossier</b>	<b>8</b>
	<b>Réglage du repose-pieds</b>	<b>9</b>
	<b>Pliage ultra compact</b>	<b>9</b>
	<b>Utilisation du harnais</b>	<b>12</b>
	<b>Utilisation du frein</b>	<b>15</b>
	<b>Utilisation de l'habillement pluie</b>	<b>16</b>
	<b>Installation des adaptateurs pour coque</b>	<b>17</b>
	<b>Attacher la COT TO GO</b>	<b>21</b>
	<b>Retirer la housse du siège</b>	<b>20/22</b>



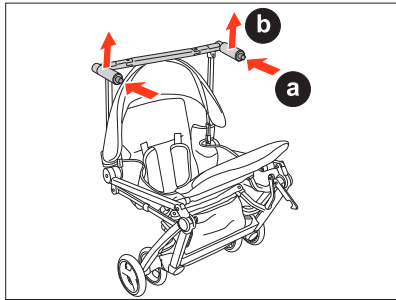
1



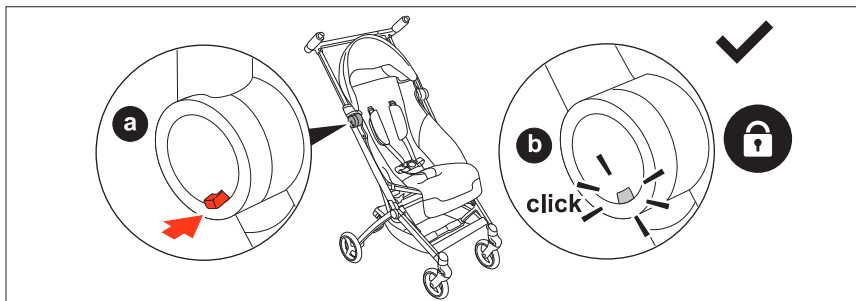
2



3

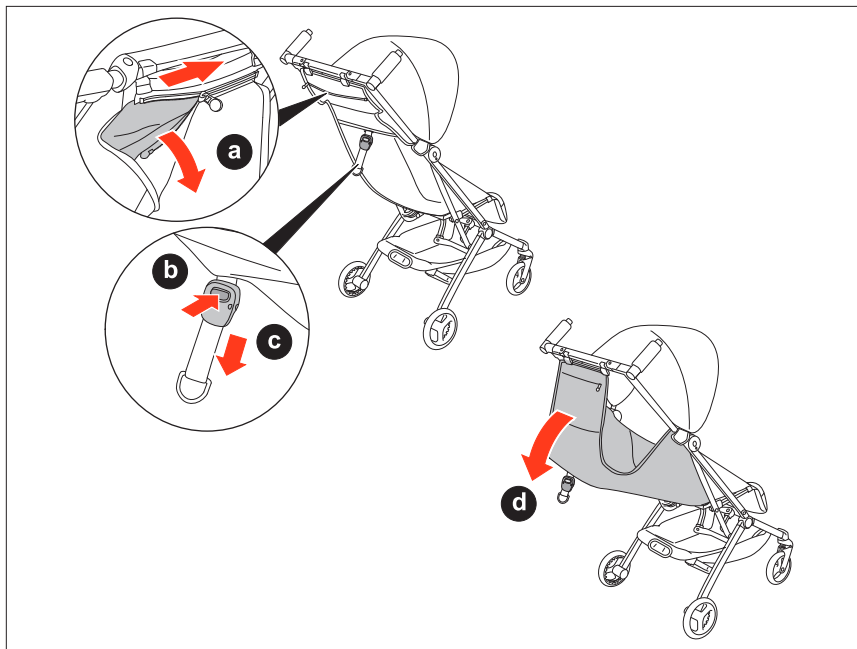


4



5

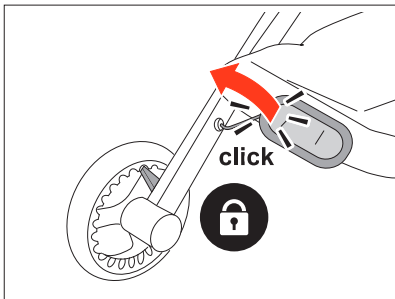
7



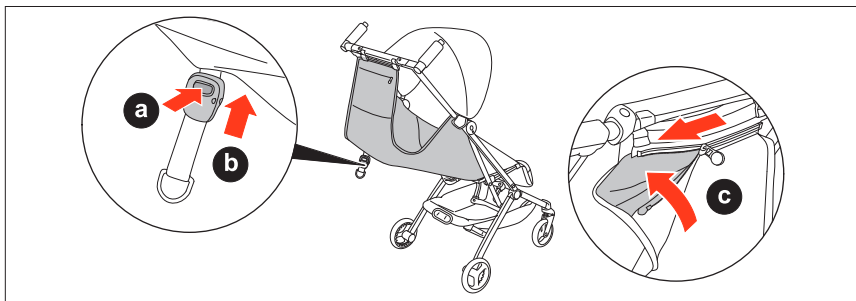




1



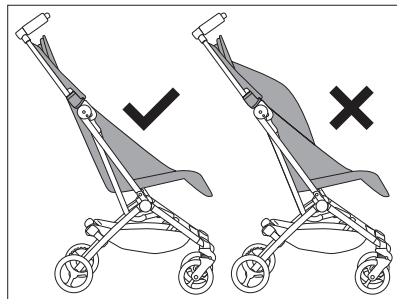
1



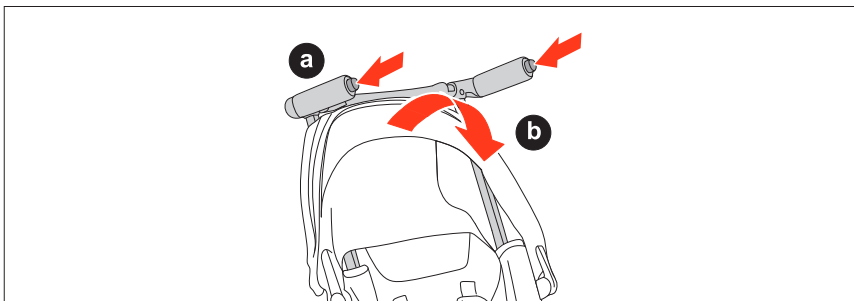
3



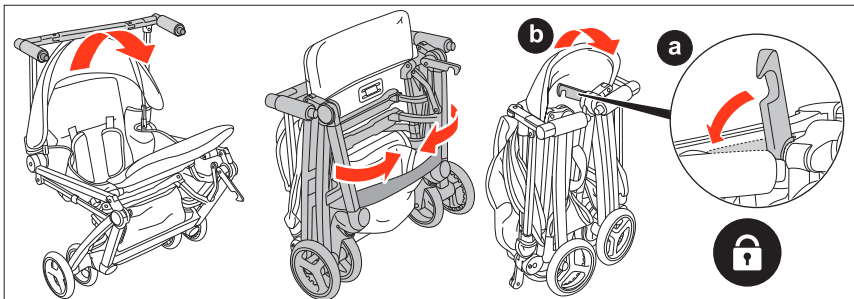
4



5



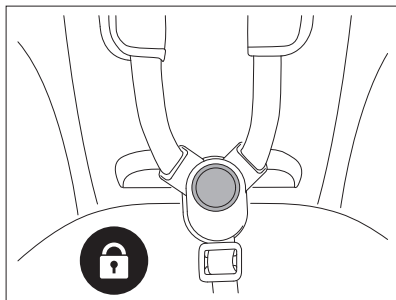
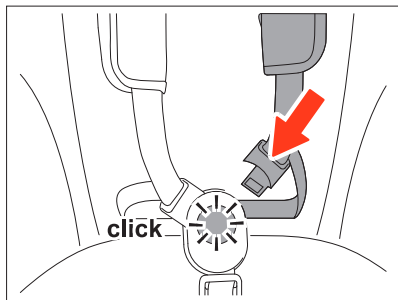
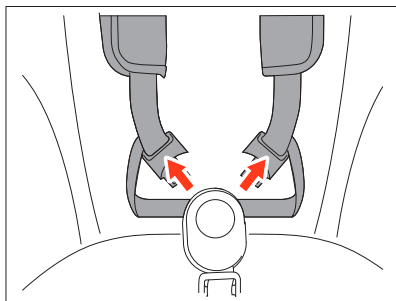
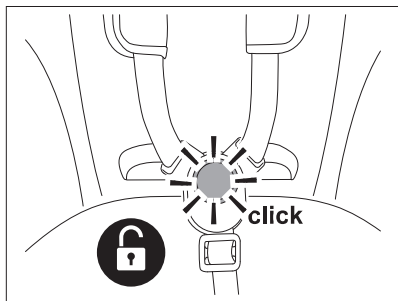
6

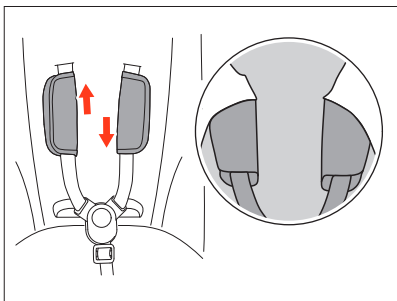


7

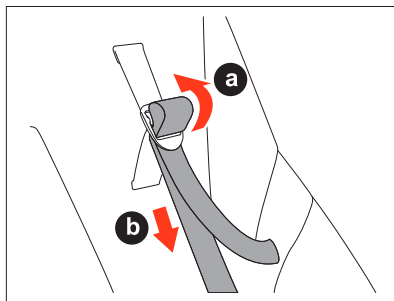


11

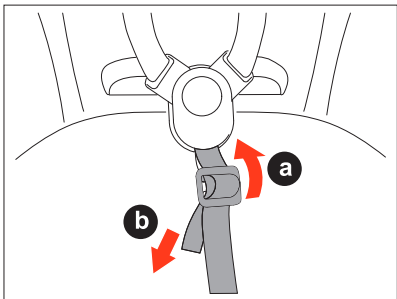




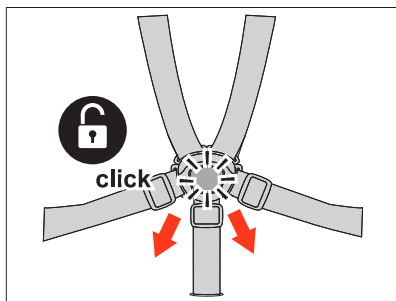
5



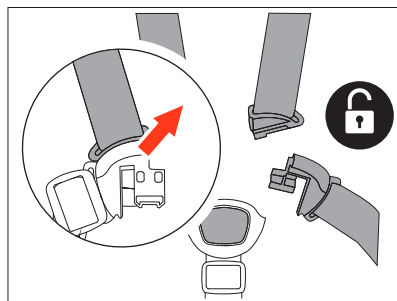
6



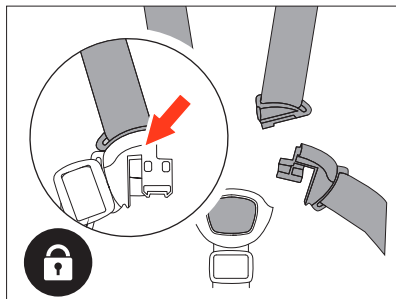
7



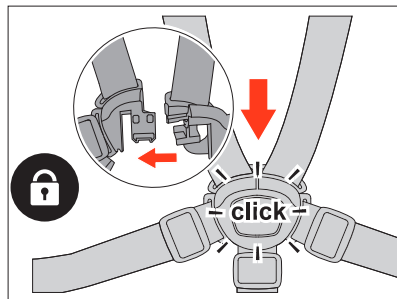
1



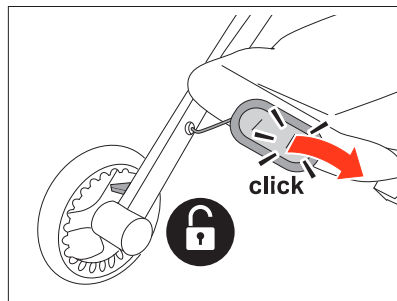
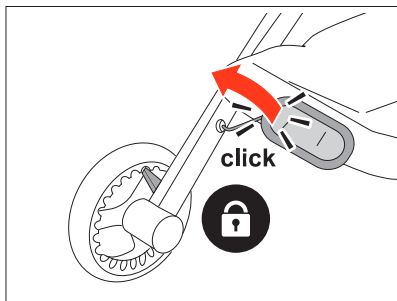
2

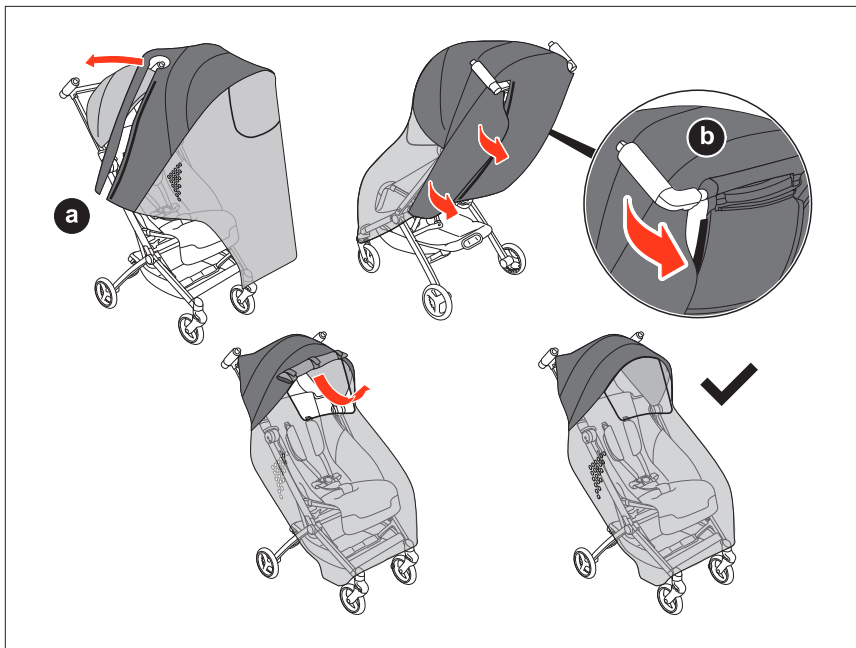


3

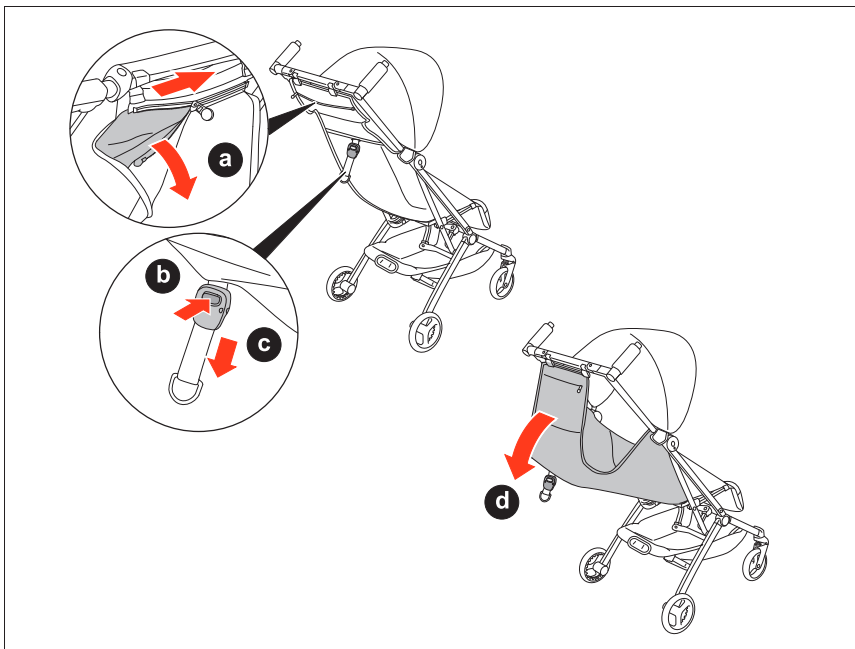


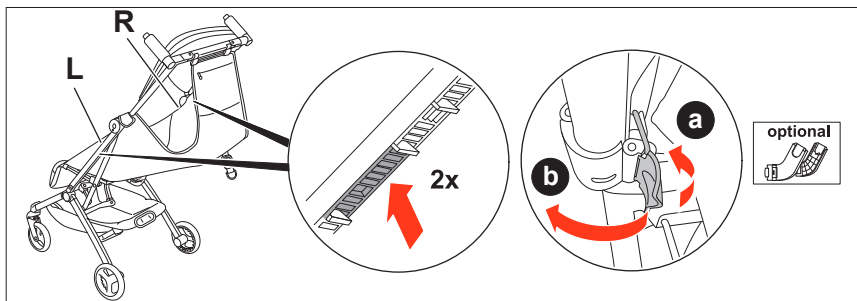
4



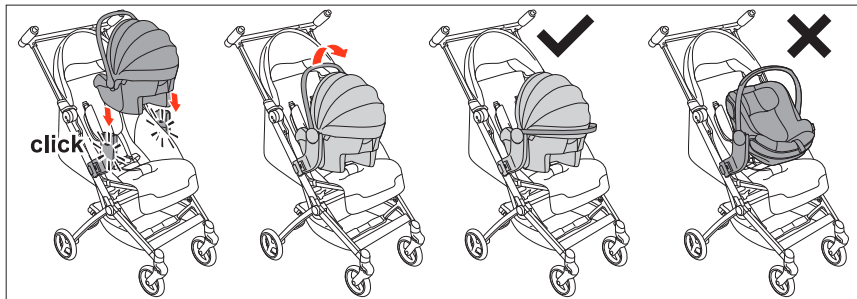




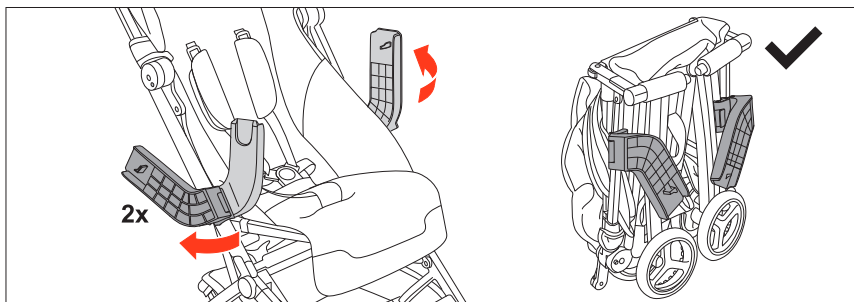




2

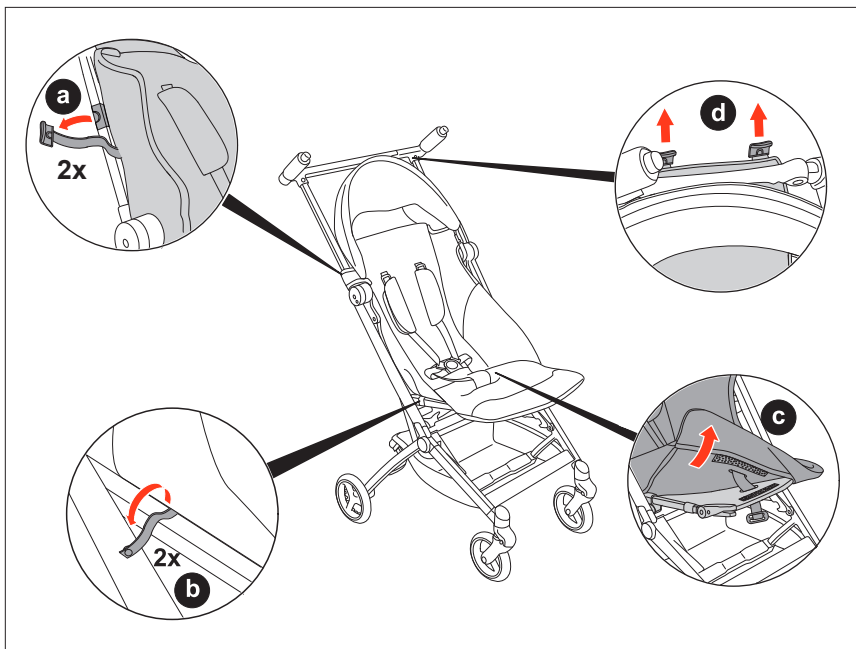



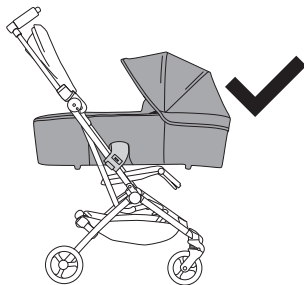
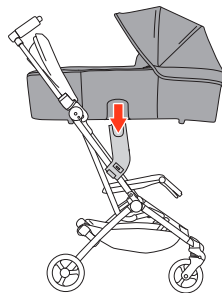
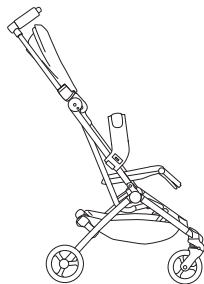
3

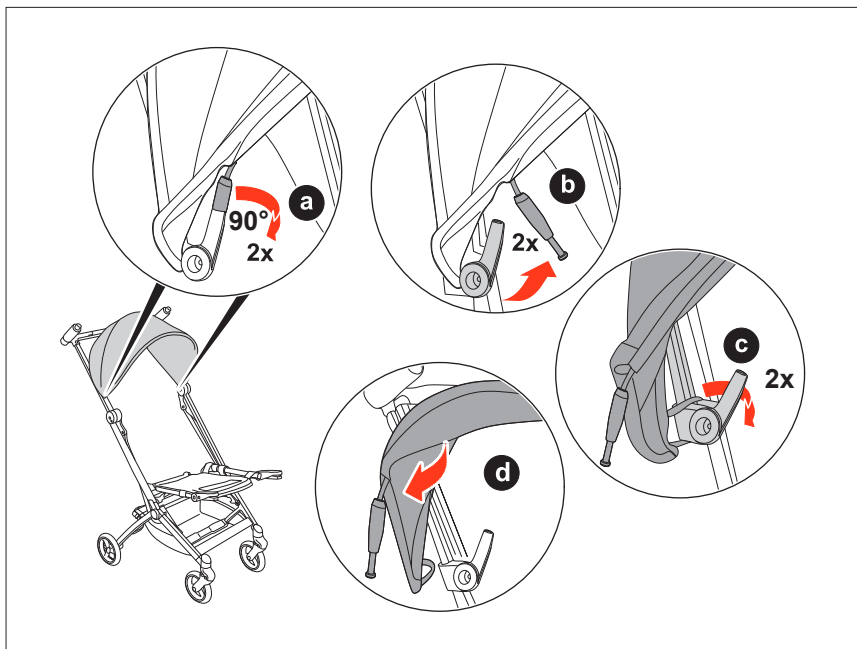


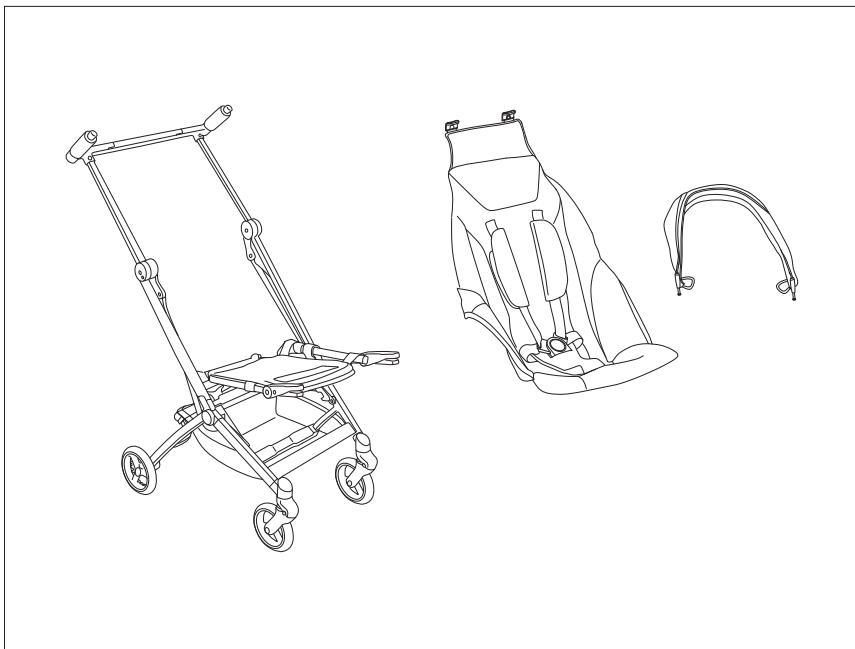
1
























GOLD

---

## CONTACT

### EUROPE AND ASIA

gb GmbH  
Riedingerstr 18  
95448 Bayreuth  
Germany  
+49 (0) 921-78 511 - 0  
info@gb-online.com

### AMERICAS

Columbus Trading-Partners USA Inc.  
560 Harrison Avenue  
Suite 500  
Boston, MA 02118  
USA  
Customer Service 1-844-543-2020  
orders.us@columbustp.com

### AUSTRALIA

CNP Brands  
20 Calarco Drive, VIC, 3030  
Australia  
Customer Service 1300 667 137  
info@cnpbrands.com.au

### NEW ZEALAND

Wainhouse Distribution,  
2-6 Argyle St, Morningside,  
PO Box 41-014, St Lukes, Auckland  
New Zealand  
Customer Service: 0800 567 5000  
helpline@wainhousedist.co.nz