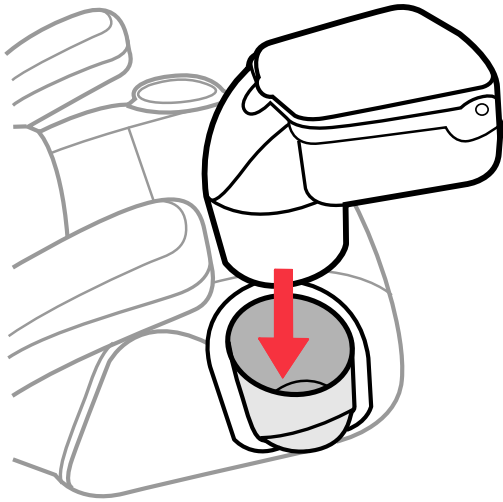




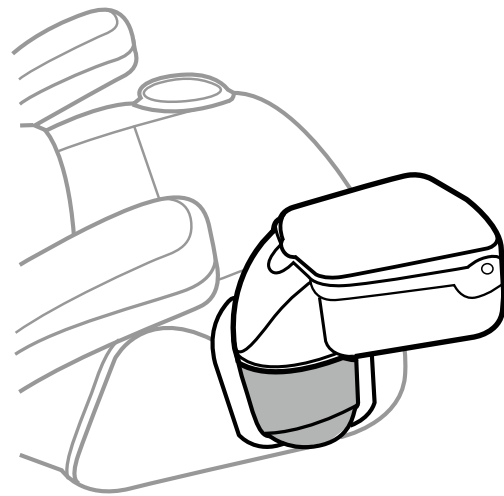
⚠ WARNING: Do not place more than 1 lb in the console. You must read and understand KidFit Snack Console instructions and the instructions in the User Guide. If you do not understand these instructions call Chicco at 1-877-424-4226.

INSTRUCTIONS: KidFit Snack Console

IMPORTANT: Please also refer to the instructions that came with your product.

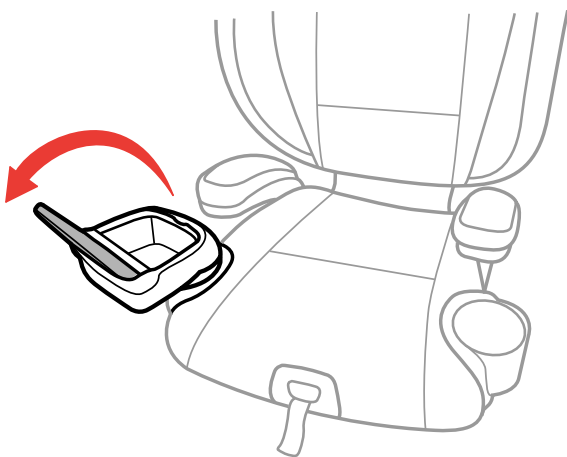


1 Insert the **Snack Console** into either of the cup holders as shown. The **Snack Console** base should fit entirely inside of cup holder.



2 Make sure the **Snack Console** fits snugly into the cup holder. Do not force the **Snack Console** into the cup holder.

Make sure Snack Console is secure in the cup holder before use.



3 Lift up on the **tab** to open the **Snack Console** as shown.

Do NOT place liquids in console. Do NOT place more than 1 lb in the console.