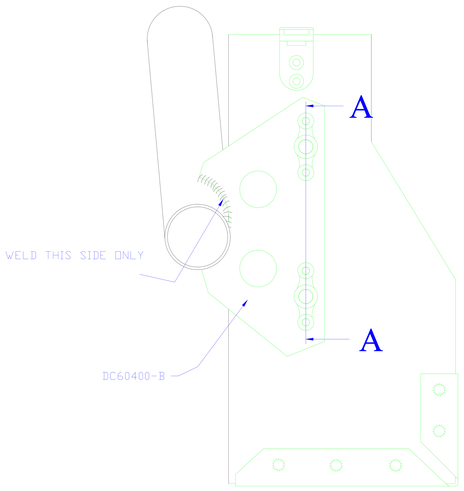

FIG 1

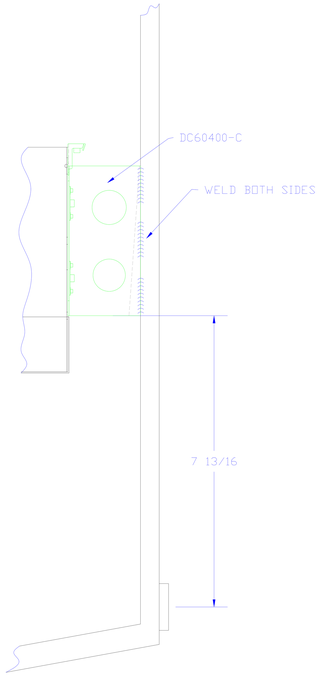

FIG 3

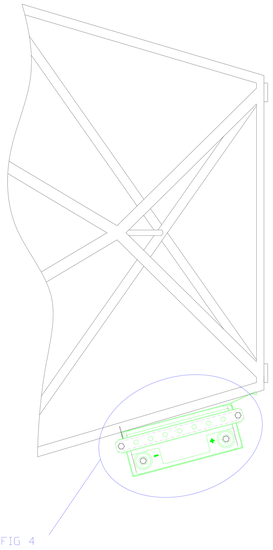

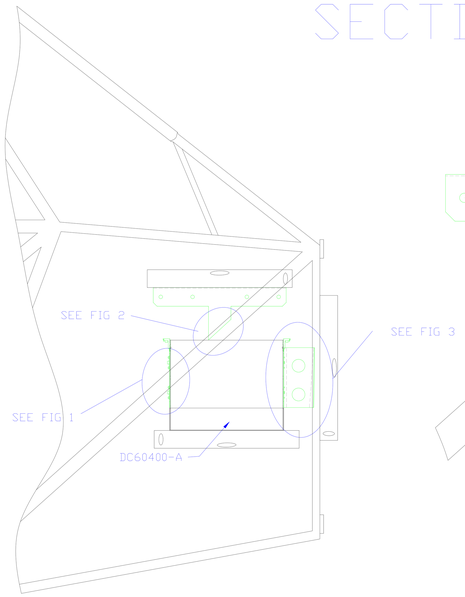

SECTION B-B

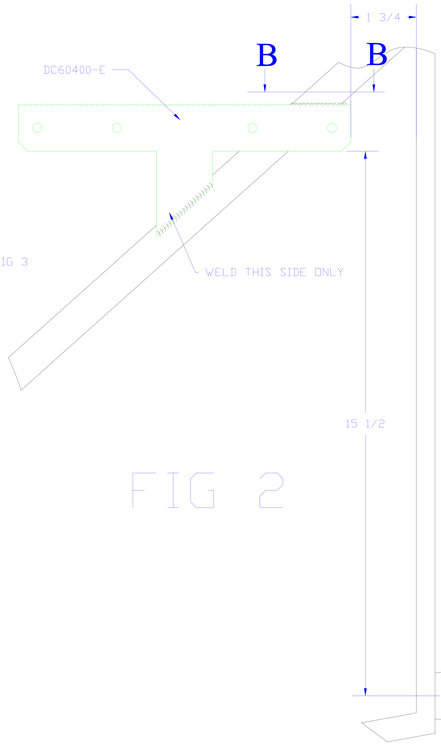

FIG 2

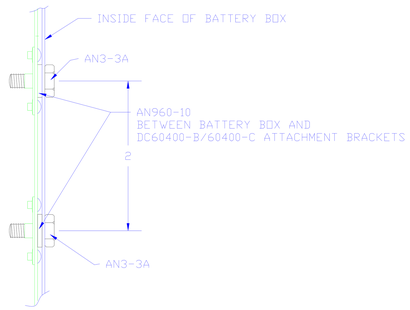

SECTION A-A

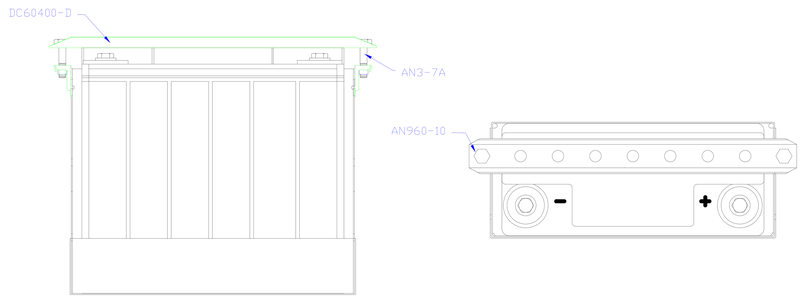

FIG 4

NOTE:
- TIG (GTAW) WELDING PROCESS WITH ER70S-6 (MILD STEEL) FILLER ROD
- TIG WELDING PROCESS DESCRIPTION DETAILED IN ACCEPTABLE METHODS, TECHNIQUES, AND PRACTICES FOUND IN AC43.13-1B/2A

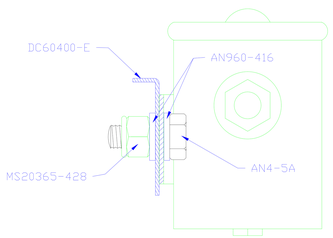

SECTION C-C

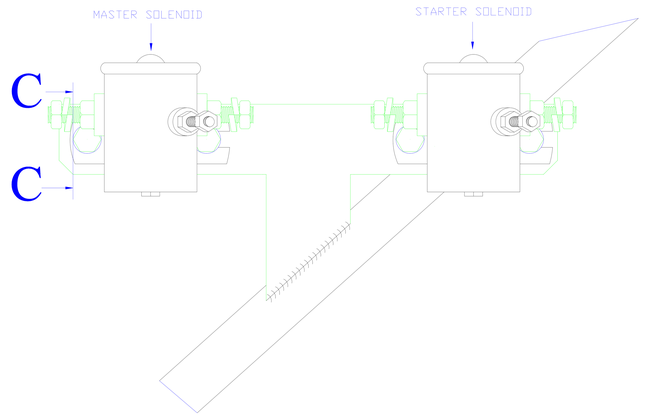

SOLENOID ATTACHMENT

LEVEL

Part No.	No. Req.	Description (Size / Material)
MS20365-428	4	NYLON LOCKNUT
AN960-416	8	WASHER
AN960-10	2	WASHER
AN4-5A	4	BOLT
AN3-7A	2	BOLT
AN3-3A	4	BOLT
DC60400-E	1	SOLENOID BRACKET
DC60400-D	1	BATTERY HOLD DOWN
DC60400-C	1	FRONT BATTERY BOX ATTACHMENT BRACKET
DC60400-B	1	BATTERY BOX REAR ATTACHMENT BRACKET
DC60400-A	1	BATTERY BOX ASSEMBLY

MFG PRACTICES / DCA - GENERAL MECHANICAL - I
ALL DATA PROPRIETARY TO DAKOTA CUB AIRCRAFT

Unless Otherwise Specified Tolerances:- Angles=±2° Fractions=±1/32 .0 =± .032 .00 =± .020 .000 =± .010

LET	REVISION	DATE	BY

Scale: 1=5
MFG Practices - DCA Spec. No. 9 Finish - DCA Spec. No. 10

BATTERY BOX/SOLNOID BRKT INSTALLATION

DAKOTA CUB AIRCRAFT Box 797 Brandon, SD

DWG.	MDE	Check-	MDE	Drawing No.-
DATE	1-24-07	DATE	1-24-07	DC14229

C:\A-Drafting Files\