



“WE MAKE THE KITCHEN BETTER!”

Toll Free: 855-855-0399 Email: info@atosausa.com
www.atosa.com | www.atosausa.com
California, Colorado, Florida, Georgia, Illinois,
Massachusetts, New Jersey, Ohio, Texas, Washington

Bottom Mount Reach-In Freezers

MODELS:
MBF8501GR / MBF8501GRL
MBF8503GR / MBF8504GR

Standard Features

- Bottom mount compressor units with environmentally friendly R290 refrigerant
- Stainless steel exterior & interior
- Left hand hinge model available (MBF8501GRL)
- Dixell digital controller
- Maintains temperatures between -8°F – 0°F
- LED interior light(s)
- Recessed door handle(s)
- Door lock(s) standard
- Magnetic door gasket(s) standard for positive door seal
- Pre-installed casters
- Three(3) pre-installed shelves per section
- Down duct refrigeration to ensure even distribution of air



MBF8501GR(L)



MBF8503GR



MBF8504GR

Optional Accessories

- Extra shelves – includes 4 shelf clips per shelf
MBF8501GR(L) shelf part #: W0402393
MBF8503GR shelf part #: W0402387
MBF8504GR left and right shelf part #: W0402387
MBF8504GR middle shelf part #: W0402388



MBF8503GR

For the best results of food preservation we recommend setting your freezer between -8 °F to 0 °F

1. Don't forget to leave the unit some room to breathe!
2. Please clean the condenser frequently to give the unit more fresh air.



2 YEAR PARTS AND LABOR WARRANTY (US ONLY)
5 YEAR COMPRESSOR PART WARRANTY (US ONLY)



For confirmation and updates on the latest energy star models, please visit energystar.gov



“WE MAKE THE KITCHEN BETTER!”

Toll Free: 855-855-0399 Email: info@atosausa.com

www.atosa.com | www.atosausa.com

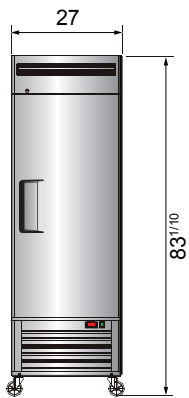
California, Colorado, Florida, Georgia, Illinois, Massachusetts, New Jersey, Ohio, Texas, Washington

SPECIFICATIONS

Models	Door	Capacity (Cu.Ft.)	Shelves	Casters (inch)	Amps (A)	Voltage (V/Hz/Ph)	HP	Refrigerant	Exterior dimensions (inch)	Net weight (lbs)	Gross weight (lbs)
MBF8501GR(L)	1	19.1	3	4	6.3	115/60/1	1/2	R290	27×31 ^{7/10} ×83 ^{1/10}	265	298
MBF8503GR	2	44.8	6	4	8.6	115/60/1	3/4	R290	54 ^{2/5} ×31 ^{7/10} ×83 ^{1/10}	410	465
MBF8504GR	3	68	9	4	6.2	208-230/115/60/1	1	R290	81 ^{9/10} ×31 ^{7/10} ×83 ^{1/10}	551	628

PLAN VIEW

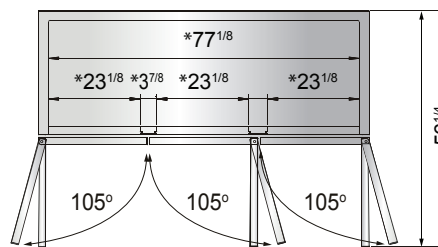
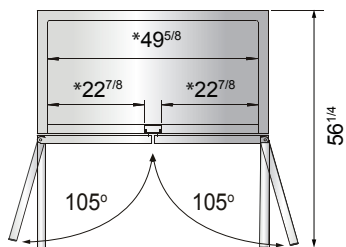
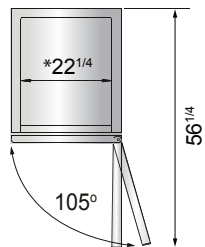
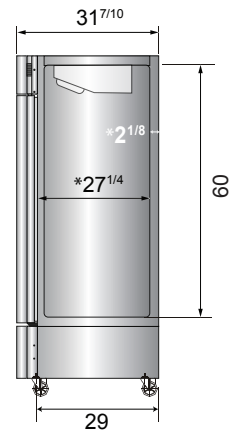
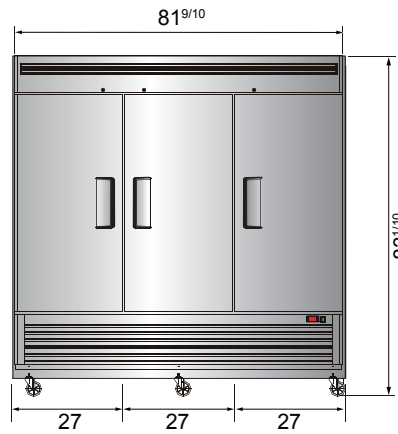
MBF8501GR(L)



MBF8503GR



MBF8504GR



*Interior Dimensions

SELF-CLOSING AND STAY OPEN DOOR FEATURE

Casters

Epoxy shelves

Door lock

Down duct

Temperature control

MBF8504GR

MBF8501GR(L)
MBF8503GR

