

Temporary Area Work Light

08-00464

13,000 Lumen (100W)

FEATURES

- Powerful SMD LED Brightness
- 130 Lumen Per Watt
- 6,000 Volt Surge Protection
- LED Life Span of 50,000 hours
- 360 Degree Superior Lighting with Protective Metal Guard
- Carabiner Hook with Secure Setting
- Air-Flow Heat Sink Design For Better Heat Dissipation
- Suitable for Covered Damp Locations

SPECIFICATIONS

- 13,000 Lumen/100 Watt
- 130 Lumen Per Watt
- SMD LED
- 5-15 Female Receptacle to Connect Additional Lights
- 5-15 Plug
- 5000 Kelvin Color Temperature
- LED Driver Capable of 120/208/240/277 Volt, 50-60Hz
- 6 foot, 16/3 SJTW Power Cord
- 360 Degree Protective Stainless Steel Guard
- Yellow
- cETLus Listed

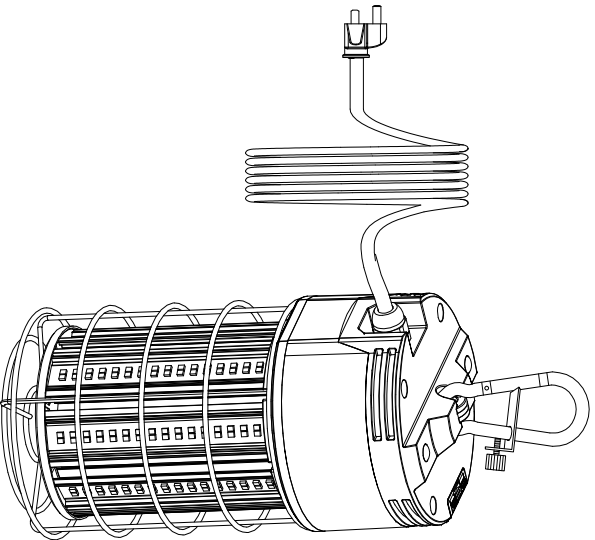
PACK QUANTITY/UPC

- Pack Quantity = 2
- UPC# 8-03058-01464-3



LED Temporary Work Lamp

08-00464 & 08-00465



<http://www.voltec-industries.com/>

BASIC INFO

| Model | Power | Voltage | Lumen | Location |
|----------|-------|---------|---------|----------------------------------|
| 08-00464 | 100W | AC 120V | 13000lm | Suitable for Damp Location |
| 08-00465 | 150W | AC 120V | 19500lm | |

1. The driver of this work light can be worked at 120-277V. But the usage only under AC 120V meet the UL/ETL product certification standard.

2. Any modified conversion to these luminaires will immediately void the warranty

Application:
Suitable for construction sites or any other location requiring a temporary work lamp.

CAUTION!!

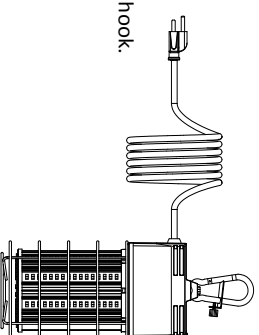
- Make sure the distances between live part and metal part of the device can satisfy reinforce or double insulation.
- Before installation and maintenance of the device, please disconnect the power to prevent electric shock.
- The LED temporary work light must be installed in an appropriate environment, operating in harsh environments may shorten the lifespan or even damage the device.
- Please keep the device away from any corrosive substance, clean with dry cloth only.
- To ensure personal safety, please make sure the device is staying firmly and securely when install on high places.

INSTALLATION INSTRUCTIONS

Warning: Please check and make sure there is no sign of physical damage to the product when unpacking. Do not use damaged product.

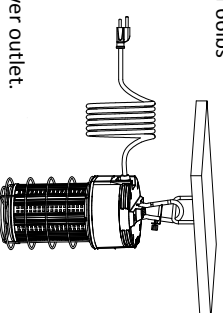
Step 1

Checking the carabiner hook.



Step 2

Ensure the installation spot is strong enough to bear a minimum of 66lbs of weight.

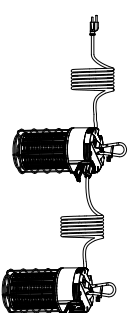


Step 3

Plug the power cord to a power outlet. Turn on the device and see if the device is operating accordingly.

LINKABLE

Products use 16/3 cable



- 100W - Use only with this product. Connect up to 8pcs
- 150W - Use only with this product. Connect up to 6pcs