

KLER

Pausa
W 190

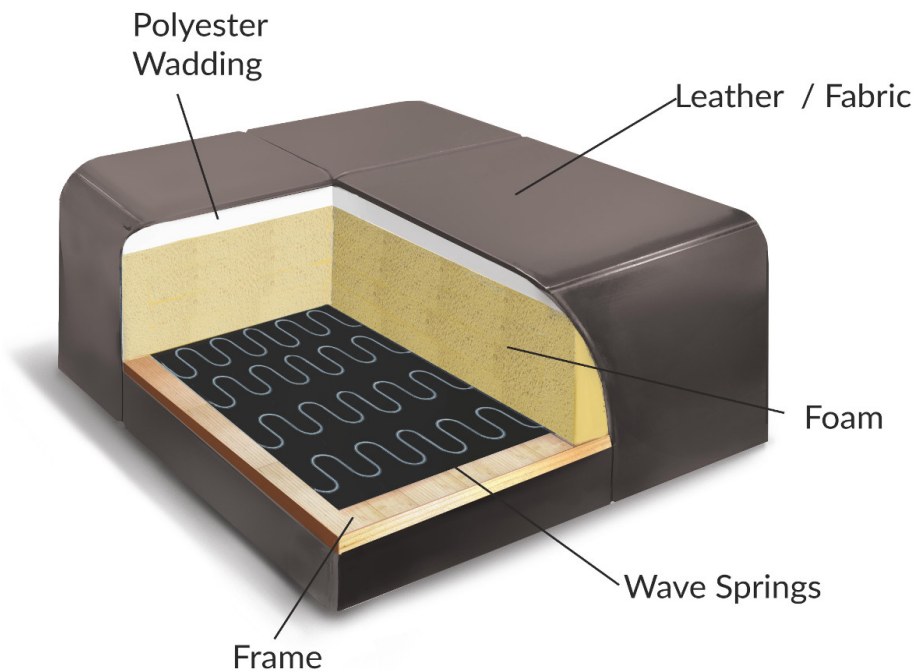


ADDITIONAL INFORMATION


KLER

**Pausa
W I 90**

1. Foam density in seat: HR4030
2. Foam density in back: T24060 + VP2315
3. Metal (powder painting) feet. Standard – black
4. Metal feet as option (op. 156) can be painted with powder paint (3 colours: white, gray, gold)
5. Model has adjustable headrest
6. Model with electric adjustable chaiselounge
7. Possibility to produce multicolour furniture according to coloristic zones
8. The button for folding the chaiselounge is hidden under the covering (red arrow)

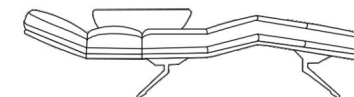
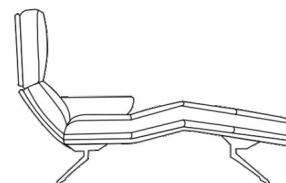


Leather



Fabric

DIMENSIONS: WIDTH/DEPTH/HEIGHT



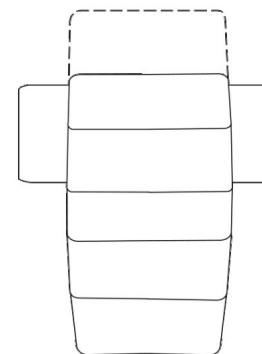
1RWL

117 / 168-207 / h 49-53-105
incl. feet 16 cm



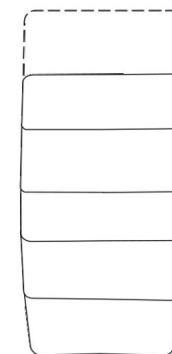
1RW2

140 / 168-207 / h 49-53-105
incl. feet 16 cm



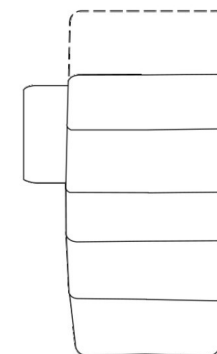
1RW2

140 / 168-207 / h 49-53-105
incl. feet 16 cm



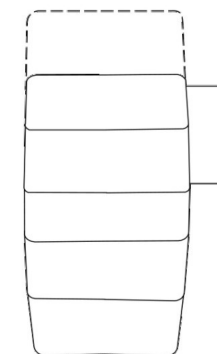
1RW0

97 / 168-207 / h 49-53-105
incl. feet 16 cm



1RWL

117 / 168-207 / h 49-53-105
incl. feet 16 cm



1RWP

DIMENSIONS MAY DIFFER FROM THE REAL ONES (ALLOWANCE +/- 4 cm)