

MISANO

valid from 01.06.2022



GWINNER®

Finishes

Contrasting surfaces

Solid wild oak, brushed and natural oiled

Textured terra oak timber, veneered

Lacquered surfaces

White, fango or anthracite matt silk

The colour and wood finishes have been specifically created for Gwinner models and can therefore not be found in any standard. Colour samples provide an approximate reproduction and serve only as a guide.

Planning information:

The contrasting surfaces include the marked front pieces, wall panels and display-unit rear panels. Base panels are always lacquered in the carcass colour, cable covers and panel frames are always lacquered in anthracite.

All drawers and doors on this model are fitted with push mechanisms and are therefore delivered without handles as standard. Handles can be ordered at no extra cost; if required, please state this clearly on your order. The handles must be fitted at the factory.

Table of contents

| | | |
|---|-------------|--------------|
| Product information and planning information | Page | 3-6 |
| Combinations | Page | 7-11 |
| Planning system for individual models | Page | 12-20 |
| Coffee table, dining table, chair and bench recommendations | Page | 21 |
| Accessories (lighting, shelves, etc.) | Page | 22-23 |

Customer services:

Sales:

You can call us:

Mon to Fri 8 a.m. – 5 p.m. Tel. +49 (0)7445 183 0

Planning information:

You can call us:

Mon to Fri 8 a.m. – 5 p.m. Tel. +49 (0)7445 183 370
Fax +49 (0)7445 183 399

Website:

www.gwinner.de

Planning information

Quality features:

Carcases and fronts are matt silk lacquered on the interior and exterior. The contrasting surfaces are available in brushed and natural oiled solid wild oak or veneered textured terra oak timber. Base panels are available in solid beech and matt silk lacquered to match the carcase.

The drawers are mounted on full-extension Quadro runners with a push function.

The all-metal clip-on hinges are adjustable in three directions and the push-to-open doors and drawers are soft-closing as standard.

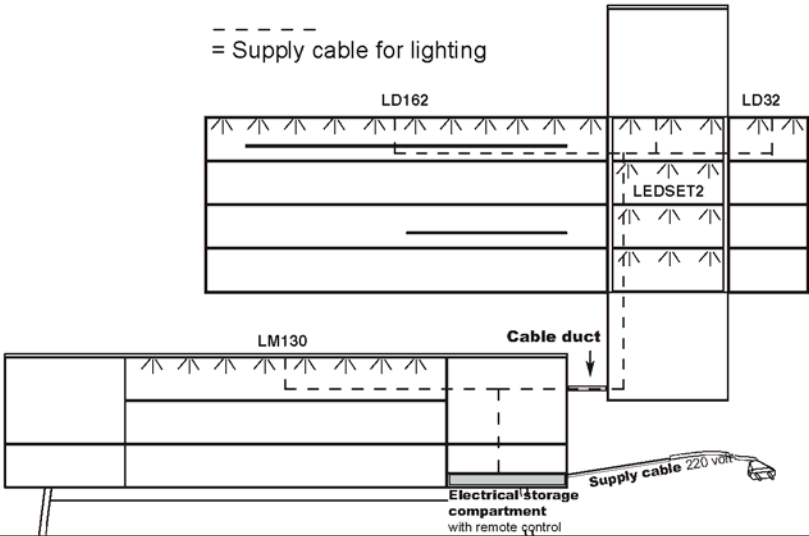
Please note that the timbers used for the contrasting surfaces are a genuine natural product, for which colour and structural differences, knots and darker growth patterns cannot be ruled out, and cannot therefore be seen as a quality defect. Despite our specialists taking the greatest care, variations from brochure illustrations and unit samples cannot be ruled out. For oak timber, timbers with cracks and knots are purposely chosen and filled to be darker in the case of textured oak. Only this time-consuming process gives this model's timber surfaces their desired natural character. We would like to expressly state that these growth and processing characteristics are desired features on the Misano and they increase the value by being unique, and cannot therefore be seen as a quality defect.

Electrical installation:

The following drawing offers a schematic view of the electrical installation positions and routing. The illustrations of the wiring, lighting and electrical storage compartment are only symbolic and are not to scale. Except for the cable duct, the wiring shown is on the rear of the elements.

A white, paintable cable duct is supplied to optimise the cable routing between the base element and wall units or shelves. The cable duct can be glued or screwed to the wall. Depending on the cable cross-section, one to three cables can be laid in the duct.

Lighting example for MI2 wall combination



The wireless receiver, distributors and transformers are located in the electrical storage compartment. Operation is via the remote control. Four different power circuits can be switched and dimmed using the remote control.

Product information

Misano has been awarded the DGM mark of quality by the German Furniture Quality Association

Country of manufacture: Germany



Materials used:

The fronts are made from 19-mm-thick chipboard and matt silk lacquered. Sides, shelves and rear panels are made from chipboard and matt silk lacquered on the interior and exterior. The sides and shelves are 19-mm thick, the rear panels are 5-mm thick. Cover panels are 13-mm thick and matt silk lacquered. Contrasting surfaces in solid oak or textured veneer.

The drawers are mounted on full-extension Quadro runners with a push function, and have been tested 40,000 times.

Doors and glass doors are mounted on nickel-plated, three-way adjusting, fast-assembly metal cup hinges, which have been tested 40,000 times.

Display-unit doors and shelves are made from parasol grey float glass.

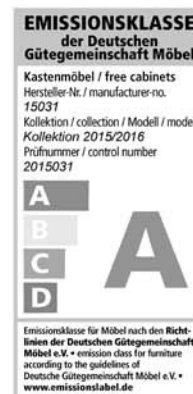
Load-bearing capacity:



Base-element drawers have a load-bearing capacity of 15 kg; all other drawers have a load-bearing capacity of 10 kg when loaded evenly. Wooden shelves have a load-bearing capacity of 15 kg; glass shelves have a load-bearing capacity of 10 kg; additional information relating to load-bearing capacity can be found on the corresponding element.

Home hygiene:

Misano meets the requirements for a healthy home environment, it has been tested for harmful substances in accordance with RAL-GZ 430/1-1.



Care instructions:

Wipe with a dry duster or a slightly damp cloth. Our lacquers are highly resistant to abrasion in accordance with DIN 68861.

Electrics:

All lighting elements and connection cables are VDE-tested.

Energy usage:



Die eingesetzten LED-Beleuchtungen enthalten eine Lichtquelle der Energieeffizienzklasse <F> auf einer Skala von A (höchste Effizienz) bis G (geringste Effizienz). Die Lichtquellen in den LED-Beleuchtungen sind nicht tauschbar.

Subject to errors, as well as design, colour and material modifications as part of technical progress.

Planning and ordering information

Misano can be configured in any way using the planning programme

furn plan

Only the current type list applies for price, dimensions and design information.

Have you included everything in your plan?

The following information is required for the Misano:

- **The lacquer finish**
- **The finish for the contrasting surfaces**
- **Positioning sequence or sketch for freely designed configurations**
- **Accessories and lighting, if required**
- **Handles?** Only if required since they must be fitted at the factory.

! When including lighting, we recommend using the electrical storage compartment with radio remote control. As a result, all transformers, connectors and distributors are neatly stored away but are still easily accessible; all lighting can be operated using the remote control.

Please note that the delivery time may be extended if an order is unclear or incomplete. Please ensure you provide all details when placing your order to enable us to process your order quickly and correctly.

Options for varying wall combinations




- Wall combinations can be extended by incorporating additional elements. The order in which elements are positioned can be changed or reversed at no extra cost.
- For a **single** modification charge of _____, any number of parts from a wall combination can be exchanged with parts from the type list.
- If the price of the new type/types is higher, the difference in element price must be added to the modification charge. Lower prices will not be refunded.
- **Plinth design for lowboards (base with feet, plinth panel or gliders)**
It is possible to change the plinth design at no extra cost. The surcharge is calculated based on the type difference, lower prices will not be refunded.

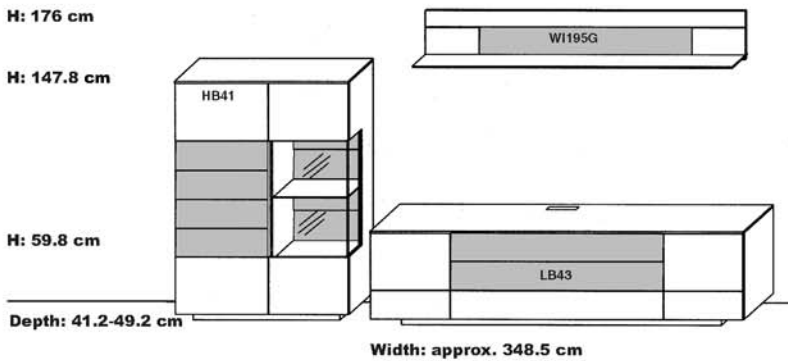
When ordering, please specify the order number of the wall combination on which your order is based. This number enables us to process the requested modifications.

Wall combinations

Prices excluding lighting and accessories

Dimensions in cm directly beside the corresponding picture.

-  = Solid wild oak, brushed and natural oiled.
-  = Textured terra oak timber, veneered.
-  = White, fango or anthracite matt silk lacquer.



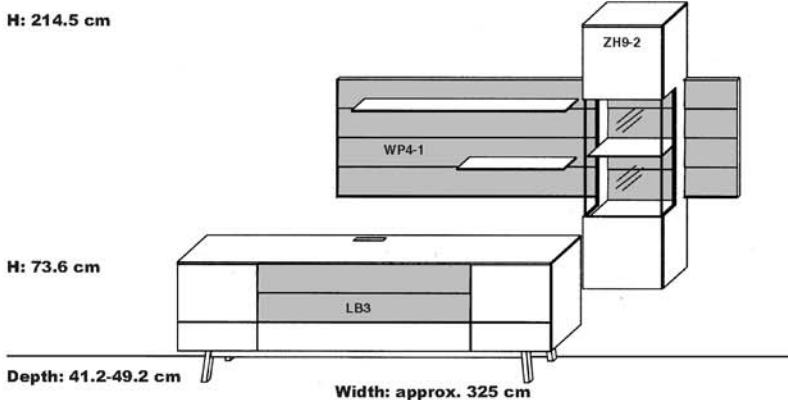
Order no. MI1 (as shown) MI1-SV (mirror-image)
PG 1

Lowboard versions, see possible modifications on page 5.

Recommended accessories: each

| Lighting | |
|--|---------|
| 1 LED light for display unit | LEDSET2 |
| 1 LED light for the angled shelf | LM130 |
| 1 LED light for the lowboard | LM130 |
| 1 remote control with transformer 60 watt | FKS4-60 |
| General accessories | |
| 1 electrical storage compartment | LES49K |
| 1-2 drawer organisers | EK2-65 |
| 1-2 drawer organisers | EK1-65 |
| 1 device organiser with IR repeater | IRSET1 |
| Surcharge for base element with flap MPKL | |

For article descriptions and information about energy classes, see Accessories on p. 22-23



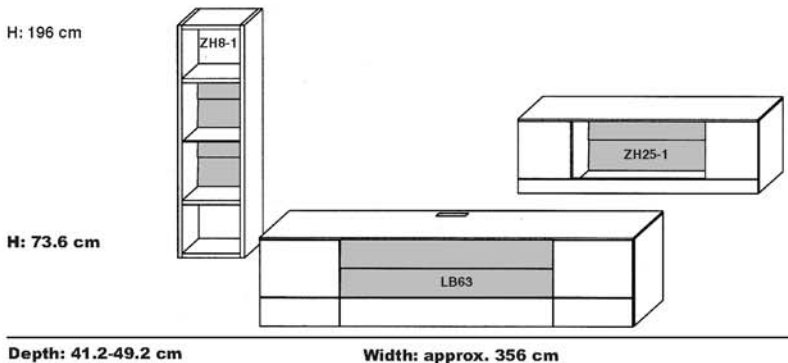
Order no. MI2 (as shown) MI2-SV (mirror-image)
PG 1

Lowboard versions, see possible modifications on page 5.

Recommended accessories: each

| Lighting | |
|--|---------|
| 1 LED light for display unit | LEDSET2 |
| 1 LED light for the panel | LD162 |
| 1 LED light for the panel | LD32 |
| 1 LED light for the lowboard | LM130 |
| 1 remote control with transformer 60 watt | FKS4-60 |
| General accessories | |
| 1 electrical storage compartment | LES49K |
| 1-2 drawer organisers | EK2-65 |
| 1-2 drawer organisers | EK1-65 |
| 1 device organiser with IR repeater | IRSET1 |
| Surcharge for base element with flap MPKL | |

For article descriptions and information about energy classes, see Accessories on p. 22-23



Order no. MI3 (as shown) MI3-SV (mirror-image)
PG 1

Recommended accessories: each

| Lighting | |
|--|---------|
| 1 LED light for display unit | LEDSET3 |
| 1 LED light for the shelf | LEDSET1 |
| 1 LED light for the lowboard | LM130 |
| 1 remote control with transformer 60 watt | FKS4-60 |
| General accessories | |
| 1 electrical storage compartment | LES49K |
| 1-2 drawer organisers | EK2-65 |
| 1-2 drawer organisers | EK1-65 |
| 1 device organiser with IR repeater | IRSET1 |
| Surcharge for base element with flap MPKL | |

For article descriptions and information about energy classes, see Accessories on p. 22-23

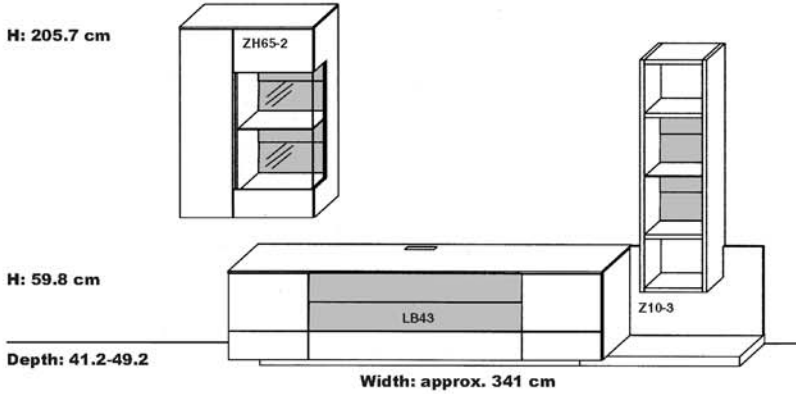
Wall combinations

Prices excluding lighting and accessories

Dimensions in cm directly beside the corresponding picture.

Planning information:

All combinations are shown without handles and are delivered like this as standard. If handles are required, please state this clearly on your order. They are then positioned in the factory as shown on the individual elements.



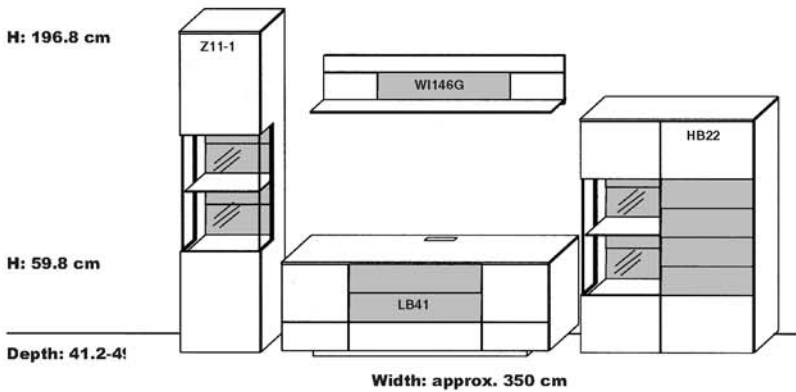
Order no. MI4 (as shown) MI4-SV (mirror-image)
PG 1

Lowboard versions, see possible modifications on page 5.

Recommended accessories: each

| Lighting | |
|--|---------|
| 1 LED light for display unit | LEDSET2 |
| 1 LED light for the shelf | LEDSET1 |
| 1 LED light for the lowboard | LM130 |
| 1 remote control with transformer 60 watt | FKS4-60 |
| General accessories | |
| 1 electrical storage compartment | LES49K |
| 1-2 drawer organisers | EK2-65 |
| 1-2 drawer organisers | EK1-65 |
| 1 device organiser with IR repeater | IRSET1 |
| Surcharge for base element with flap | MPKL |

For article descriptions and information about energy classes, see Accessories on p. 22-23



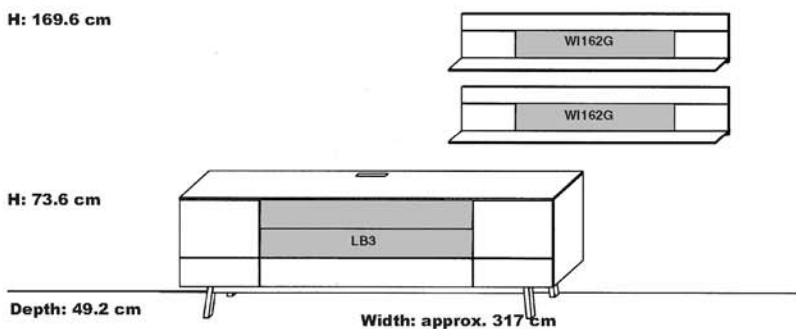
Order no. MI5 (as shown) MI5-SV (mirror-image)
PG 1

Lowboard versions, see possible modifications on page 5.

Recommended accessories: each

| Lighting | |
|--|---------|
| 2 LED lights for display unit | LEDSET2 |
| 1 LED light for the angled shelf | LM81 |
| 1 LED light for the lowboard | LM81 |
| 1 remote control with transformer 60 watt | FKS4-60 |
| General accessories | |
| 1 electrical storage compartment | LES41K |
| 1 drawer organiser | EK2-81 |
| 1 drawer organiser | EK1-81 |
| 1 device organiser with IR repeater | IRSET2 |
| Surcharge for base element with flap | MPKL |

For article descriptions and information about energy classes, see Accessories on p. 22-23



Order no. MI6 (as shown) MI6-SV (mirror-image)
PG 1

Lowboard versions, see possible modifications on page 5.

Recommended accessories: each




| Lighting | |
|--|---------|
| 2 LED lights for angled shelves | LM130 |
| 1 LED light for the lowboard | LM130 |
| 1 remote control with transformer 60 watt | FKS4-60 |
| General accessories | |
| 1 electrical storage compartment | LES49K |
| 1-2 drawer organisers | EK2-65 |
| 1-2 drawer organisers | EK1-65 |
| 1 device organiser with IR repeater | IRSET1 |
| Surcharge for base element with flap | MPKL |

For article descriptions and information about energy classes, see Accessories on p. 22-23

Wall combinations

Prices excluding lighting and accessories

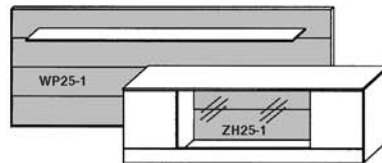
Dimensions in cm directly beside the corresponding picture.

-  = Solid wild oak, brushed and natural oiled.
-  = Textured terra oak timber, veneered.
-  = White, fango or anthracite matt silk lacquer.

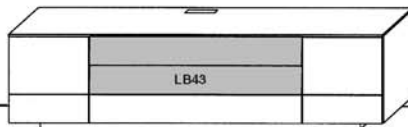
Planning information:

All combinations are shown without handles and are delivered like this as standard. If handles are required, please state this clearly on your order. They are then positioned in the factory as shown on the individual elements.

H: 178.3 cm



H: 59.8 cm



Depth: 41.2-49.2 cm

Width: approx. 325 cm

Order no. MI7 (as shown)
PG 1

MI7-SV (mirror-image)

Lowboard versions, see possible modifications on page 5.

Recommended accessories:

each

Lighting

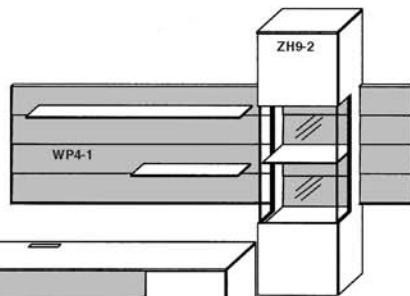
| | |
|--|---------|
| 1 LED light for display unit | LEDSET3 |
| 1 LED light for the panel | LD195 |
| 1 LED light for the lowboard | LM130 |
| 1 remote control with transformer 60 watt | FKS4-60 |

General accessories

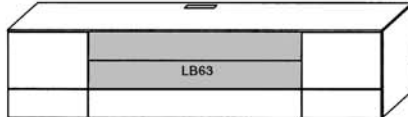
| | |
|--------------------------------------|--------|
| 1 electrical storage compartment | LES49K |
| 1-2 drawer organisers | EK2-65 |
| 1-2 drawer organisers | EK1-65 |
| 1 device organiser with IR repeater | IRSET1 |
| Surcharge for base element with flap | MPKL |

For article descriptions and information about energy classes, see Accessories on p. 22-23

H: 214.5 cm



H: 73.6 cm



Depth: 41.2-49.2 cm

Width: approx. 325 cm

Order no. MI22 (as shown)
PG 1

MI22-SV (mirror-image)

Recommended accessories:

each

Lighting

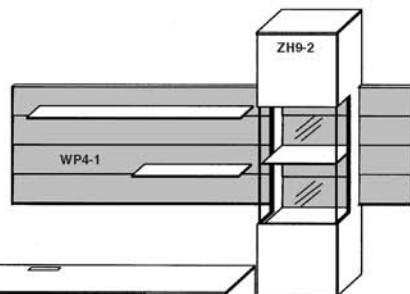
| | |
|--|---------|
| 1 LED light for display unit | LEDSET2 |
| 1 LED light for the panel | LD162 |
| 1 LED light for the panel | LD32 |
| 1 LED light for the lowboard | LM130 |
| 1 remote control with transformer 60 watt | FKS4-60 |

General accessories

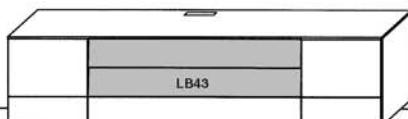
| | |
|--------------------------------------|--------|
| 1 electrical storage compartment | LES49K |
| 1-2 drawer organisers | EK2-65 |
| 1-2 drawer organisers | EK1-65 |
| 1 device organiser with IR repeater | IRSET1 |
| Surcharge for base element with flap | MPKL |

For article descriptions and information about energy classes, see Accessories on p. 22-23

H: 214.5 cm



H: 59.8 cm



Depth: 41.2-49.2 cm

Width: approx. 325 cm

Order no. MI23 (as shown)
PG 1

MI23-SV (mirror-image)

Lowboard versions, see possible modifications on page 5.

Recommended accessories:

each

Lighting

| | |
|--|---------|
| 1 LED light for display unit | LEDSET2 |
| 1 LED light for the panel | LD162 |
| 1 LED light for the panel | LD32 |
| 1 LED light for the lowboard | LM130 |
| 1 remote control with transformer 60 watt | FKS4-60 |

General accessories

| | |
|--------------------------------------|--------|
| 1 electrical storage compartment | LES49K |
| 1-2 drawer organisers | EK2-65 |
| 1-2 drawer organisers | EK1-65 |
| 1 device organiser with IR repeater | IRSET1 |
| Surcharge for base element with flap | MPKL |

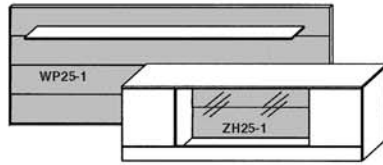
For article descriptions and information about energy classes, see Accessories on p. 22-23

Wall combinations

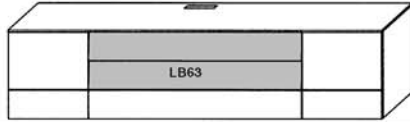
Prices excluding lighting and accessories

Dimensions in cm directly beside the corresponding picture.

H: 178.3 cm



H: 73.6 cm



Depth: 41.2-49.2 cm

Width: approx. 325 cm

Order no. **MI27** (as shown)
PG 1

MI27-SV (mirror-image)

Recommended accessories: each

Lighting

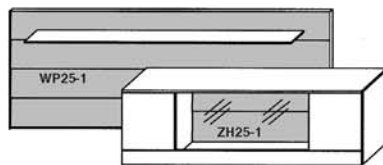
| | |
|--|---------|
| 1 LED light for display unit | LEDSET3 |
| 1 LED light for the panel | LD195 |
| 1 LED light for the lowboard | LM130 |
| 1 remote control with transformer 60 watt | FKS4-60 |

General accessories

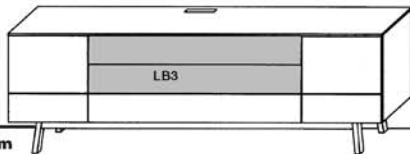
| | |
|--------------------------------------|--------|
| 1 electrical storage compartment | LES49K |
| 1-2 drawer organisers | EK2-65 |
| 1-2 drawer organisers | EK1-65 |
| 1 device organiser with IR repeater | IRSET1 |
| Surcharge for base element with flap | MPKL |

For article descriptions and information about energy classes, see Accessories on p. 22-23

H: 178.3 cm



H: 73.6 cm



Depth: 41.2-49.2 cm

Width: approx. 325 cm

Order no. **MI28** (as shown)
PG 1

MI28-SV (mirror-image)

Lowboard versions, see possible modifications on page 5.

Recommended accessories: each

Lighting

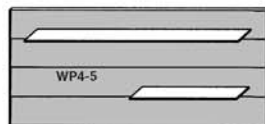
| | |
|--|---------|
| 1 LED light for display unit | LEDSET3 |
| 1 LED light for the panel | LD195 |
| 1 LED light for the lowboard | LM130 |
| 1 remote control with transformer 60 watt | FKS4-60 |

General accessories

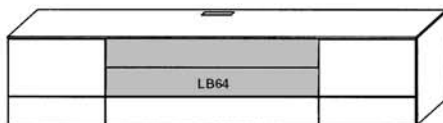
| | |
|--------------------------------------|--------|
| 1 electrical storage compartment | LES49K |
| 1-2 drawer organisers | EK2-65 |
| 1-2 drawer organisers | EK1-65 |
| 1 device organiser with IR repeater | IRSET1 |
| Surcharge for base element with flap | MPKL |

For article descriptions and information about energy classes, see Accessories on p. 22-23

H: 178.3 cm



H: 73.6 cm



Depth: 49.2 cm

Width: approx. 340 cm

Order no. **MI219** (as shown)
PG 1

MI219-SV (mirror-image)

Recommended accessories: each

Lighting

| | |
|--|---------|
| 1 LED light for the panel | LD162 |
| 1 LED light for the lowboard | LM130 |
| 1 remote control with transformer 60 watt | FKS4-60 |

General accessories




| | |
|--------------------------------------|--------|
| 1 electrical storage compartment | LES65K |
| 1-2 drawer organisers | EK2-65 |
| 1-2 drawer organisers | EK1-65 |
| 1 device organiser with IR repeater | IRSET3 |
| Surcharge for base element with flap | MPKL |

For article descriptions and information about energy classes, see Accessories on p. 22-23

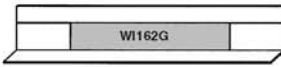
Sideboards

Prices excluding lighting and accessories

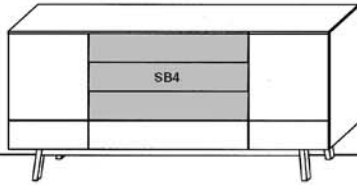
Dimensions in cm directly beside the corresponding picture.

-  = Solid wild oak, brushed and natural oiled.
-  = Textured terra oak timber, veneered.
-  = White, fango or anthracite matt silk lacquer.

H: approx. 142 cm



H: 91.2 cm



Depth: 49.2 cm

Width: 195 cm

Order no. MI31
PG 1

Recommended accessories: each

Lighting


| | |
|--|---------|
| 1 LED light for the angled shelf | LM98 |
| 1 LED light for the lowboard | LM98 |
| 1 remote control with transformer 30 watt | FKS4-30 |

General accessories

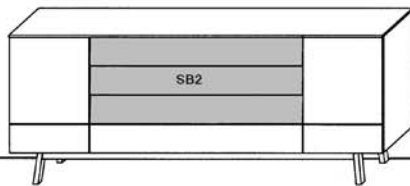
| | |
|----------------------------------|--------|
| 1 electrical storage compartment | LES49K |
| 1 drawer organiser | EK2-98 |
| 1 drawer organiser | EK1-98 |

For article descriptions and information about energy classes, see Accessories on p. 22-23

H: approx. 142 cm



H: 91.2 cm



Depth: 49.2 cm

Width: 227.5 cm

Order no. MI32
PG 1

Recommended accessories: each

Lighting

| | |
|--|---------|
| 1 LED light for the angled shelf | LM130 |
| 1 LED light for the lowboard | LM130 |
| 1 remote control with transformer 30 watt | FKS4-30 |




General accessories

| | |
|----------------------------------|--------|
| 1 electrical storage compartment | LES49K |
| 1-2 drawer organisers | EK2-65 |
| 1-2 drawer organisers | EK1-65 |

For article descriptions and information about energy classes, see Accessories on p. 22-23

Lowboards on plinth

Dimensions in cm directly beside the corresponding picture.

-  = Solid wild oak, brushed and natural oiled.
-  = Textured terra oak timber, veneered.
-  = White, fango or anthracite matt silk lacquer.

T=Door

S=Drawer

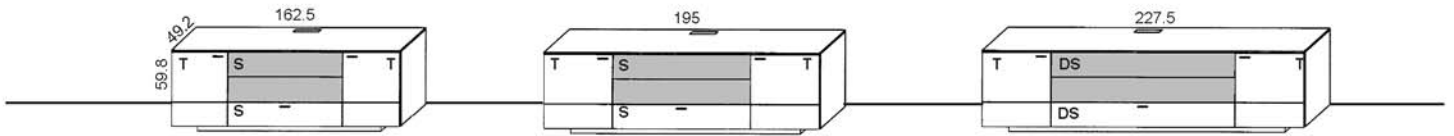
GK=Device cover

DS=Double drawer (one front piece, two drawers that open simultaneously)

Planning information:

For guidance, all elements are shown with handles. However, they are delivered without handles as standard.

If handles are required, please state this clearly on your order. They are then positioned in the factory as shown.



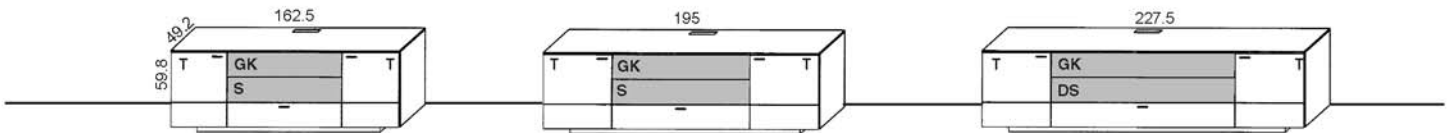
Order no. LB41
PG 1

LB42

LB43



Order no. LB44
PG 1



Order no. LB45
PG 1

LB46

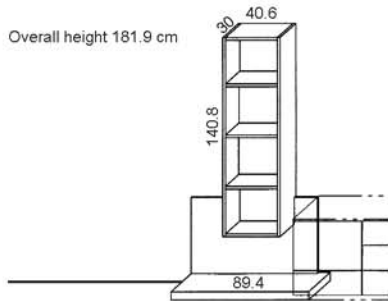
LB47



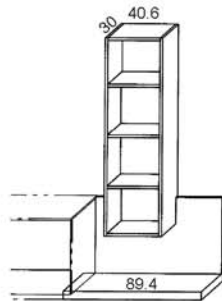
Order no. LB48
PG 1

Connecting pieces for lowboards on plinth

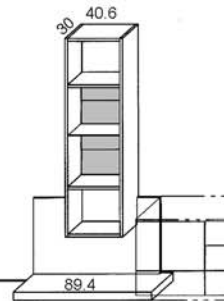
Dimensions in cm directly beside the corresponding picture.



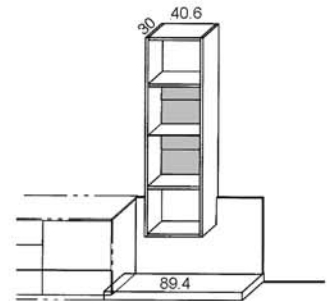
Order no. Z10-2
PG 1



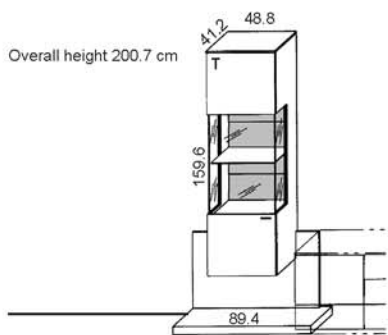
Z10-1



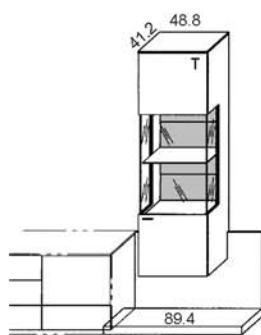
Z10-4



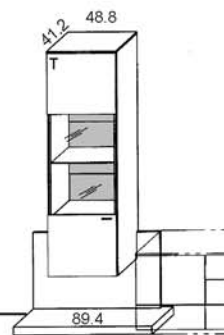
Z10-3



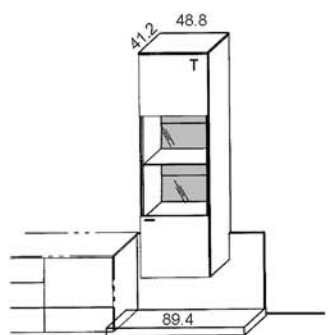
Order no. Z12-22
PG 1



Z12-21






Z12-24



Z12-23

Lowboards on base

Dimensions in cm directly beside the corresponding picture.

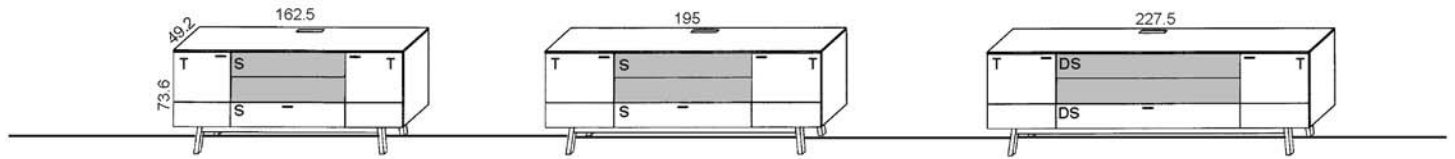
-  = Solid wild oak, brushed and natural oiled.
-  = Textured terra oak timber, veneered.
-  = White, fango or anthracite matt silk lacquer.

T=Door

S=Drawer

GK=Device cover

DS=Double drawer (one front piece, two drawers that open simultaneously)

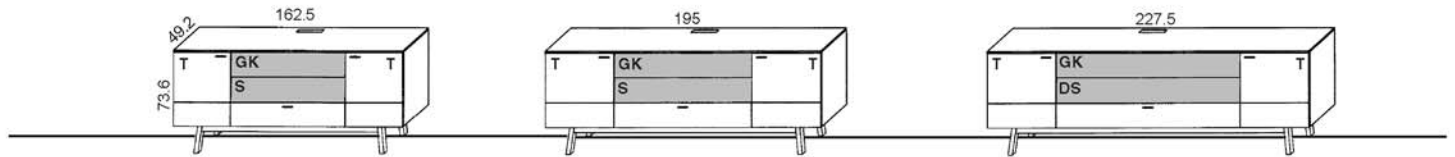


Order no. LB1

PG 1

LB2

LB3



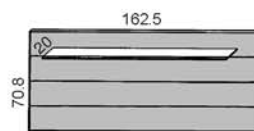
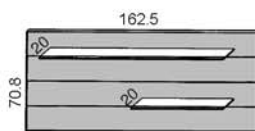
Order no. LB5

PG 1

LB6

LB7

Wall panels



Order no. WP4-5 (as shown)




PG 1

WP4-6 (mirror-image)

WP4-7

Lowboards on gliders

Dimensions in cm directly beside the corresponding picture.

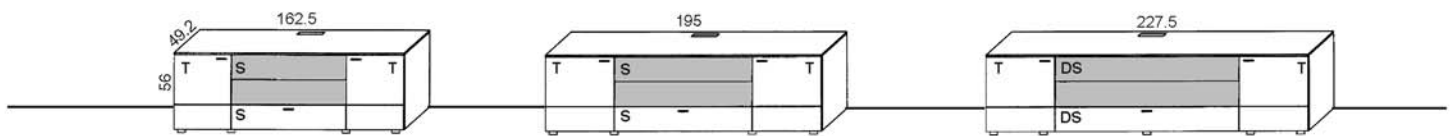
-  = Solid wild oak, brushed and natural oiled.
-  = Textured terra oak timber, veneered.
-  = White, fango or anthracite matt silk lacquer.

T=Door

S=Drawer

GK=Device cover

DS=Double drawer (one front piece, two drawers that open simultaneously)




Order no. LB21

PG 1

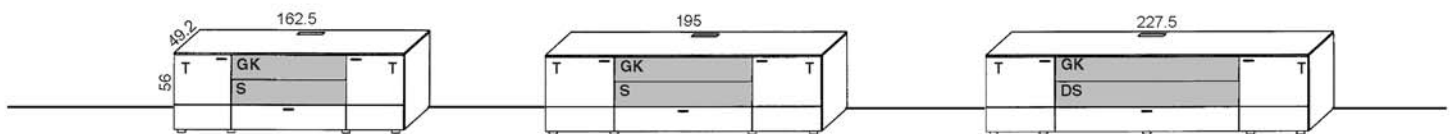
LB22

LB23



Order no. LB24

PG 1




Order no. LB25

PG 1

LB26

LB27






Order no. LB28

PG 1

Floating lowboards

Dimensions in cm directly beside the corresponding picture.



-  = Solid wild oak, brushed and natural oiled.
-  = Textured terra oak timber, veneered.
-  = White, fango or anthracite matt silk lacquer.

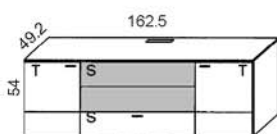
T=Door

S=Drawer

GK=Device cover

DS=Double drawer (one front piece, two drawers that open simultaneously)

  The load-bearing capacity of the wall units is 45 kg when mounted to solid brickwork in accordance with the manufacturer's instructions.



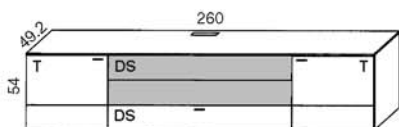
Order no. LB61
PG 1



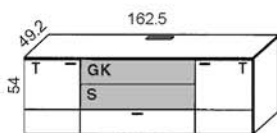
LB62



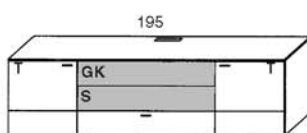
LB63



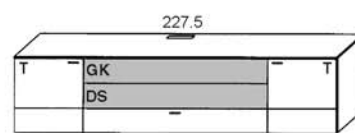
Order no. LB64
PG 1



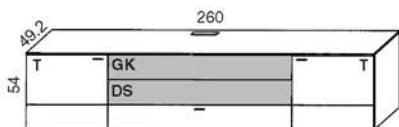
Order no. LB65
PG 1



LB66



LB67






Order no. LB68
PG 1

Tall cabinet elements and highboards

Dimensions in cm directly beside the corresponding picture.

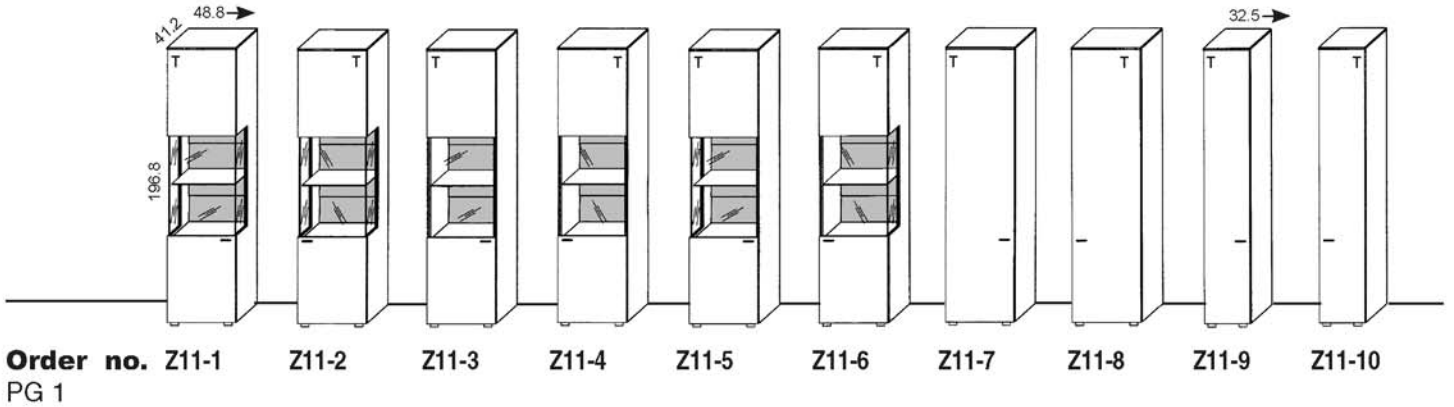
T=Door
S=Drawer

-  = Solid wild oak, brushed and natural oiled.
-  = Textured terra oak timber, veneered.
-  = White, fango or anthracite matt silk lacquer.

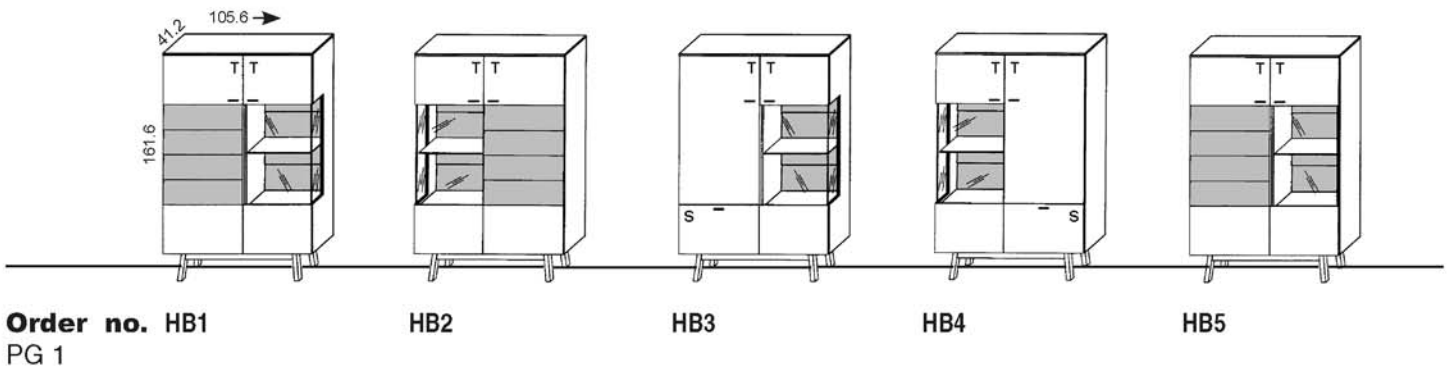
Planning information:

For guidance, all elements are shown with handles. However, they are delivered without handles as standard. If handles are required, please state this clearly on your order. They are then positioned in the factory as shown.

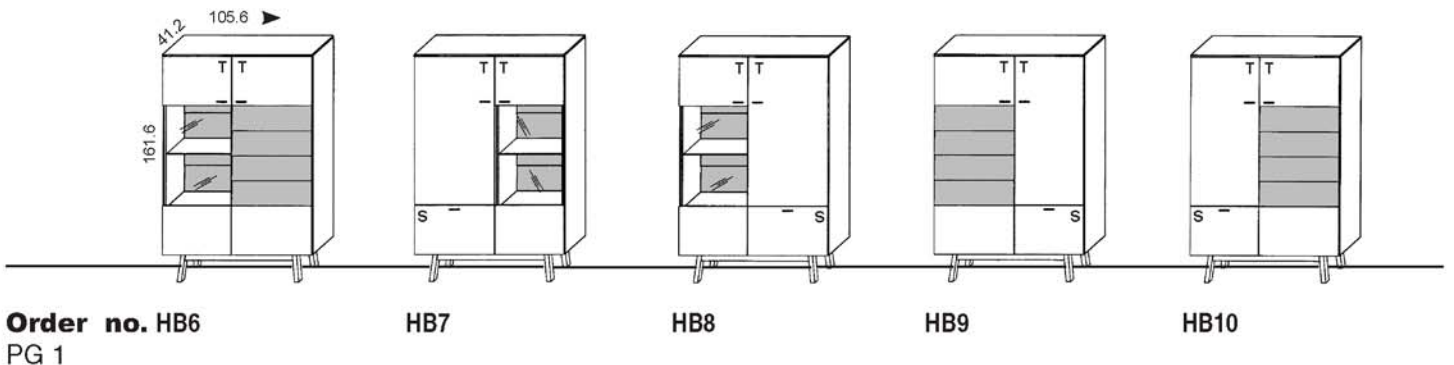
Tall cabinet elements



Highboards on base






The highboard **HB1** corresponds with the combination **MI41-SV**
The highboard **HB2** corresponds with the combination **MI41**



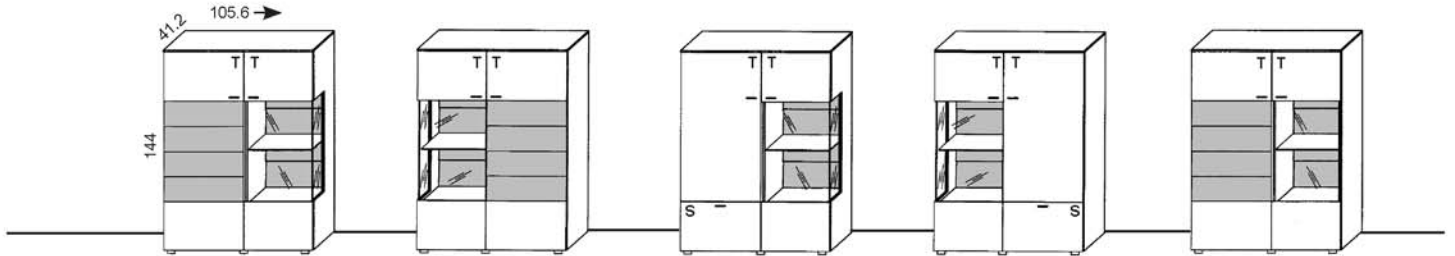
Highboards

Dimensions in cm directly beside the corresponding picture.

T=Door
S=Drawer

-  = Solid wild oak, brushed and natural oiled.
-  = Textured terra oak timber, veneered.
-  = White, fango or anthracite matt silk lacquer.

Highboards on gliders



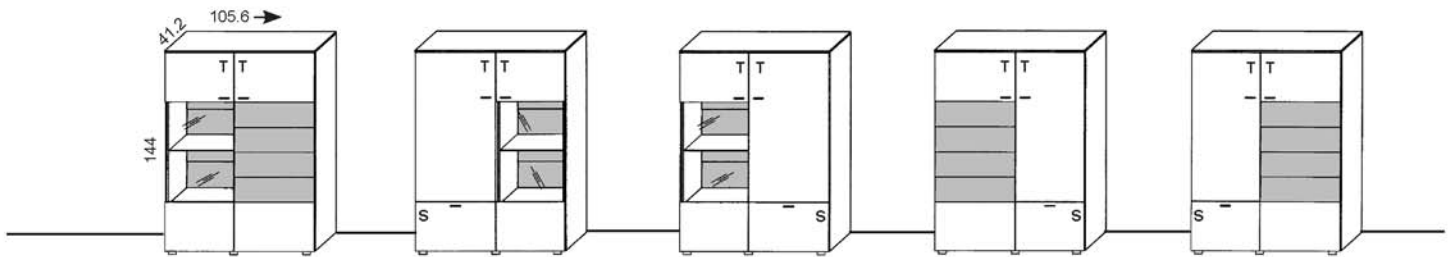
Order no. HB21
PG 1

HB22

HB23

HB24

HB25



Order no. HB26
PG 1

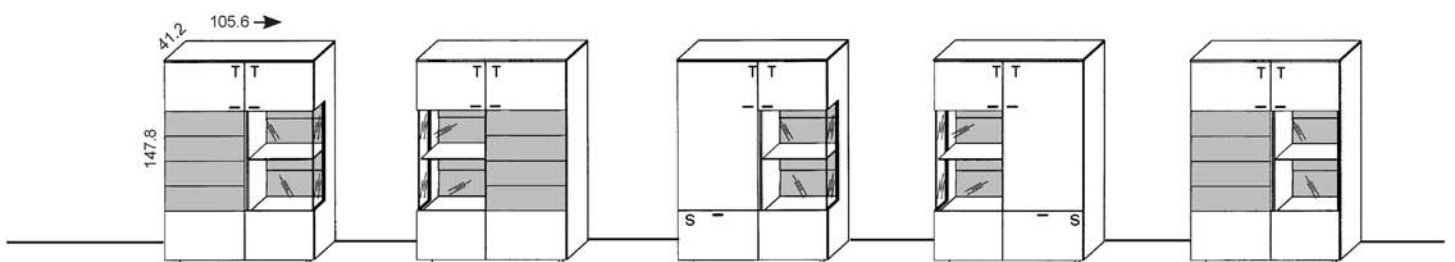
HB27

HB28

HB29

HB30

Highboards on plinth



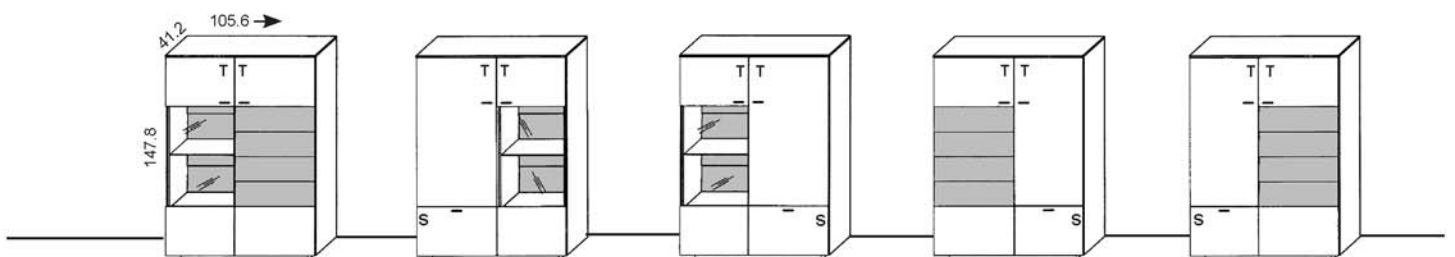
Order no. HB41
PG 1

HB42

HB43

HB44

HB45



Order no. HB46
PG 1

HB47

HB48




HB49

HB50

The highboard **HB49** corresponds with the combination **MI51**
The highboard **HB50** corresponds with the combination **MI51-SV**

Sideboards and angled shelves

Dimensions in cm directly beside the corresponding picture.

-  = Solid wild oak, brushed and natural oiled.
-  = Textured terra oak timber, veneered.
-  = White, fango or anthracite matt silk lacquer.

T=Door

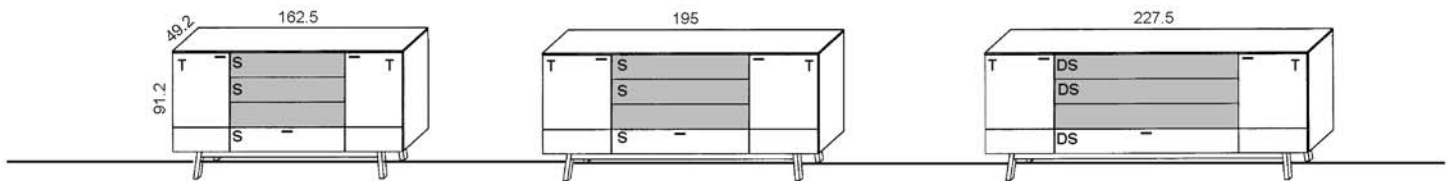
S=Drawer

DS=Double drawer (one front piece, two drawers that open simultaneously)

Planning information:

For guidance, all elements are shown with handles. However, they are delivered without handles as standard. If handles are required, please state this clearly on your order. They are then positioned in the factory as shown.

Sideboards on base



Order no. SB1
PG 1

SB4

SB2

Sideboards on gliders

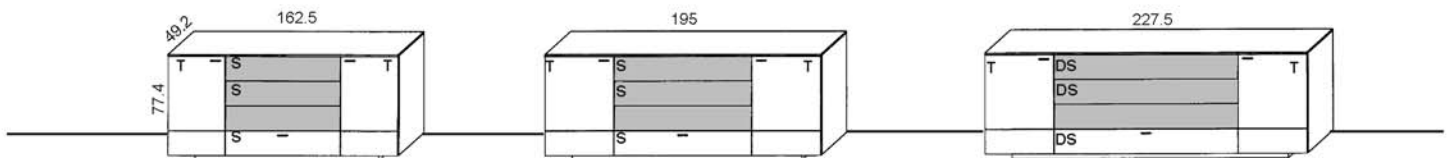


Order no. SB21
PG 1

SB22

SB23

Sideboards on plinth




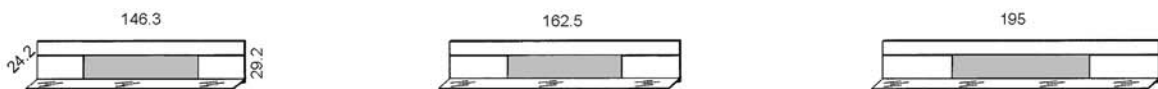
Order no. SB41
PG 1

SB42

SB43

Angled shelves

 The load-bearing capacity of the angled shelf is 15 kg when mounted to solid brickwork in accordance with the manufacturer's instructions.




Order no. WI146G
PG 1

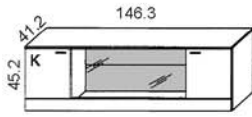
WI162G

WI195G

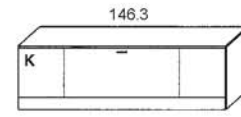
Wall units and wall panels

↓  The load-bearing capacity of the wall units is 45 kg when mounted to solid brickwork in accordance with the manufacturer's instructions.

Wall units, 2.5 increments, 41.2 cm deep

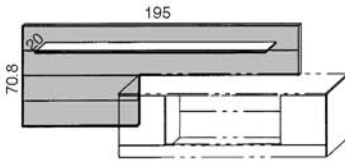


Order no. ZH25-1
PG 1



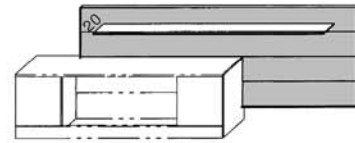
ZH25-2

Wall panels for 2.5-increment wall units



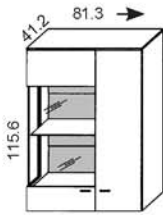
Order no. WP25-1
PG 1

The wall units are not part of the panel and must be ordered separately.

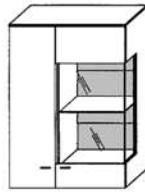


WP25-2

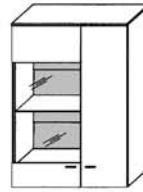
Wall units, 6.5 increments, 41.2 cm deep



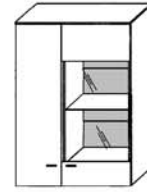
Order no. ZH65-1
PG 1



ZH65-2

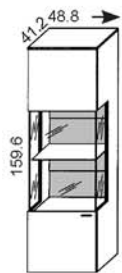


ZH65-3

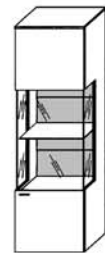


ZH65-4

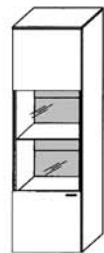
Wall units, 9 increments, 41.2 cm deep



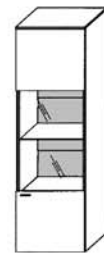
Order no. ZH9-1
PG 1



ZH9-2

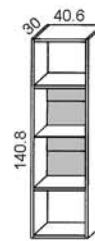


ZH9-3



ZH9-4

Wall shelves, 8 increments, 30 cm deep

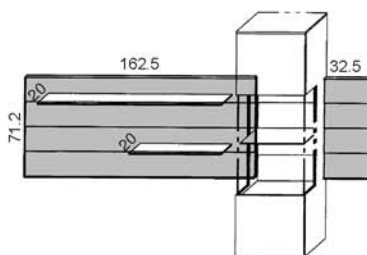


ZH8-1



ZH8-2

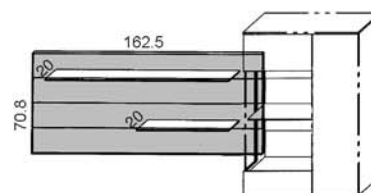
Wall panels for 6.5-increment and 9-increment wall units



Order no. WP4-1
PG 1

(mirror-image)
WP4-2

The wall units are not part of the panel and must be ordered separately.



(as shown)
WP4-3

(mirror-image)
WP4-4

Coffee tables, dining tables, chairs and benches

For the formal coffee tables, dining tables, chairs and benches that match this model, please see the comprehensive coffee table, dining table, chair and bench collection in the most up-to-date type lists.

Examples from our broad range of coffee tables



Please see the current coffee table list for more coffee table designs, the available sizes and finishes. This list also contains descriptions and prices for each model.

Examples from our broad range of dining tables







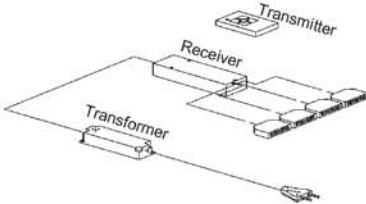
Please see the current dining table list for more dining table designs, the available sizes and finishes. This list also contains descriptions and prices for each model.

Examples from our broad range of chairs and benches

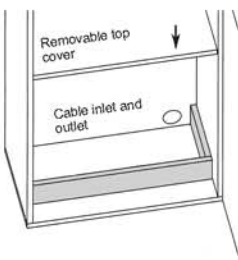
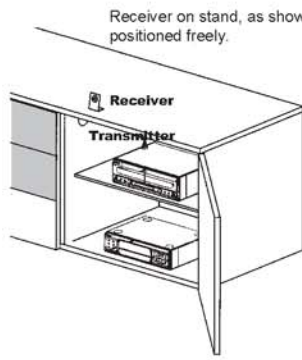

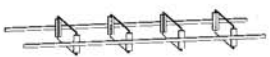
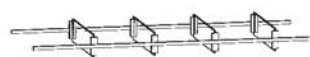
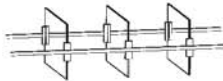
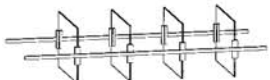
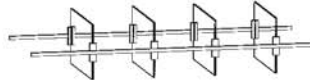


Please see the current chair/bench type list for more chair designs, the available sizes and finishes. This list also contains descriptions and prices for each model.

Accessories

| Article | Order no. | | Description |
|--|----------------|--|--|
| Lighting and switches | | | |
| LED lighting set | | | |
| For shelf ZH8-1 | LEDSET1 | | 4 LED lights, cable length approx. 4 metres. Transformer required. 12 volt/16.8 watt. |
| For display units | LEDSET2 | | 4 LED lights, cable length approx. 4 metres. Transformer required. 12 volt/20.4 watt. |
| For ZH25-1 | LEDSET3 | | 2 LED lights, cable length approx. 4 metres. Transformer required. 12 volt/19.8 watt. |
| | | |  Diese Produkte enthalten Lichtquellen der Energieeffizienzklasse <F> auf einer Skala von A (höchste Effizienz) bis G (geringste Effizienz). Die Lichtquellen in den LED-Beleuchtungen sind nicht tauschbar. |
| LED niche lighting | | | |
| For sideboards and lowboards 162.5 cm wide and WI146 | LM81 | | 1 LED light, cable length approx. 4 metres. Transformer required. 12 volt/8 watt. |
| For sideboard and lowboard elements, 195-cm wide and WI162 | LM98 | | 1 LED light, cable length approx. 4 metres. Transformer required. 12 volt/9.4 watt. |
| For sideboards and lowboards 227.5 cm wide and WI195 | LM130 | | 1 LED light, cable length approx. 4 metres. Transformer required. 12 volt/12 watt. |
| | | |  Diese Produkte enthalten Lichtquellen der Energieeffizienzklasse <F> auf einer Skala von A (höchste Effizienz) bis G (geringste Effizienz). Die Lichtquellen in den LED-Beleuchtungen sind nicht tauschbar. |
| LED panel lighting | | | |
| For WP4-1 and WP4-2 , shorter piece | LD32 | | 1 LED light, cable length approx. 4 metres. Transformer required. 12 volt/3.6 watt. |
| For WP4-1 and WP4-2 , longer piece | LD162 | | 1 LED light, cable length approx. 4 metres. Transformer required. 12 volt/19.2 watt. |
| For W4-3, WP4-4, WP4-5, WP4-6, WP4-7 For WP25-1 and WP25-2 | LD195 | | 1 LED light, cable length approx. 4 metres. Transformer required. 12 volt/23.1 watt. |
| | | |  Diese Produkte enthalten Lichtquellen der Energieeffizienzklasse <F> auf einer Skala von A (höchste Effizienz) bis G (geringste Effizienz). Die Lichtquellen in den LED-Beleuchtungen sind nicht tauschbar. |
| Transformers and remote controls | | | |
| LED transformer 30 watt | LEVG30 | | 12 volt/30 watt, suitable for max. 10 connections. Cable length approx. 5 metres, switch on the supply cable.  |
| Radio remote control incl.: | | | |
| LED transformer 30 watt | FKS4-30 | |  A maximum of four power circuits can be switched and dimmed using the remote control. Six light fixtures can be included in each power circuit. Depending on the version chosen, there is a 30 or 60 watt transformer included in this set with the remote control. |
| LED transformer 60 watt | FKS4-60 | | |

Accessories

| Article | Order no. | | Description |
|--|--------------------|--|--|
| Electrical storage compartment without radio remote control | | | |
| Fitted behind doors | LES.... | |  <p>Please specify the element in which the electrical storage compartment should be fitted. There is no radio remote control included in this electrical storage compartment. The upper cover is a removable wooden shelf, and the full cabinet depth can therefore be used.</p> |
| Device organiser behind lowboard doors | | | |
| Device organiser behind 48.8-cm-wide doors | IRSET1 | |  <p>Receiver on stand, as shown. It can be positioned freely.</p> <p>The device organiser includes an additional glass shelf, a cable feedthrough element and an IR repeater. The IR repeater increases the range of standard IR remote controls within the unit. A DVD player can therefore be operated from behind a closed door, for example. Incoming IR commands from the appliance's remote control are received by the receiver, amplified and passed on inside the unit via the transmitter. The advantage is that the repeater simply passes on signals, it therefore does not require its own remote control. A 220-volt mains connection is required for operation.</p> |
| Device organiser behind 40.6-cm-wide doors | IRSET2 | | |
| Device organiser behind 65-cm-wide doors | IRSET3 | | |
| Drawers: Special equipment | | | |
| For elements LB3, LB23, LB43, LB63 SB2, SB23, SB43 | EK1-65 | |  <p>Drawer organiser for shallow drawers with 3 dividers</p> |
| For elements LB1, LB21, LB41, LB61 SB1, SB21, SB41 | EK1-81 | |  <p>Drawer organiser for shallow drawers with 4 dividers</p> |
| For elements LB2, LB22, LB42, LB62 SB4, SB22, SB42 | EK1-98 | |  <p>Drawer organiser for shallow drawers with 4 dividers</p> |
| For elements LB3, LB23, LB43, LB63 SB2, SB23, SB43 | EK2-65 | |  <p>Drawer organiser for tall drawers with 3 dividers</p> |
| For elements LB1, LB21, LB41, LB61 SB1, SB21, SB41 | EK2-81 | |  <p>Drawer organiser for tall drawers with 4 dividers</p> |
| For elements LB2, LB22, LB42, LB62 SB4, SB22, SB42 | EK2-98 | |  <p>Drawer organiser for tall drawers with 4 dividers</p> |
| Wooden shelves | | | |
| | Shelf | | Due to the various possibilities, please state on which element, and if appropriate, behind which doors the additional wooden shelves are required. |
| Glass shelves | | | |
| | Glass shelf | | Due to the various possibilities, please state on which element, and if appropriate, behind which doors the additional glass shelves are required. |

A minimum-charge surcharge of will be added to all orders worth up to .

GWINNER[®]