

MEDIA CONCEPT

valid from 01.06.2022



GWINNER®

Front and carcase

White matt silk lacquer

Fango matt silk lacquer

Taupe matt silk lacquer

Anthracite matt silk lacquer

Veneer contrast finishes	Lacquer contrast finishes
Honey oak timber Natural knotty walnut Natural wild core beech	White matt silk lacquer Fango matt silk lacquer Taupe matt silk lacquer Anthracite matt silk lacquer
The colour and wood finishes have been specifically created for our models and can therefore not be found in any standard. Colour samples provide an approximate reproduction and serve only as a guide.	

Handles:

All elements are supplied with handles in high-gloss chrome as standard. The handles are also available in stainless steel or antracite at no extra cost. If required, please state this clearly on your order.

Table of contents

Product information and planning information	Page 4-5
Combinations	Page 6-11
Supporting-section elements	Page 12-21
Lowboards	Page 22
Sideboards	Page 23
Panel shelves, wall panels and wall units	Page 24-25
Highboards and free-standing elements	Page 26-27
Accessories	Page 28-30
Recommended coffee tables, chairs, benches and dining tables	Page 31

Customer services

Sales:

You can call us:

Mon to Fri 8 a.m. – 5 p.m. Tel. +49 (0) 7445 183 0

Planning information:

You can call us:

Mon to Fri 8 a.m. – 5 p.m. Tel. +49 (0) 7445 183 370

Fax +49 (0) 7445 183 399

Website:

www.gwinner.de

Planning and ordering information

Media Concept can be configured in any way using the planning programme

furn plan

Only the current type list applies for price, dimensions and design information.

Have you included everything in your plan?

The following information is required for the Media Concept model:

- **The lacquer finish for the different sections**
- **The wood finish for the different sections**
- **The handle finish**
- **Positioning sequence or sketch for freely designed configurations**
- **Accessories and lighting, if required**

! When including lighting, we recommend using the radio remote control or the electrical storage compartment with radio remote control. As a result, all transformers, connectors and distributors are neatly stored away but are still easily accessible; all lighting can be operated using the remote control.

Please note that the delivery time may be extended if an order is unclear or incomplete. Please ensure you provide all details when placing your order to enable us to process your order quickly and correctly.

Product information

Media Concept has been awarded the DGM mark of quality by the German Furniture Quality Association

Country of manufacture: Germany



Materials used:

Front and carcase are made from 19-mm-thick chipboard in all lacquer and veneered finishes; the visible areas are lacquered. Veneered or lacquered supporting sections are 38 mm thick, panel shelves are 13 mm thick and rear panels are 5 mm thick.

The drawers are mounted on soft-close full-extension Quadro runners, and have been tested 40,000 times.

Doors and glass doors are mounted on nickel-plated, three-way adjusting, fast-assembly metal cup hinges, which have been tested 40,000 times. It is guaranteed that functionally compatible replacement parts will be available for all wear parts for at least five years.

Display-unit doors and panel shelves are made from parasol grey float glass, glass shelves are made from clear float glass.



Load-bearing capacity:



Base-element drawers have a load-bearing capacity of 15 kg; all other drawers have a load-bearing capacity of 10 kg when loaded evenly. Wooden shelves have a load-bearing capacity of 15 kg; glass shelves have a load-bearing capacity of 10 kg; additional information relating to load-bearing capacity can be found on the corresponding element.

Home hygiene:

Media Concept meets the requirements for a healthy home environment, it has been tested for harmful substances in accordance with RAL-GZ 430/1-1.



Care instructions:

Wipe with a dry duster or a slightly damp cloth. The lacquers are highly resistant to abrasion in accordance with DIN 68861.

Electrics:

All lighting elements and connection cables are VDE-tested.

Energy usage:



Die eingesetzten LED-Beleuchtungen enthalten eine Lichtquelle der Energieeffizienzklasse <F> auf einer Skala von A (höchste Effizienz) bis G (geringste Effizienz). Die Lichtquellen in den LED-Beleuchtungen sind nicht tauschbar.

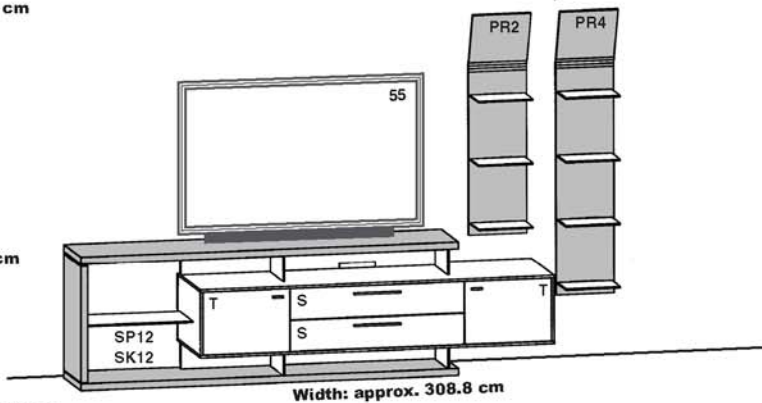
Subject to errors, as well as design, colour and material modifications as part of technical progress.

Dimensions in cm directly beside the corresponding picture.

Combination prices excluding lighting and accessories

Height: 198.2 cm

Height: 76.2 cm



Depth: 41.2-55.7 cm

Order no. MC906 (as shown) MC906-SV (mirror-image)
PG 1

Depth: 41.2-49.2 cm

Order no. MC906K (as shown) MC906K-SV (mirror-image)
PG 1 **NEW**

Recommended accessories: each

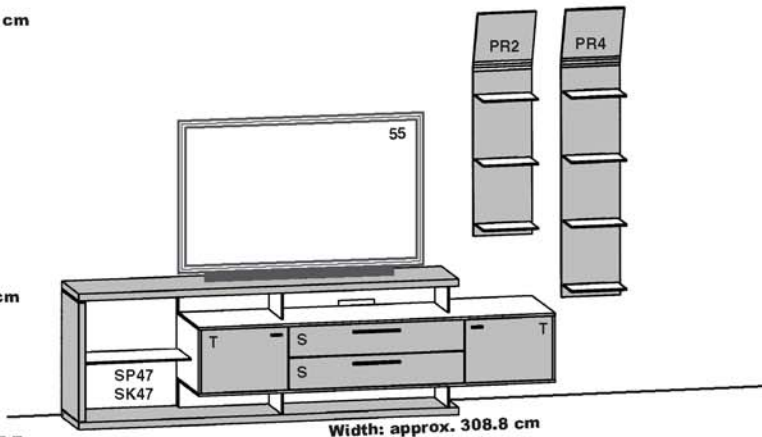
Lighting	
2 panel lights	LSD2
2 niche lights	LN195
1 transformer, 30 watt	LEVG30
1 radio remote control	FKS4

General accessories

For article descriptions and energy-efficiency information, see Accessories on p. 28-30

Height: 198.2 cm

Height: 76.2 cm



Depth: 41.2-55.7 cm

Order no. MC907 (as shown) MC907-SV (mirror-image)
PG 1

Depth: 41.2-49.2 cm

Order no. MC907K (as shown) MC907K-SV (mirror-image)
PG 1 **NEW**

Recommended accessories: each

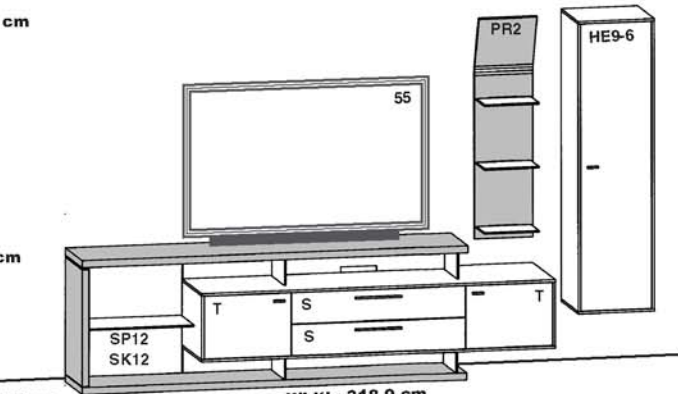
Lighting	
2 panel lights	LSD2
2 niche lights	LN195
1 transformer, 30 watt	LEVG30
1 radio remote control	FKS4

General accessories

For article descriptions and energy-efficiency information, see Accessories on p. 28-30

Height: 198.2 cm

Height: 76.2 cm



Depth: 41.2-55.7 cm

Order no. MC916 (as shown) MC916-SV (mirror-image)
PG 1

Depth: 41.2-49.2 cm

Order no. MC916K (as shown) MC916K-SV (mirror-image)
PG 1 **NEW**

Recommended accessories: each

Lighting	
1 panel light	LSD2
2 niche lights	LN195
1 transformer, 30 watt	LEVG30
1 radio remote control	FKS4

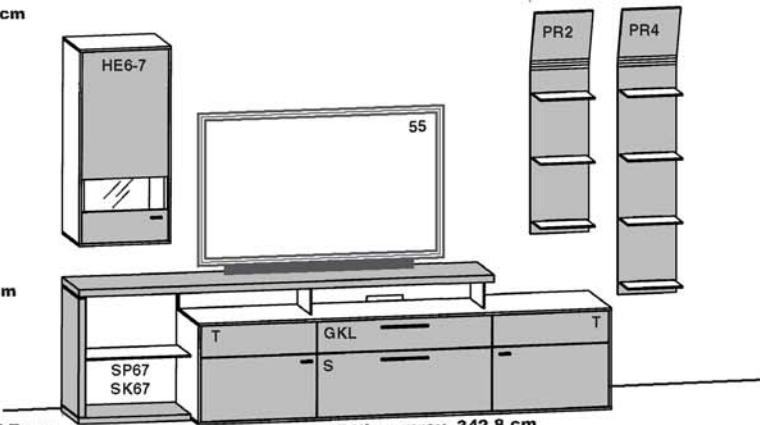
General accessories

For article descriptions and energy-efficiency information, see Accessories on p. 28-30

□ = lacquer ▒ = veneer

T = Door S = Drawer GKL = Device cover SKL = Sound cover

Height: 198.2 cm



Height: 76.2 cm

Depth: 41.2-55.7 cm

Width: approx. 342.8 cm

Order no.
PG 1

MC917 (as shown)

MC917-SV (mirror-image)

Depth: 41.2-49.2 cm

Order no.
PG 1 **NEW**

MC917K (as shown)

MC917K-SV (mirror-image)

Recommended accessories: each

Lighting

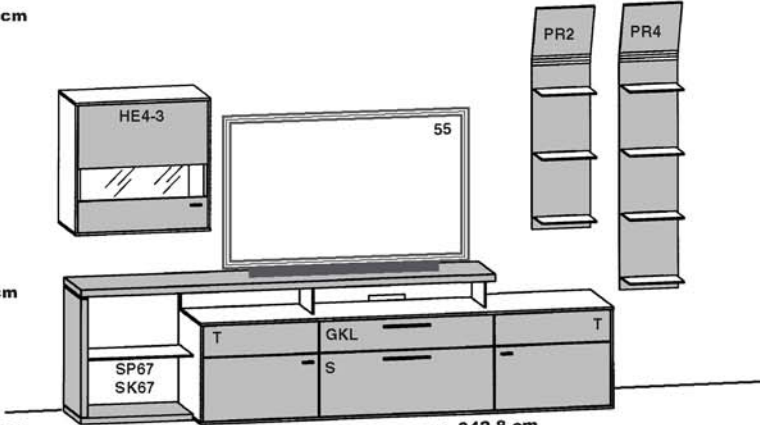
2 panel lights	LSD2
1 spotlight for display unit	LST2
1 niche light	LN228
1 transformer, 30 watt	LEVG30
1 radio remote control	FKS4

General accessories

1 contrasting rear panel for display unit RW72-49

For article descriptions and energy-efficiency information, see Accessories on p. 28-30

Height: 198.2 cm



Height: 76.2 cm

Depth: 41.2-55.7 cm

Width: approx. 342.8 cm

Order no.
PG 1

MC919 (as shown)

MC919-SV (mirror-image)

Depth: 41.2-49.2 cm

Order no.
PG 1 **NEW**

MC919K (as shown)

MC919K-SV (mirror-image)

Recommended accessories: each

Lighting

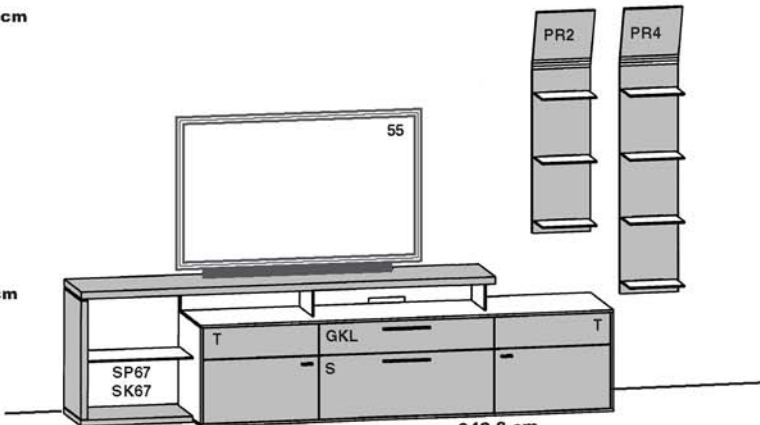
2 panel lights	LSD2
1 spotlight for display unit	LST2
1 niche light	LN228
1 transformer, 30 watt	LEVG30
1 radio remote control	FKS4

General accessories

1 contrasting rear panel for display unit RW72-73

For article descriptions and energy-efficiency information, see Accessories on p. 28-30

Height: 198.2 cm



Height: 76.2 cm

Depth: 41.2-55.7 cm

Width: approx. 342.8 cm

Order no.
PG 1

MC921 (as shown)

MC921-SV (mirror-image)

Depth: 41.2-49.2 cm

Order no.
PG 1 **NEW**

MC921K (as shown)

MC921K-SV (mirror-image)

Recommended accessories: each

Lighting

2 panel lights	LSD2
1 niche light	LN228
1 transformer, 30 watt	LEVG30
1 radio remote control	FKS4

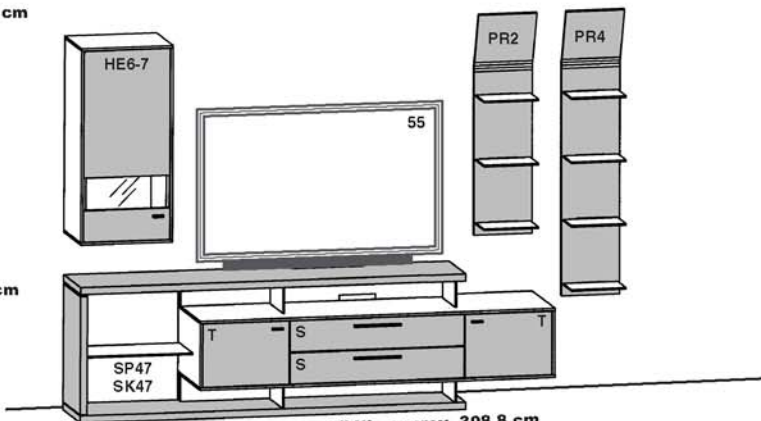
General accessories

For article descriptions and energy-efficiency information, see Accessories on p. 28-30

Dimensions in cm directly beside the corresponding picture.

Combination prices excluding lighting and accessories

Height: 198.2 cm



Height: 76.2 cm

Depth: 41.2-55.7 cm

Width: approx. 308.8 cm

Order no. MC922 (as shown) MC922-SV (mirror-image)

PG 1

Depth: 41.2-49.2 cm

Order no. MC922K (as shown) MC922K-SV (mirror-image)

PG 1 **NEW**

Recommended accessories: each

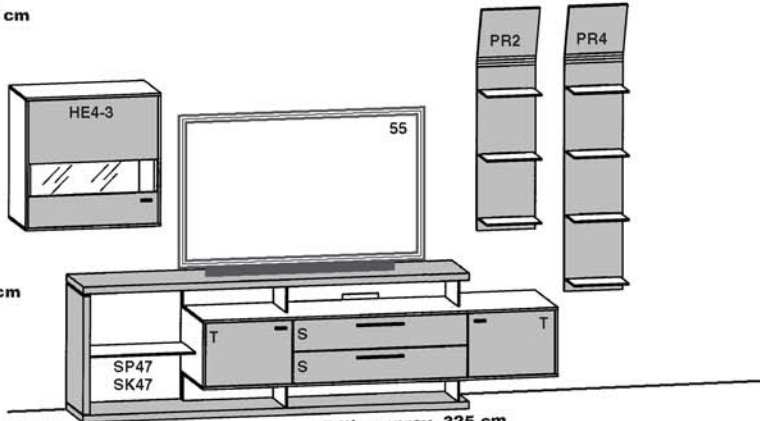
Lighting	
2 panel lights	LSD2
1 spotlight for display unit	LST2
2 niche lights	LN195
1 transformer, 30 watt	LEVG30
1 radio remote control	FKS4

General accessories

1 contrasting rear panel for display unit RW72-49

For article descriptions and energy-efficiency information, see Accessories on p. 28-30

Height: 198.2 cm



Height: 76.2 cm

Depth: 41.2-55.7 cm

Width: approx. 325 cm

Order no. MC923 (as shown) MC923-SV (mirror-image)

PG 1

Depth: 41.2-49.2 cm

Order no. MC923K (as shown) MC923K-SV (mirror-image)

PG 1 **NEW**

Recommended accessories: each

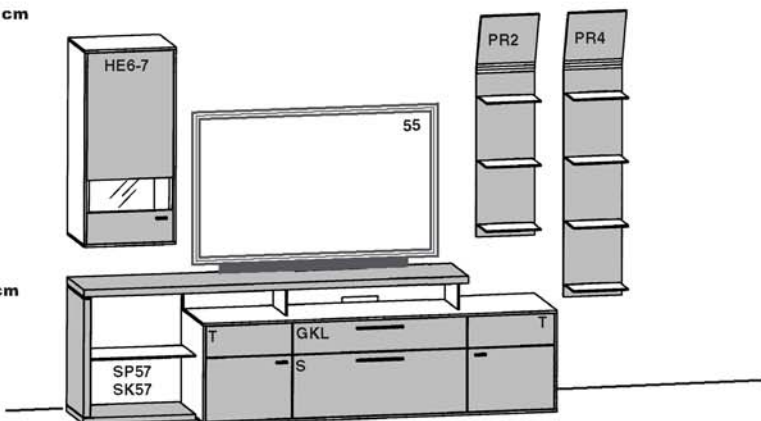
Lighting	
2 panel lights	LSD2
1 spotlight for display unit	LST2
2 niche lights	LN195
1 transformer, 30 watt	LEVG30
1 radio remote control	FKS4

General accessories

1 contrasting rear panel for display unit RW72-73

For article descriptions and energy-efficiency information, see Accessories on p. 28-30

Height: 198.2 cm



Height: 76.2 cm

Depth: 41.2-55.7 cm

Width: approx. 308.8 cm

Order no. MC932 (as shown) MC932-SV (mirror-image)

PG 1

Depth: 41.2-49.2 cm

Order no. MC932K (as shown) MC932K-SV (mirror-image)

PG 1 **NEW**

Recommended accessories: each

Lighting	
2 panel lights	LSD2
1 spotlight for display unit	LST2
1 niche light	LN195
1 transformer, 30 watt	LEVG30
1 radio remote control	FKS4

General accessories

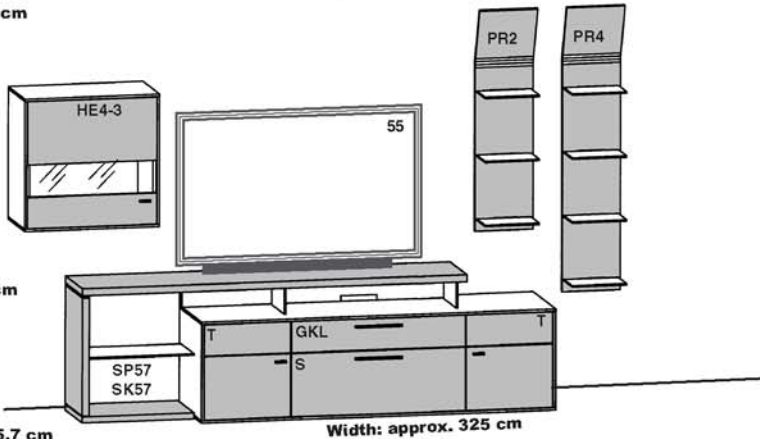
1 contrasting rear panel for display unit RW72-49

For article descriptions and energy-efficiency information, see Accessories on p. 28-30

□ = lacquer ▒ = veneer

T = Door S = Drawer GKL = Device cover SKL = Sound cover

Height: 198.2 cm



Depth: 41.2-55.7 cm

Width: approx. 325 cm

Order no. MC933 (as shown) MC933-SV (mirror-image)

PG 1

Depth: 41.2-49.2 cm

Order no. MC933K (as shown) MC933K-SV (mirror-image)

PG 1 **NEW**

Recommended accessories: each

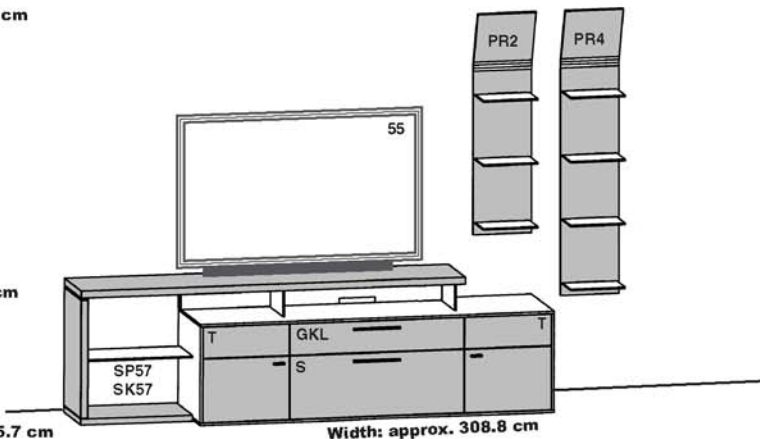
Lighting	
2 panel lights	LSD2
1 spotlight for display unit	LST2
1 niche light	LN195
1 transformer, 30 watt	LEVG30
1 radio remote control	FKS4

General accessories

1 contrasting rear panel for display unit RW72-73

For article descriptions and energy-efficiency information, see Accessories on p. 28-30

Height: 198.2 cm



Depth: 41.2-55.7 cm

Width: approx. 308.8 cm

Order no. MC937 (as shown) MC937-SV (mirror-image)

PG 1

Depth: 41.2-49.2 cm

Order no. MC937K (as shown) MC937K-SV (mirror-image)

PG 1 **NEW**

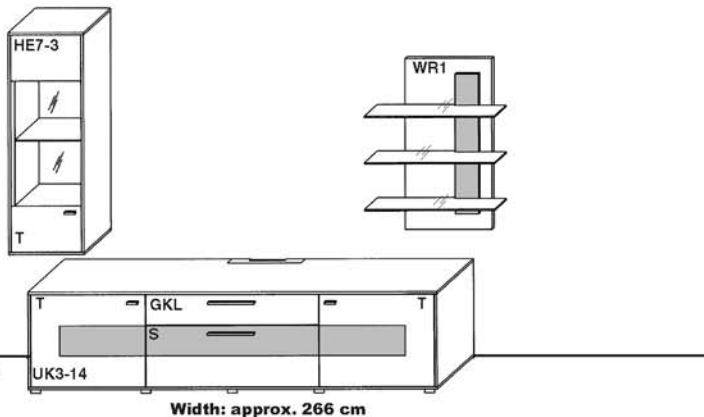
Recommended accessories: each

Lighting	
2 panel lights	LSD2
1 niche light	LN195
1 transformer, 30 watt	LEVG30
1 radio remote control	FKS4

General accessories

For article descriptions and energy-efficiency information, see Accessories on p. 28-30

Height: 198.2 cm



Height: 57.8 cm

Depth: 41.2-49.2 cm

Width: approx. 266 cm

Order no. MC951K (as shown) MC951K-SV (mirror-image)

PG 1 **NEW**

Recommended accessories: each

Lighting	
1 spotlight for display unit	LST2
1 glass-edge light for the display unit	LG41
1 light set for the wall panel	LEDSET7
1 transformer, 30 watt	LEVG30
1 radio remote control	FKS4

General accessories

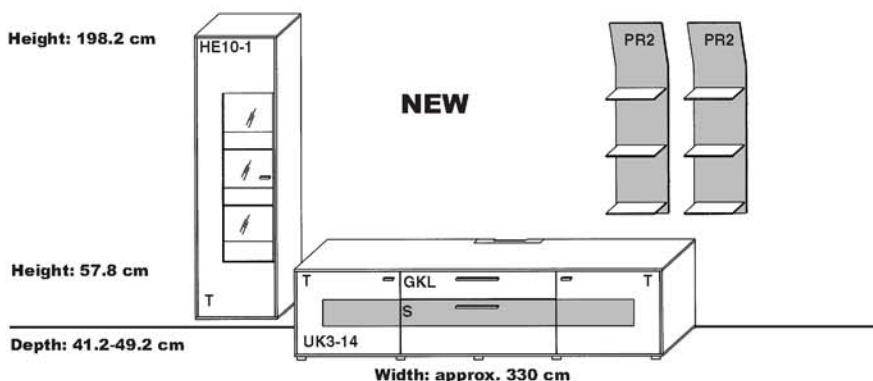
1 contrasting rear panel for display unit RW74-40
1 IR repeater IRST
1 drawer organiser EK2-98

For article descriptions and energy-efficiency information, see Accessories on p. 28-30

Combinations Base element depth: 49.2 cm

Dimensions in cm directly beside the corresponding picture.

Combination prices excluding lighting and accessories



Order no. MC952K (as shown)
PG 1

MC952K-SV (mirror-image)

Recommended accessories:

each

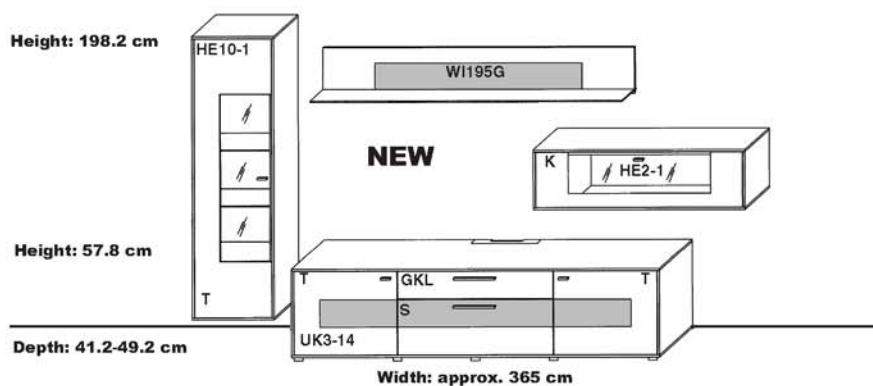
Lighting

1 spotlight for display unit	LST2
2 glass-edge light for the display unit	LG49
2 panel lights	LSD2
1 transformer, 30 watt	LEVG30
1 radio remote control	FKS4

General accessories

1 contrasting rear panel for display unit	RW76-49
1 IR repeater	IRST
1 drawer organiser	EK2-98

For article descriptions and energy-efficiency information, see Accessories on p. 28-30



Order no. MC953K (as shown)
PG 1

MC953K-SV (mirror-image)

Recommended accessories:

each

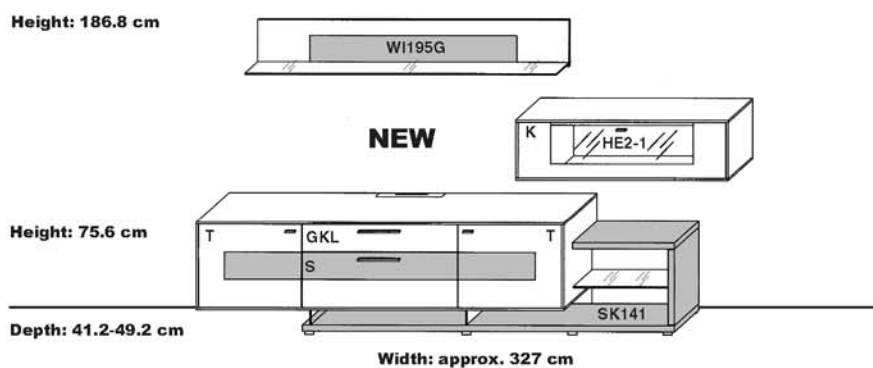
Lighting

3 spotlights for display units	LST2
2 glass-edge light for the display unit	LG49
1 light for the angled shelf	LN195W
1 transformer, 30 watt	LEVG30
1 radio remote control	FKS4

General accessories

1 contrasting rear panel for display unit	RW76-49
1 contrasting rear panel for display unit	RW72-90
1 IR repeater	IRST
1 drawer organiser	EK2-98

For article descriptions and energy-efficiency information, see Accessories on p. 28-30



Order no. MC966K (as shown)
PG 1

MC966K-SV (mirror-image)

Recommended accessories:

each

Lighting

2 spotlight for display unit	LST2
1 light for the angled shelf	LN195W
1 niche light	LN228
1 niche light	LN60
1 transformer, 30 watt	LEVG30
1 radio remote control	FKS4

General accessories

1 contrasting rear panel for display unit	RW72-90
1 IR repeater	IRST
1 drawer organiser	EK2-98

For article descriptions and energy-efficiency information, see Accessories on p. 28-30

Combinations Base element depth: 49.2 cm

□ = lacquer ▒ = veneer ▨ = sound front

T = Door S = Drawer K = Flap GKL = Device cover SKL = Sound cover

Height: 169.2 cm

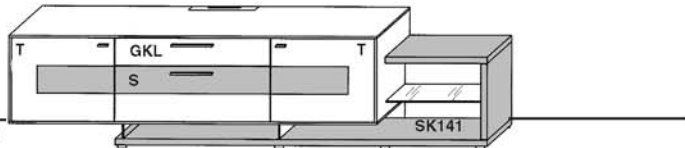
NEW



Height: 75.6 cm

Depth: 41.2-49.2 cm

Width: approx. 327 cm



Recommended accessories: each

Lighting

2 lights for the angled shelf	LN114W
1 niche light	LN228
1 niche light	LN60
1 transformer, 30 watt	LEVG30
1 radio remote control	FKS4

General accessories

1 IR repeater	IRST
1 drawer organiser	EK2-98

For article descriptions and energy-efficiency information, see Accessories on p. 28-30

Order no. MC967K (as shown)

MC967K-SV (mirror-image)

PG 1

Height: 201.3 cm

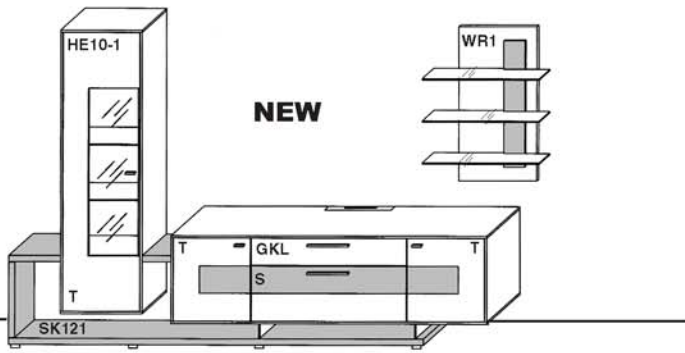
NEW



Height: 75.6 cm

Depth: 41.2-49.2 cm

Width: approx. 329 cm



Recommended accessories: each

Lighting

1 spotlight for display unit	LST2
2 glass-edge light for the display unit	LG49
1 light set for the wall panel	LEDSET7
1 niche light	LN195
1 niche light	LN32
1 niche light	LN26
1 radio remote control with transformer, 60 watt	FKS4-60

General accessories

1 contrasting rear panel for display unit	RW76-49
1 IR repeater	IRST
1 drawer organiser	EK2-98

For article descriptions and energy-efficiency information, see Accessories on p. 28-30

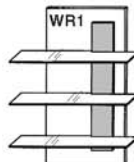
Order no. MC968K (as shown)

MC968K-SV (mirror-image)

PG 1

Height: 201.3 cm

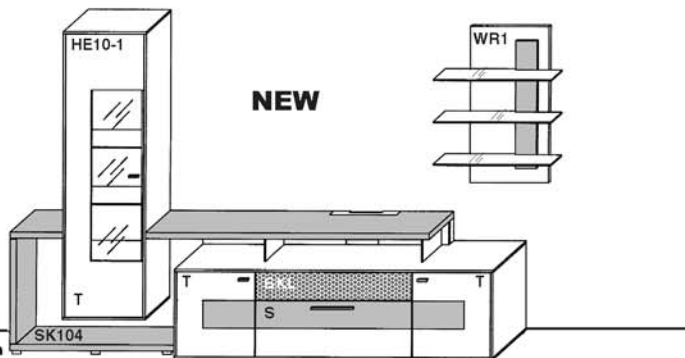
NEW



Height: 75.6 cm

Depth: 41.2-49.2 cm

Width: approx. 329 cm



Recommended accessories: each

Lighting

1 spotlight for display unit	LST2
2 glass-edge light for the display unit	LG49
1 light set for the wall panel	LEDSET7
1 niche light	LN179
1 niche light	LN32
1 radio remote control with transformer, 60 watt	FKS4-60

General accessories

1 contrasting rear panel for display unit	RW76-49
1 IR repeater (only for MC965K)	IRST
1 drawer organiser	EK2-98

For article descriptions and energy-efficiency information, see Accessories on p. 28-30

Order no. MC969K (as shown)

MC969K-SV (mirror-image)

PG 1

Same design as MC969K but with a device cover in the base element

Order no. MC965K (as shown)

MC965K-SV (mirror-image)

PG 1

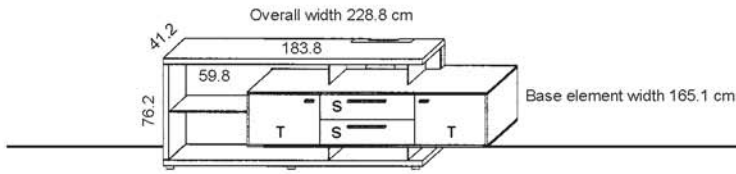
Supporting-section element, 4 increments Height: 76.2 cm, Depth: 55.7 cm, Width: 228.8 & 261.3 cm Depth: 49.2 cm **NEW**

Dimensions are specified in cm on the drawing.

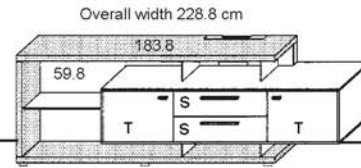
SK=Unit depth 49.2 cm

SP=Unit depth 55.7 cm

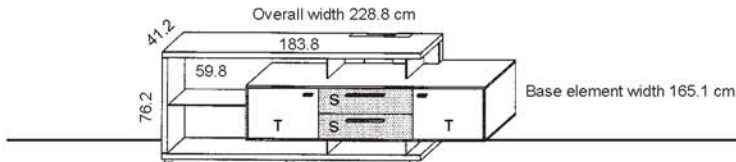
For lighting, see Accessories on pages 28+29.



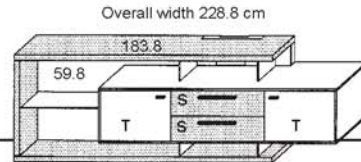
Order no. SK1 (as shown) **SK1-SV** (mirror-image)
Order no. SP1 (as shown) **SP1-SV** (mirror-image)
 PG 1



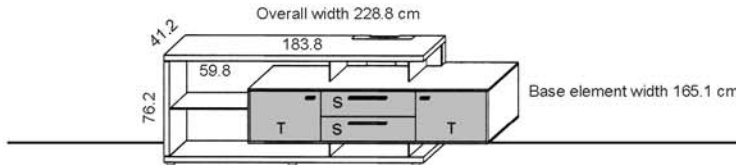
SK2 (as shown) **SK2-SV** (mirror-image)
SP2 (as shown) **SP2-SV** (mirror-image)



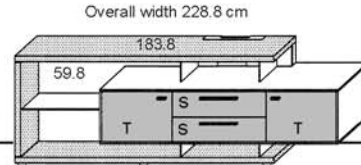
Order no. SK21 (as shown) **SK21-SV** (mirror-image)
Order no. SP21 (as shown) **SP21-SV** (mirror-image)
 PG 1



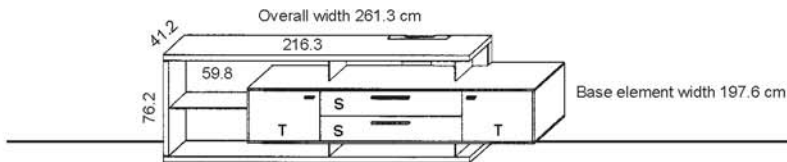
SK22 (as shown) **SK22-SV** (mirror-image)
SP22 (as shown) **SP22-SV** (mirror-image)



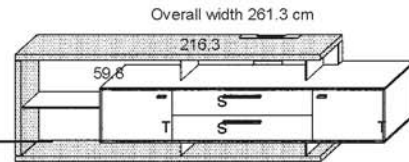
Order no. SK41 (as shown) **SK41-SV** (mirror-image)
Order no. SP41 (as shown) **SP41-SV** (mirror-image)
 PG 1



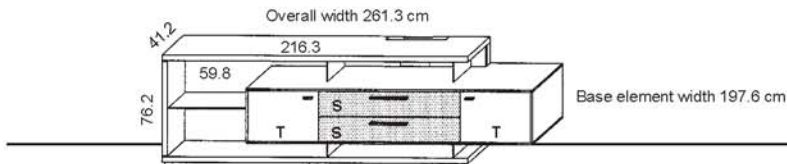
SK42 (as shown) **SK42-SV** (mirror-image)
SP42 (as shown) **SP42-SV** (mirror-image)



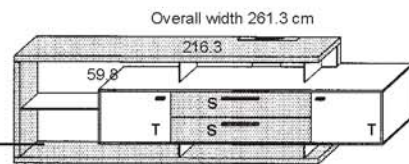
Order no. SK11 (as shown) **SK11-SV** (mirror-image)
Order no. SP11 (as shown) **SP11-SV** (mirror-image)
 PG 1



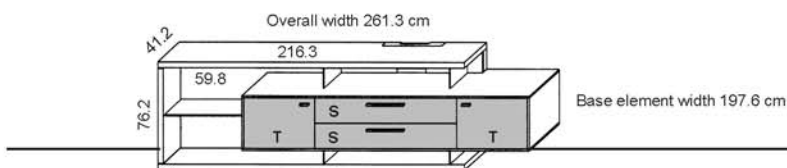
SK12 (as shown) **SK12-SV** (mirror-image)
SP12 (as shown) **SP12-SV** (mirror-image)



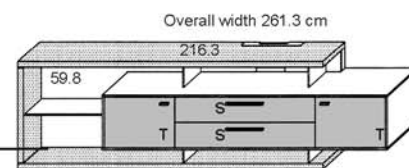
Order no. SK31 (as shown) **SK31-SV** (mirror-image)
Order no. SP31 (as shown) **SP31-SV** (mirror-image)
 PG 1



SK32 (as shown) **SK32-SV** (mirror-image)
SP32 (as shown) **SP32-SV** (mirror-image)



Order no. SK46 (as shown) **SK46-SV** (mirror-image)
Order no. SP46 (as shown) **SP46-SV** (mirror-image)
 PG 1

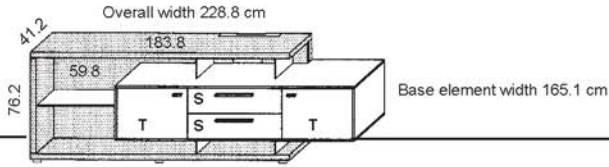


SK47 (as shown) **SK47-SV** (mirror-image)
SP47 (as shown) **SP47-SV** (mirror-image)

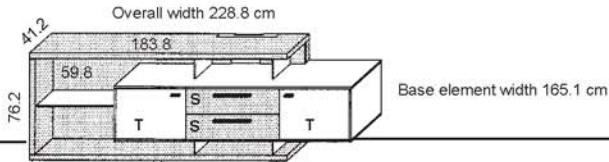
Supporting-section element, 4 increments Height: 76.2 cm, Depth: 55.7 cm, Width: 228.8 & 261.3 cm Depth: 49.2 cm **NEW**

□ = lacquer ■ = veneer

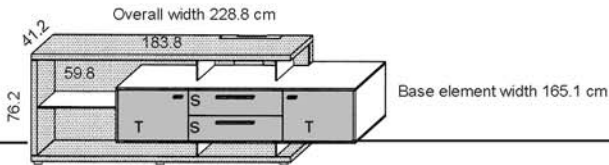
T = Door S = Drawer



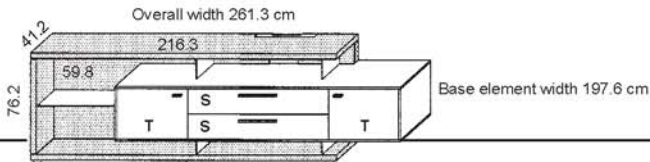
SK7 (as shown) **SK7-SV** (mirror-image)
SP7 (as shown) **SP7-SV** (mirror-image)



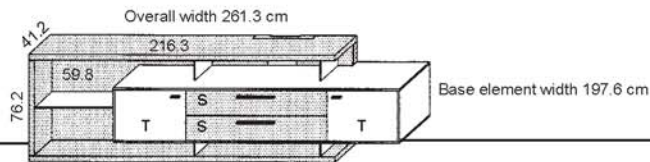
SK27 (as shown) **SK27-SV** (mirror-image)
SP27 (as shown) **SP27-SV** (mirror-image)



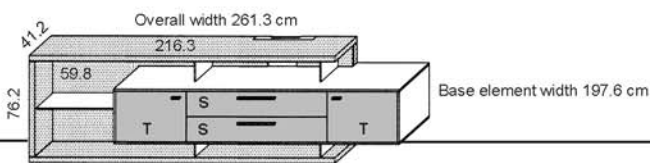
SK44 (as shown) **SK44-SV** (mirror-image)
SP44 (as shown) **SP44-SV** (mirror-image)



SK17 (as shown) **SK17-SV** (mirror-image)
SP17 (as shown) **SP17-SV** (mirror-image)



SK37 (as shown) **SK37-SV** (mirror-image)
SP37 (as shown) **SP37-SV** (mirror-image)



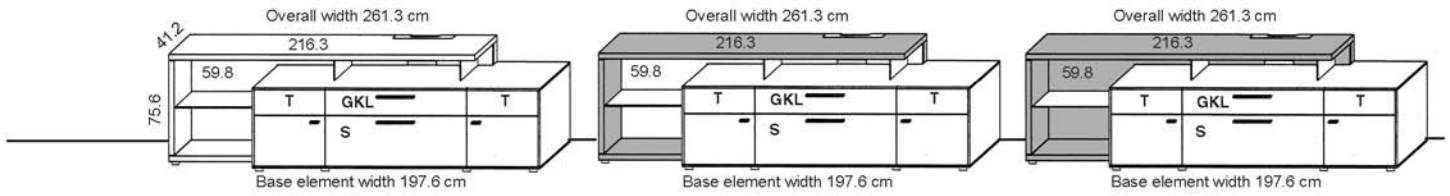
SK49 (as shown) **SK49-SV** (mirror-image)
SP49 (as shown) **SP49-SV** (mirror-image)

Supporting-section element, 4 increments Height: 75.6 cm, Depth: 55.7 cm, Width: 261.3 cm Depth: 49.2 cm **NEW**

Dimensions are specified in cm on the drawing.

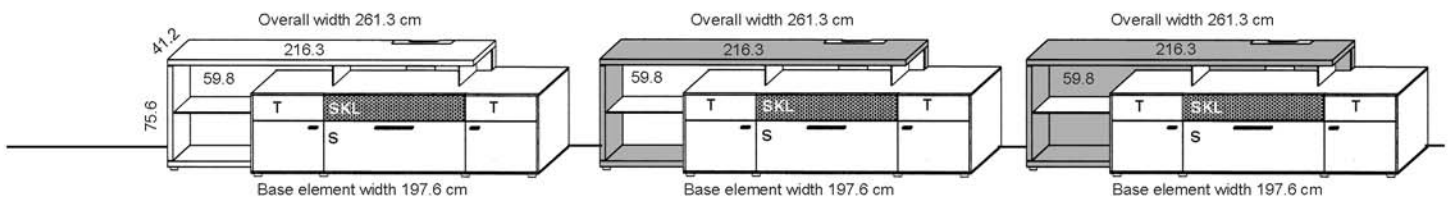
SK=Unit depth 49.2 cm
SP=Unit depth 55.7 cm

For lighting, see Accessories on pages 28+29.



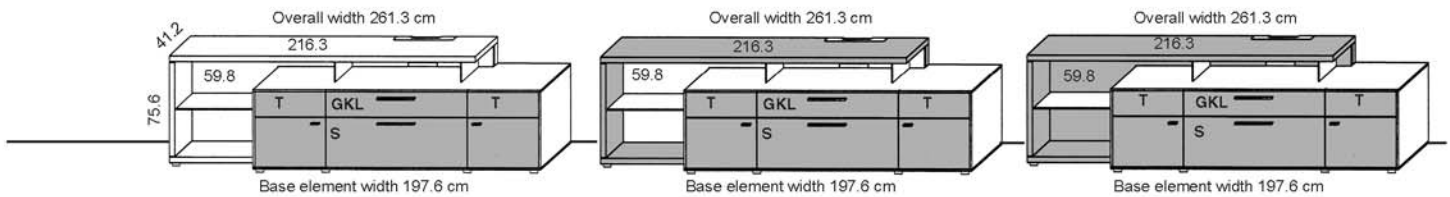
Order no. SK50 (as shown) **SK50-SV** (mirror-image) **SK51** (as shown) **SK51-SV** (mirror-image) **SK52** (as shown) **SK52-SV** (mirror-image)
Order no. SP50 (as shown) **SP50-SV** (mirror-image) **SP51** (as shown) **SP51-SV** (mirror-image) **SP52** (as shown) **SP52-SV** (mirror-image)

PG 1



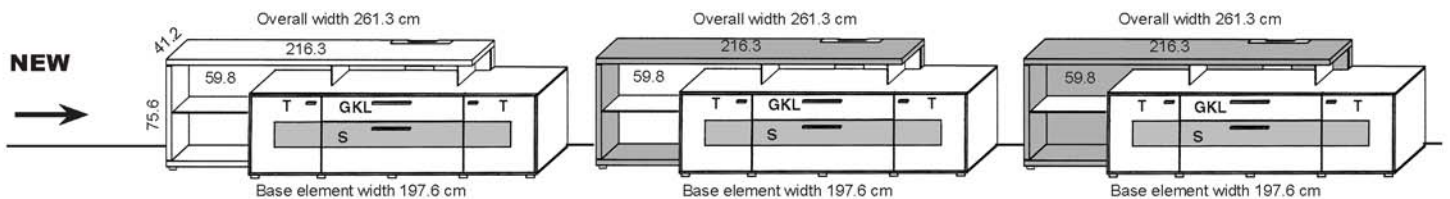
Order no. SK53 (as shown) **SK53-SV** (mirror-image) **SK54** (as shown) **SK54-SV** (mirror-image) **SK55** (as shown) **SK55-SV** (mirror-image)
Order no. SP53 (as shown) **SP53-SV** (mirror-image) **SP54** (as shown) **SP54-SV** (mirror-image) **SP55** (as shown) **SP55-SV** (mirror-image)

PG 1



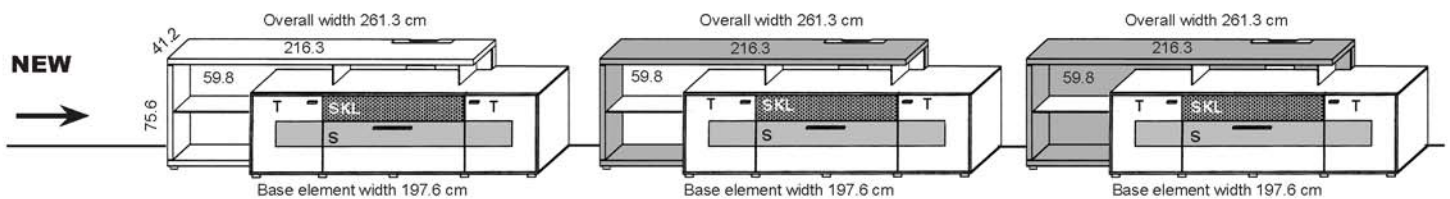
Order no. SK56 (as shown) **SK56-SV** (mirror-image) **SK57** (as shown) **SK57-SV** (mirror-image) **SK58** (as shown) **SK58-SV** (mirror-image)
Order no. SP56 (as shown) **SP56-SV** (mirror-image) **SP57** (as shown) **SP57-SV** (mirror-image) **SP58** (as shown) **SP58-SV** (mirror-image)

PG 1



Order no. SK70 (as shown) **SK70-SV** (mirror-image) **SK71** (as shown) **SK71-SV** (mirror-image) **SK72** (as shown) **SK72-SV** (mirror-image)
Order no. SP70 (as shown) **SP70-SV** (mirror-image) **SP71** (as shown) **SP71-SV** (mirror-image) **SP72** (as shown) **SP72-SV** (mirror-image)

PG 1



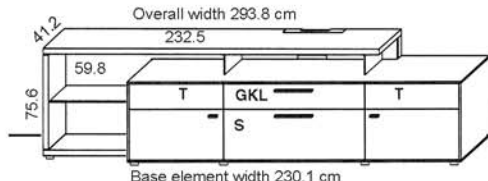
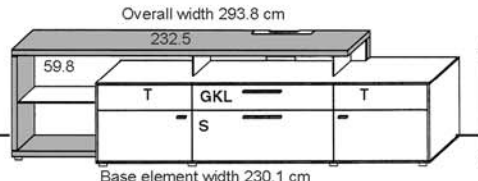
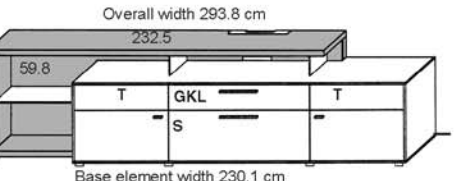
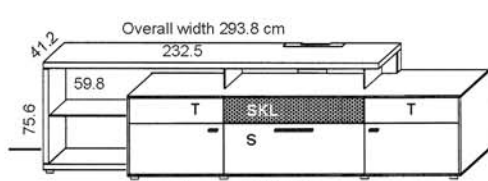
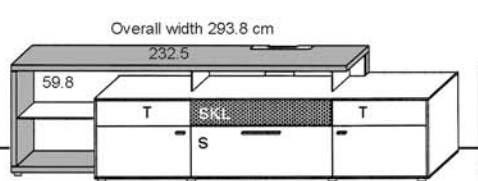
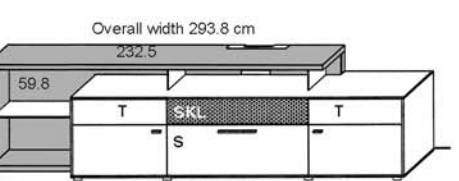
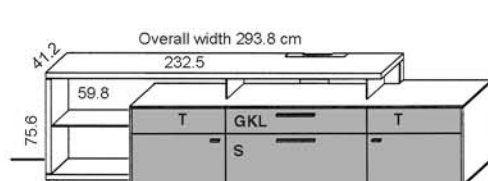
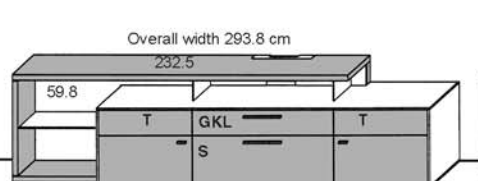
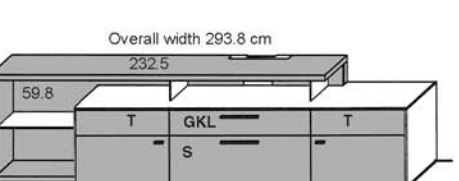
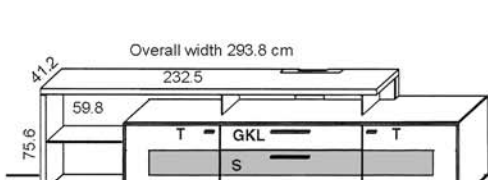
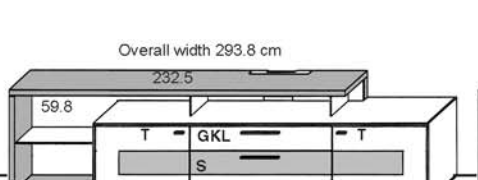
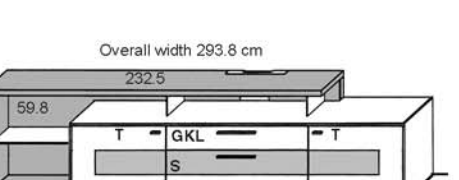
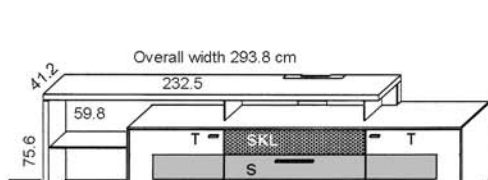
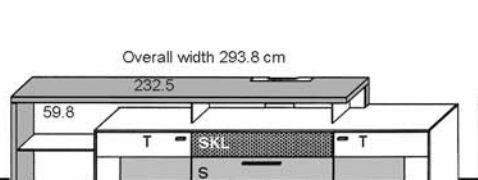
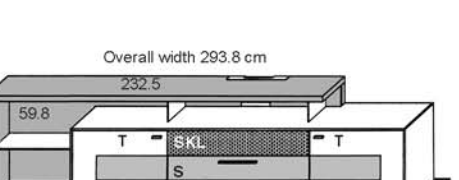
Order no. SK73 (as shown) **SK73-SV** (mirror-image) **SK74** (as shown) **SK74-SV** (mirror-image) **SK75** (as shown) **SK75-SV** (mirror-image)
Order no. SP73 (as shown) **SP73-SV** (mirror-image) **SP74** (as shown) **SP74-SV** (mirror-image) **SP75** (as shown) **SP75-SV** (mirror-image)

PG 1

Supporting-section element, 4 increments Height: 75.6 cm, Depth: 55.7 cm, Width: 293.8 cm Depth: 49.2 cm **NEW**

= lacquer
 = veneer
 = sound front

T = Door S = Drawer GKL = Device cover SKL = Sound cover

 <p>Overall width 293.8 cm 232.5 59.8 75.6 41.2</p> <p>Base element width 230.1 cm</p> <p>SK60 (as shown) SK60-SV (mirror-image) SP60 (as shown) SP60-SV (mirror-image)</p>	 <p>Overall width 293.8 cm 232.5 59.8 75.6 41.2</p> <p>Base element width 230.1 cm</p> <p>SK61 (as shown) SK61-SV (mirror-image) SP61 (as shown) SP61-SV (mirror-image)</p>	 <p>Overall width 293.8 cm 232.5 59.8 75.6 41.2</p> <p>Base element width 230.1 cm</p> <p>SK62 (as shown) SK62-SV (mirror-image) SP62 (as shown) SP62-SV (mirror-image)</p>
 <p>Overall width 293.8 cm 232.5 59.8 75.6 41.2</p> <p>Base element width 230.1 cm</p> <p>SK63 (as shown) SK63-SV (mirror-image) SP63 (as shown) SP63-SV (mirror-image)</p>	 <p>Overall width 293.8 cm 232.5 59.8 75.6 41.2</p> <p>Base element width 230.1 cm</p> <p>SK64 (as shown) SK64-SV (mirror-image) SP64 (as shown) SP64-SV (mirror-image)</p>	 <p>Overall width 293.8 cm 232.5 59.8 75.6 41.2</p> <p>Base element width 230.1 cm</p> <p>SK65 (as shown) SK65-SV (mirror-image) SP65 (as shown) SP65-SV (mirror-image)</p>
 <p>Overall width 293.8 cm 232.5 59.8 75.6 41.2</p> <p>Base element width 230.1 cm</p> <p>SK66 (as shown) SK66-SV (mirror-image) SP66 (as shown) SP66-SV (mirror-image)</p>	 <p>Overall width 293.8 cm 232.5 59.8 75.6 41.2</p> <p>Base element width 230.1 cm</p> <p>SK67 (as shown) SK67-SV (mirror-image) SP67 (as shown) SP67-SV (mirror-image)</p>	 <p>Overall width 293.8 cm 232.5 59.8 75.6 41.2</p> <p>Base element width 230.1 cm</p> <p>SK68 (as shown) SK68-SV (mirror-image) SP68 (as shown) SP68-SV (mirror-image)</p>
 <p>Overall width 293.8 cm 232.5 59.8 75.6 41.2</p> <p>Base element width 230.1 cm</p> <p>SK80 (as shown) SK80-SV (mirror-image) SP80 (as shown) SP80-SV (mirror-image)</p>	 <p>Overall width 293.8 cm 232.5 59.8 75.6 41.2</p> <p>Base element width 230.1 cm</p> <p>SK81 (as shown) SK81-SV (mirror-image) SP81 (as shown) SP81-SV (mirror-image)</p>	 <p>Overall width 293.8 cm 232.5 59.8 75.6 41.2</p> <p>Base element width 230.1 cm</p> <p>SK82 (as shown) SK82-SV (mirror-image) SP82 (as shown) SP82-SV (mirror-image)</p>
 <p>Overall width 293.8 cm 232.5 59.8 75.6 41.2</p> <p>Base element width 230.1 cm</p> <p>SK83 (as shown) SK83-SV (mirror-image) SP83 (as shown) SP83-SV (mirror-image)</p>	 <p>Overall width 293.8 cm 232.5 59.8 75.6 41.2</p> <p>Base element width 230.1 cm</p> <p>SK84 (as shown) SK84-SV (mirror-image) SP84 (as shown) SP84-SV (mirror-image)</p>	 <p>Overall width 293.8 cm 232.5 59.8 75.6 41.2</p> <p>Base element width 230.1 cm</p> <p>SK85 (as shown) SK85-SV (mirror-image) SP85 (as shown) SP85-SV (mirror-image)</p>

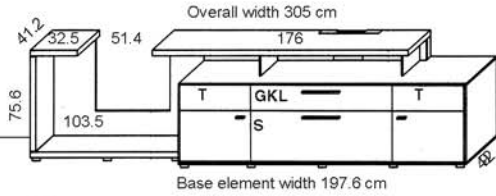
Supporting-section element, 4 increments Height: 75.6 cm, Depth: 49.2 cm, Width: 305 cm **NEW**

Dimensions are specified in cm on the drawing.

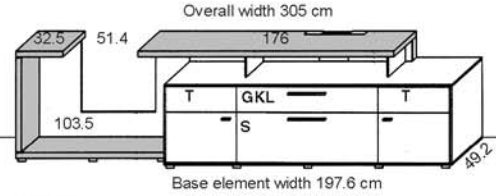
□ = lacquer ▒ = veneer ▨ = sound front

T = Door S = Drawer GKL = Device cover SKL = Sound cover

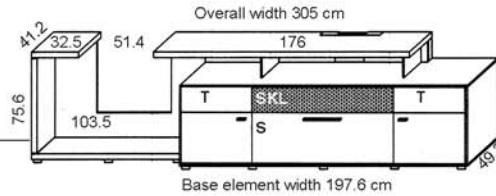
For lighting and contrasting rear panels, see Accessories on pages 28-30.



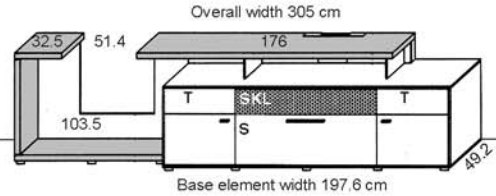
Order no. SK90 (as shown) **SK90-SV** (mirror-image)
PG 1



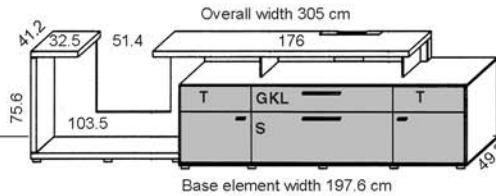
SK91 (as shown) **SK91-SV** (mirror-image)



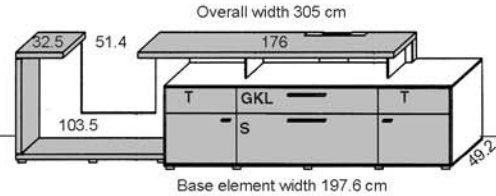
Order no. SK93 (as shown) **SK93-SV** (mirror-image)
PG 1



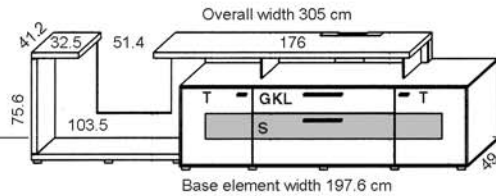
SK94 (as shown) **SK94-SV** (mirror-image)



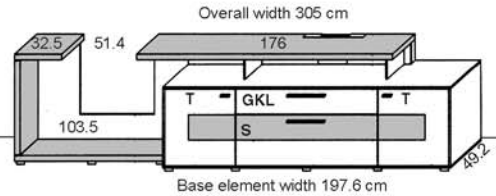
Order no. SK96 (as shown) **SK96-SV** (mirror-image)
PG 1



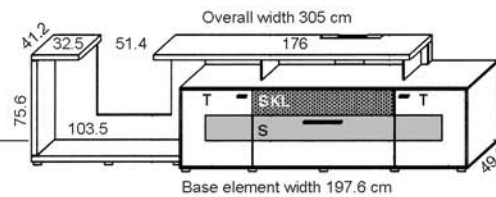
SK97 (as shown) **SK97-SV** (mirror-image)



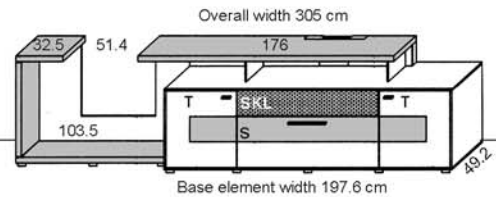
Order no. SK100 (as shown) **SK100-SV** (mirror-image)
PG 1



SK101 (as shown) **SK101-SV** (mirror-image)



Order no. SK103 (as shown) **SK103-SV** (mirror-image)
PG 1



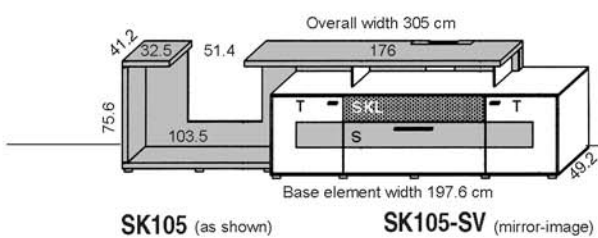
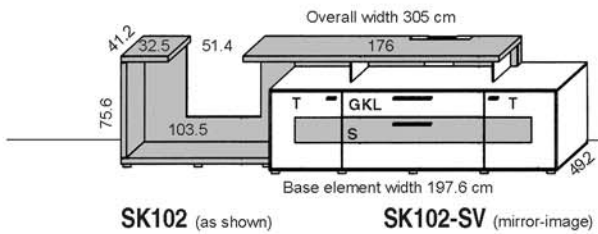
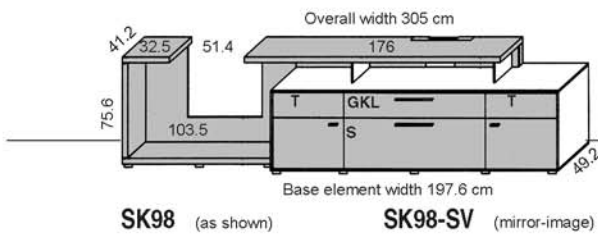
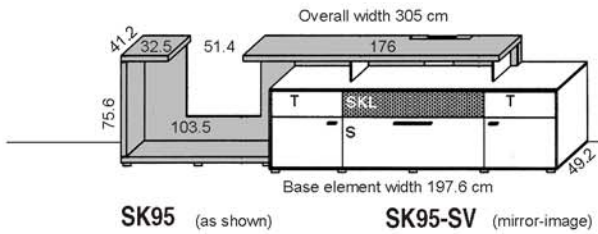
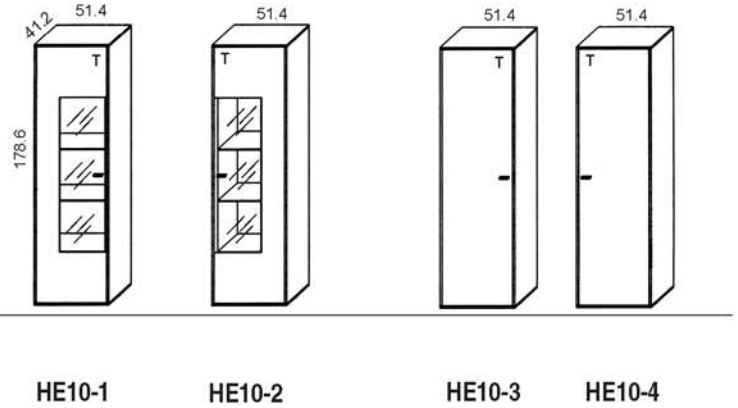
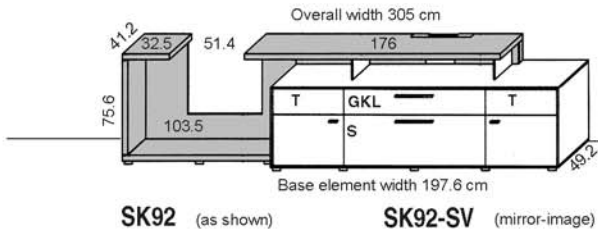
SK104 (as shown) **SK104-SV** (mirror-image)

Supporting-section element, 4 increments Height: 75.6 cm, Depth: 49.2 cm, Width: 305 cm **NEW**

Dimensions are specified in cm on the drawing.

Wall units, 10 increments, for panel niches

Contrasting rear panels
RW76-49 and RW6-49



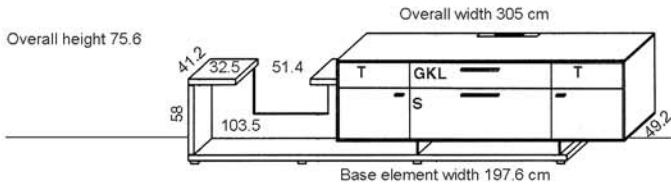
Supporting-section element, 4 increments Height: 75.6 cm, Depth: 49.2 cm, Width: 305 cm **NEW**

Dimensions are specified in cm on the drawing.

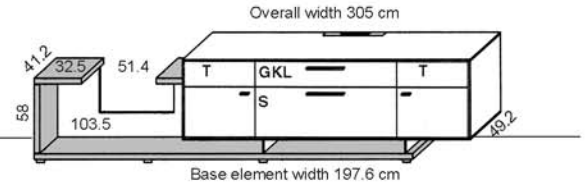
□ = lacquer ▒ = veneer ▨ = sound front

T = Door S = Drawer GKL = Device cover SKL = Sound cover

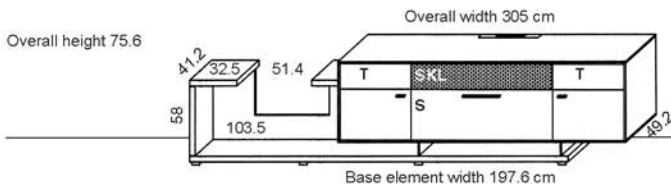
For lighting and contrasting rear panels, see Accessories on pages 28-30.



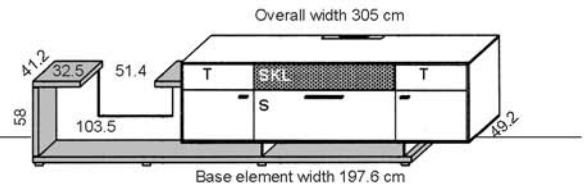
Order no. SK110 (as shown) SK110-SV (mirror-image)
PG 1



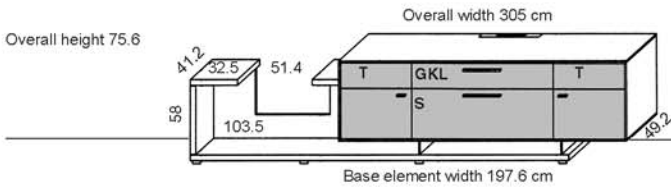
Order no. SK111 (as shown) SK111-SV (mirror-image)



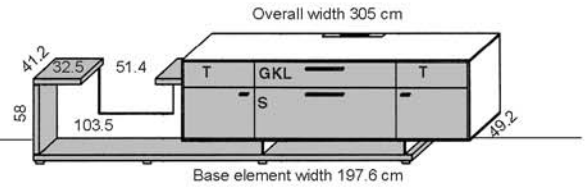
Order no. SK113 (as shown) SK113-SV (mirror-image)
PG 1



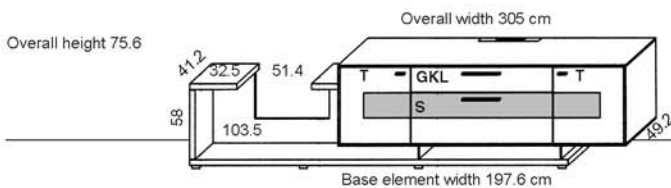
Order no. SK114 (as shown) SK114-SV (mirror-image)



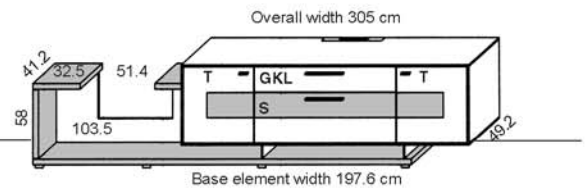
Order no. SK116 (as shown) SK116-SV (mirror-image)
PG 1



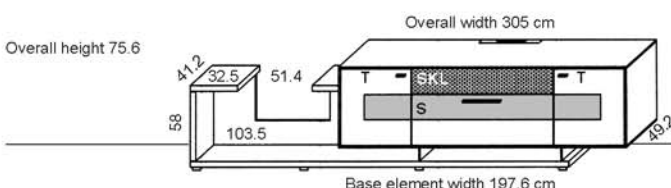
Order no. SK117 (as shown) SK117-SV (mirror-image)



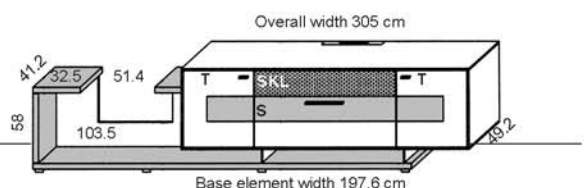
Order no. SK120 (as shown) SK120-SV (mirror-image)
PG 1



Order no. SK121 (as shown) SK121-SV (mirror-image)



Order no. SK123 (as shown) SK123-SV (mirror-image)
PG 1



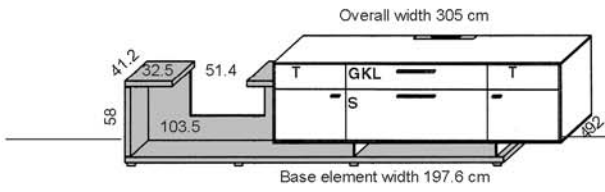
Order no. SK124 (as shown) SK124-SV (mirror-image)

Supporting-section element, 4 increments Height: 75.6 cm, Depth: 49.2 cm, Width: 305 cm **NEW**

Dimensions are specified in cm on the drawing.

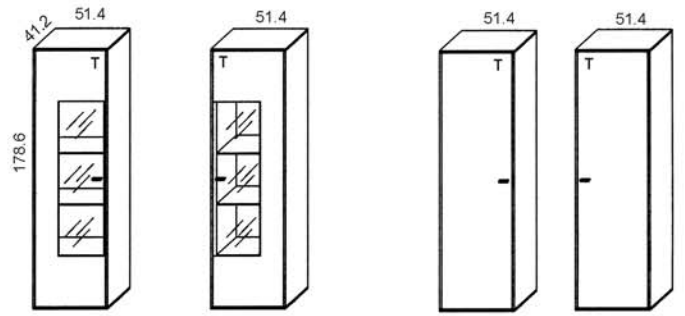
Wall units, 10 increments, for panel niches

Contrasting rear panels
RW76-49 and **RW6-49**



SK112 (as shown)

SK112-SV (mirror-image)

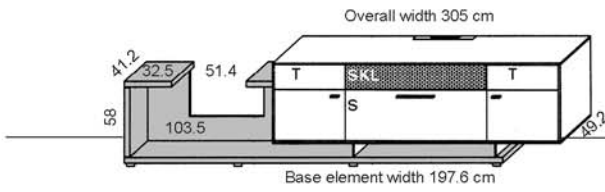


HE10-1

HE10-2

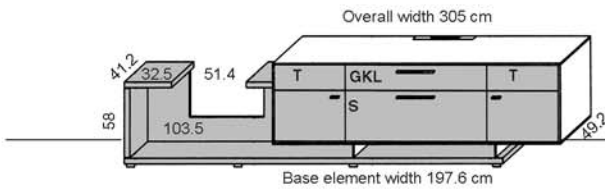
HE10-3

HE10-4



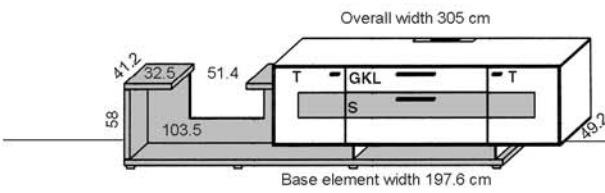
SK115 (as shown)

SK115-SV (mirror-image)



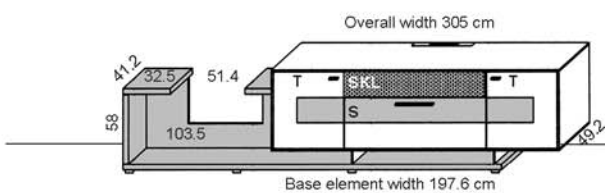
SK118 (as shown)

SK118-SV (mirror-image)



SK122 (as shown)

SK122-SV (mirror-image)



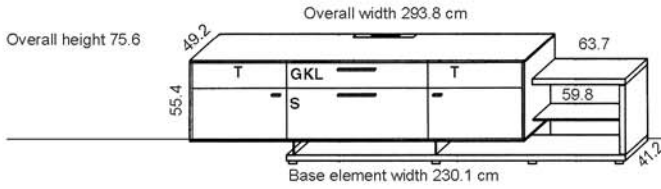
SK125 (as shown)

SK125-SV (mirror-image)

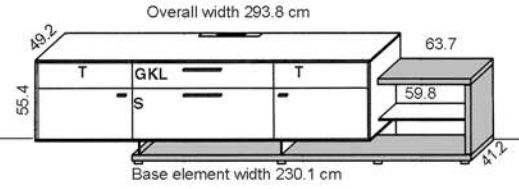
Supporting-section element, 4 increments Height: 75.6 cm, Depth: 49.2 cm, Width: 293.8 cm
NEW

Dimensions are specified in cm on the drawing.

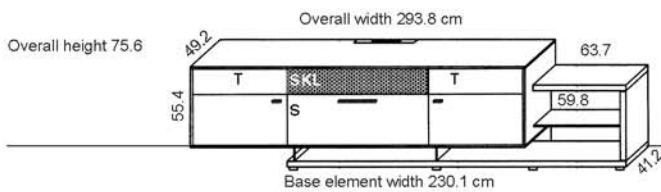
For lighting, see Accessories on pages 28+29.



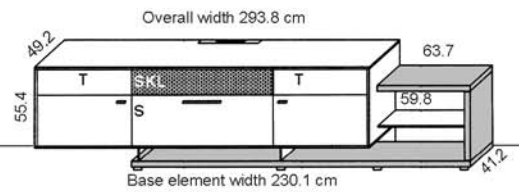
Order no. SK130 (as shown) **SK130-SV** (mirror-image)
 PG 1



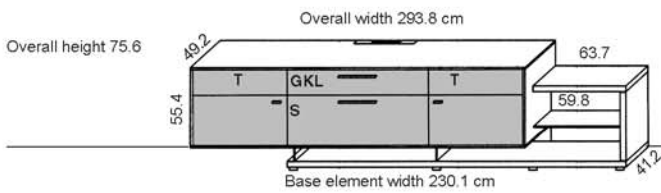
SK131 (as shown) **SK131-SV** (mirror-image)



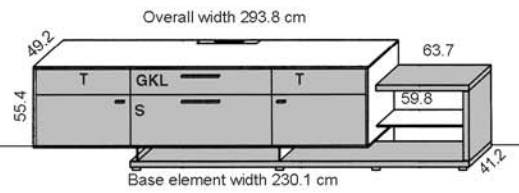
Order no. SK133 (as shown) **SK133-SV** (mirror-image)
 PG 1



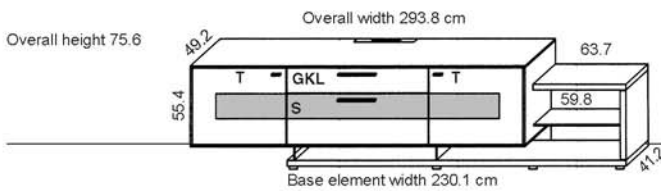
SK134 (as shown) **SK134-SV** (mirror-image)



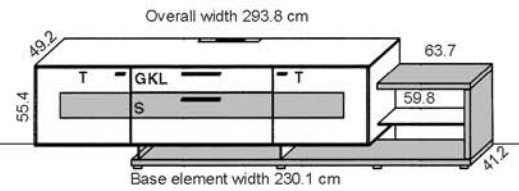
Order no. SK136 (as shown) **SK136-SV** (mirror-image)
 PG 1



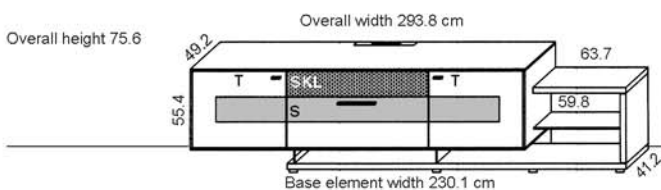
SK137 (as shown) **SK137-SV** (mirror-image)



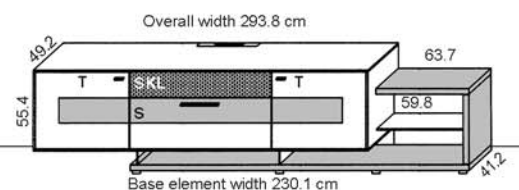
Order no. SK140 (as shown) **SK140-SV** (mirror-image)
 PG 1



SK141 (as shown) **SK141-SV** (mirror-image)



Order no. SK143 (as shown) **SK143-SV** (mirror-image)
 PG 1

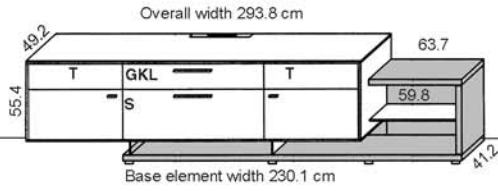


SK144 (as shown) **SK144-SV** (mirror-image)

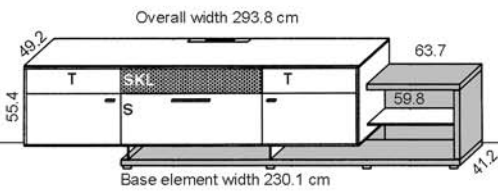
Supporting-section element, 4 increments Height: 75.6 cm, Depth: 49.2 cm, Width: 293.8 cm
NEW

□ = lacquer ▒ = veneer ▨ = sound front

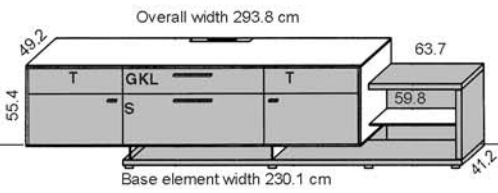
T = Door S = Drawer GKL = Device cover SKL = Sound cover



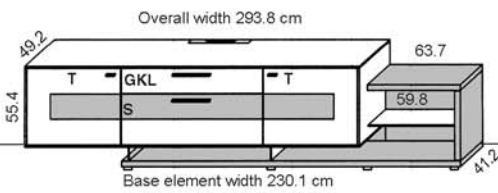
SK132 (as shown) **SK132-SV** (mirror-image)



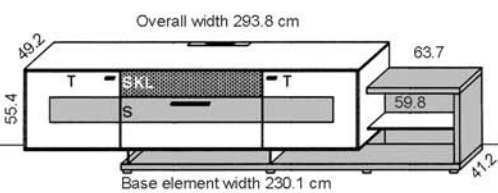
SK135 (as shown) **SK135-SV** (mirror-image)



SK138 (as shown) **SK138-SV** (mirror-image)



SK142 (as shown) **SK142-SV** (mirror-image)



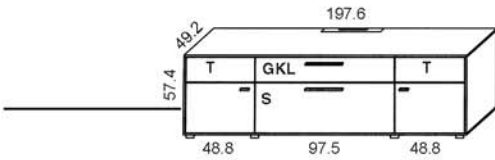
SK145 (as shown) **SK145-SV** (mirror-image)

Lowboards, 3 increments Height: 57.4 cm, Depth: 49.2 cm, Width: 197.6 and 230.1 cm **NEW**

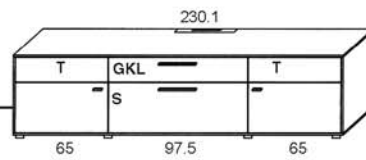
Dimensions are specified in cm on the drawing.

□ = lacquer ▒ = veneer ▨ = sound front

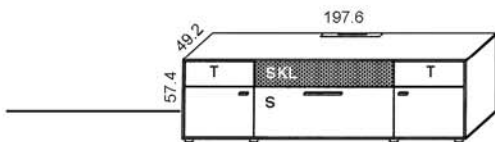
T = Door S = Drawer GKL = Device cover SKL = Sound cover



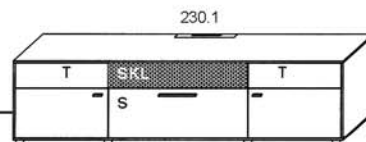
Order no. UK3-1
PG 1



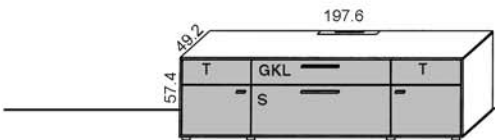
UK3-11



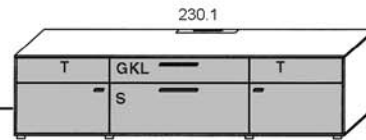
Order no. UK3-2
PG 1



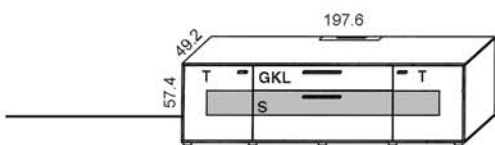
UK3-12



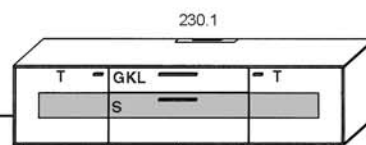
Order no. UK3-3
PG 1



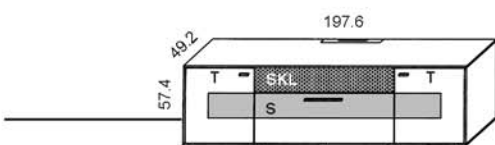
UK3-13



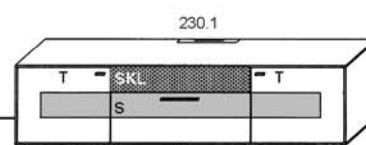
Order no. UK3-4
PG 1



UK3-14



Order no. UK3-5
PG 1



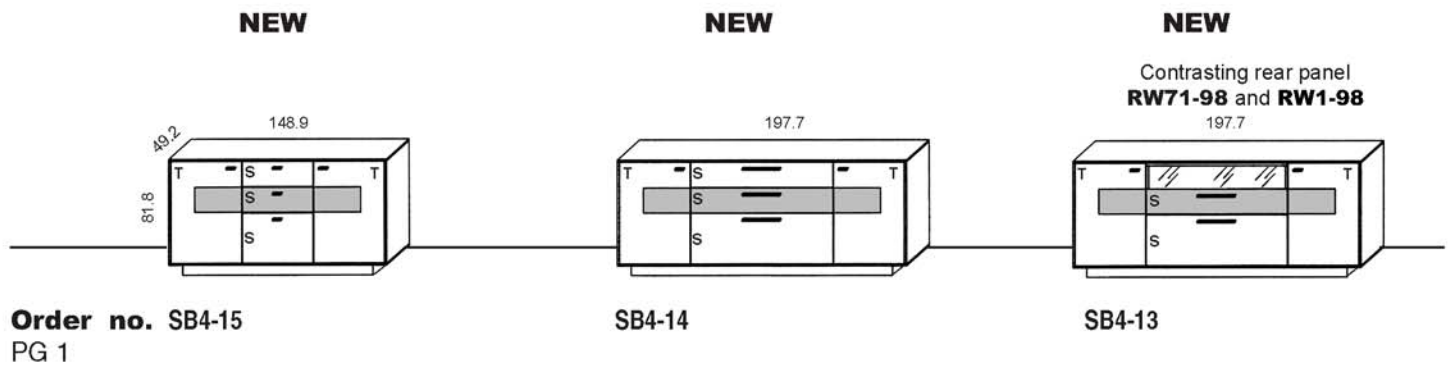
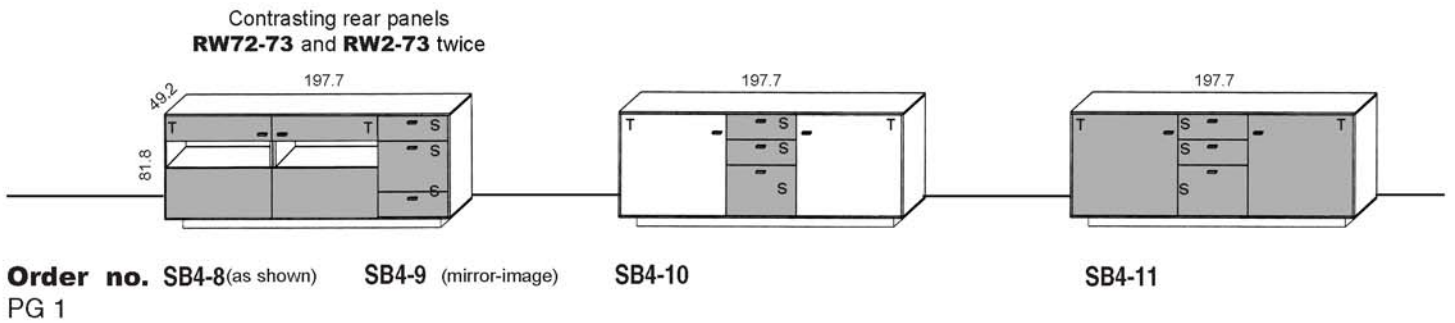
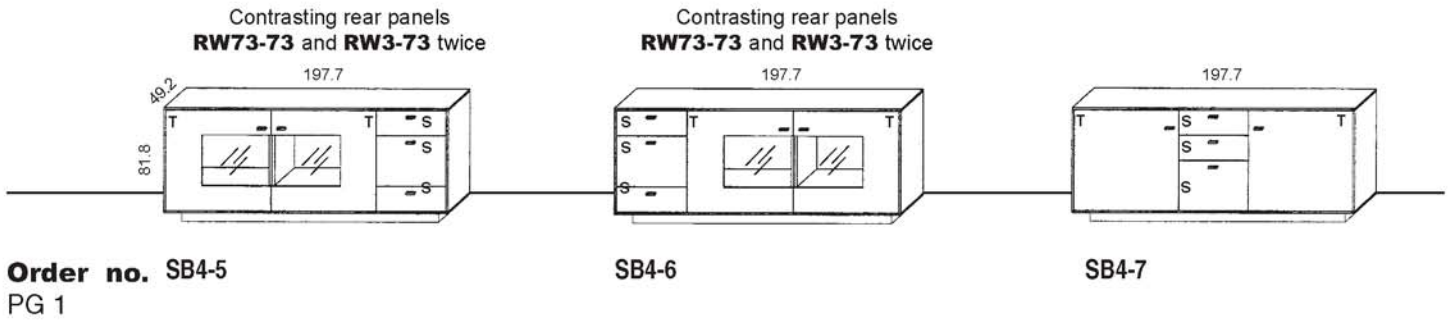
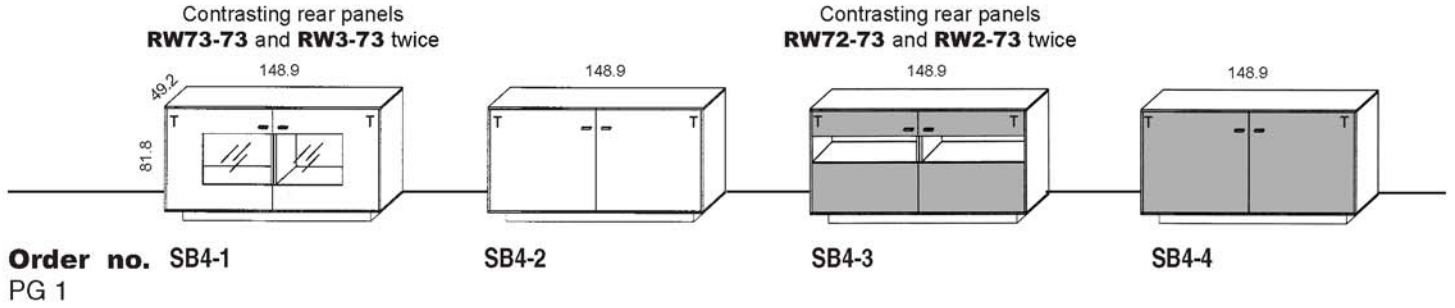
UK3-15

Sideboards, 4 increments Height: 81.8 cm, Depth: 49.2 cm, Width: 148.9 and 197.7 cm **NEW**

□ = lacquer ▒ = veneer

T=Door S=Drawer

For lighting and contrasting rear panels, see Accessories on pages 28-30.




Panel shelves, wall panels, angled shelves

Dimensions are specified in cm on the drawing.

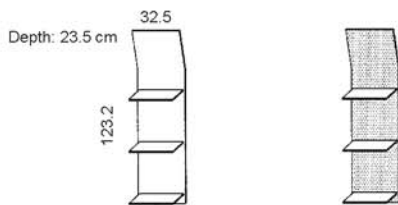
 = lacquer  = veneer

For lighting and contrasting rear panels, see Accessories on pages 28-30.

↓  The load-bearing capacity of panel shelves and wall panels is 15 kg when mounted to solid brickwork in accordance with the manufacturer's instructions.

Panel shelves

7-increment, curved

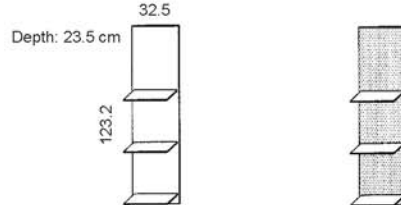


Order no. PR1
PG 1



PR2

7-increment, straight

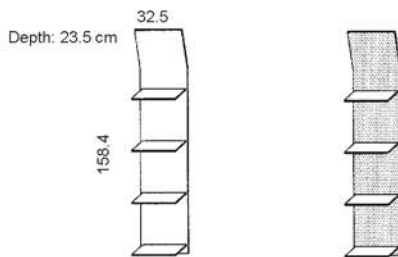


PR11



PR12

9-increment, curved

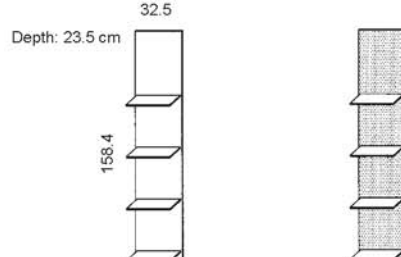


Order no. PR3
PG 1



PR4

9-increment, straight

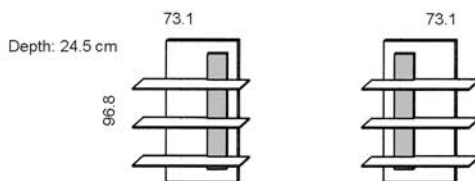


PR13

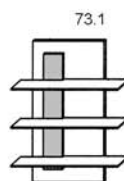


PR14

NEW Wall panels, 5 increments with glass shelf



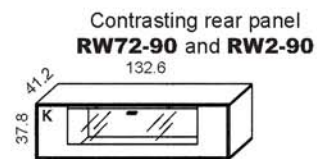
Order no. WR1
PG 1




WR2

NEW

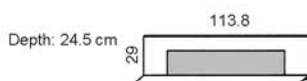
Wall unit, 2 increments



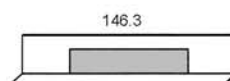
HE2-1

↓  The load-bearing capacity of angled shelves is 10 kg when mounted to solid brickwork in accordance with the manufacturer's instructions.

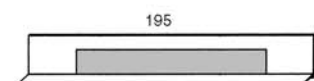
NEW Angled shelves with glass shelves



Order no. WI114G
PG 1



WI146G



WI195G


Wall units

T=Door K= Flap

 = lacquer

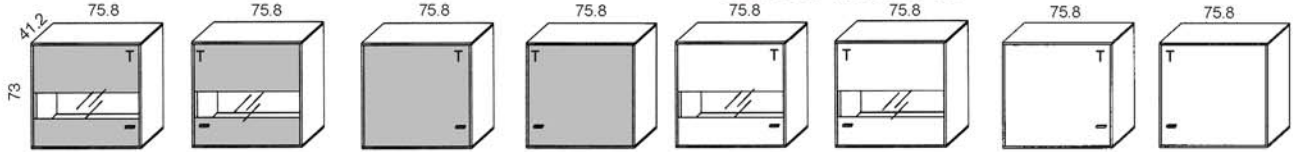
 = veneer

For lighting and contrasting rear panels, see Accessories on pages 28-30.

 The load-bearing capacity of wall units is 45 kg when mounted to solid brickwork in accordance with the manufacturer's instructions.

Wall units, 4 increments

Contrasting rear panels
RW72-73 and RW2-73



Order no. HE4-3

HE4-4

HE4-7

HE4-8

HE4-9

HE4-10

HE4-5

HE4-6

PG 1

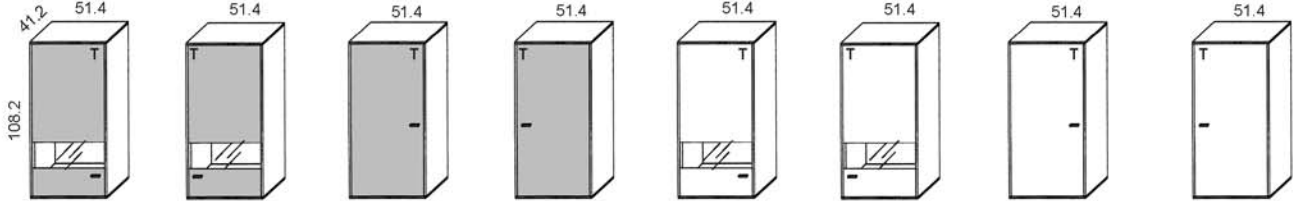
NEW

NEW

Contrasting rear panels
RW72-73 and RW2-73

Wall units, 6 increments

Contrasting rear panels
RW72-49 and RW2-49



Order no. HE6-7

HE6-8

HE6-9

HE6-10

HE6-11

HE6-12

HE6-13

HE6-14

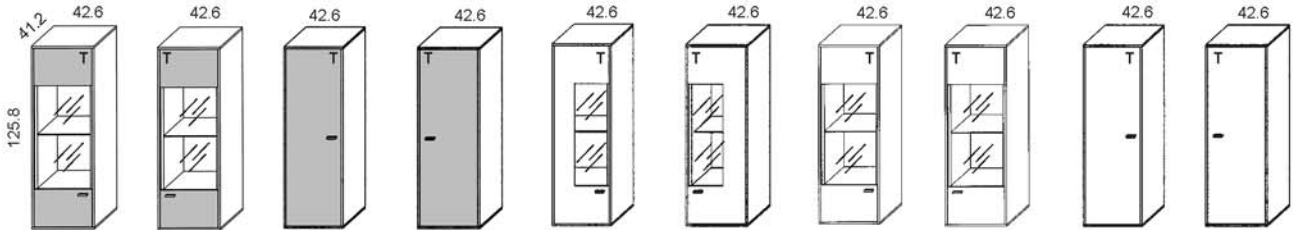
PG 1

NEW →

Contrasting rear panels
RW72-49 and RW2-49

Wall units, 7 increments

Contrasting rear panels
RW74-40 and RW4-40



Order no. HE7-7

HE7-8

HE7-9

HE7-10

HE7-1

HE7-2

HE7-3

HE7-4

HE7-5

HE7-6

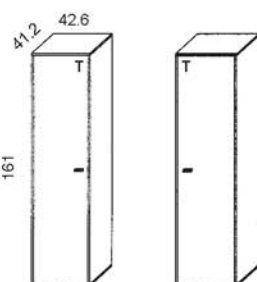
PG 1

NEW

NEW

Contrasting rear panels
RW74-40 and RW4-40

Wall units, 9 increments



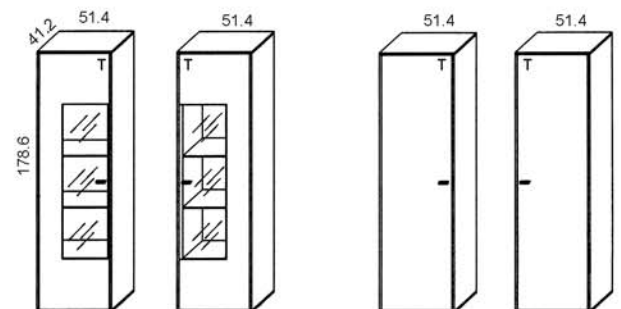
Order no. HE9-5

HE9-6

PG 1

NEW Wall units, 10 increments

Contrasting rear panels
RW76-49 and RW6-49



HE10-1

HE10-2

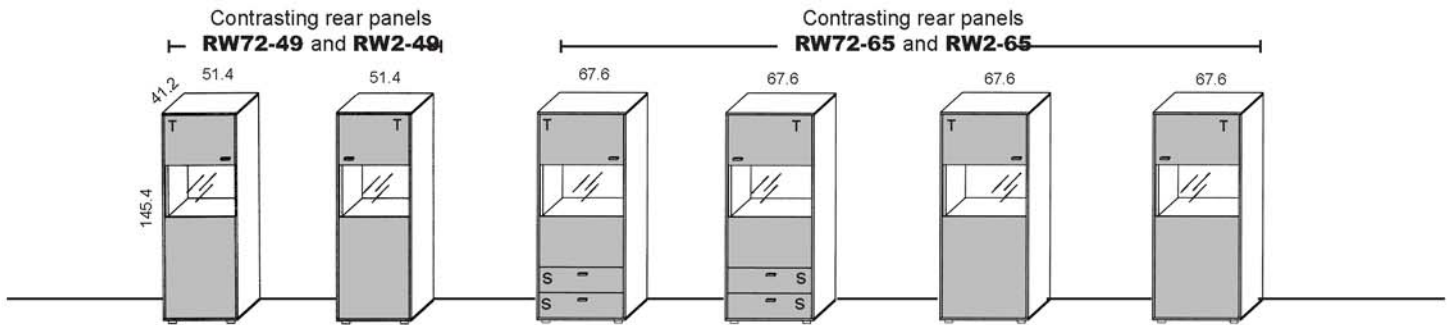
HE10-3

HE10-4

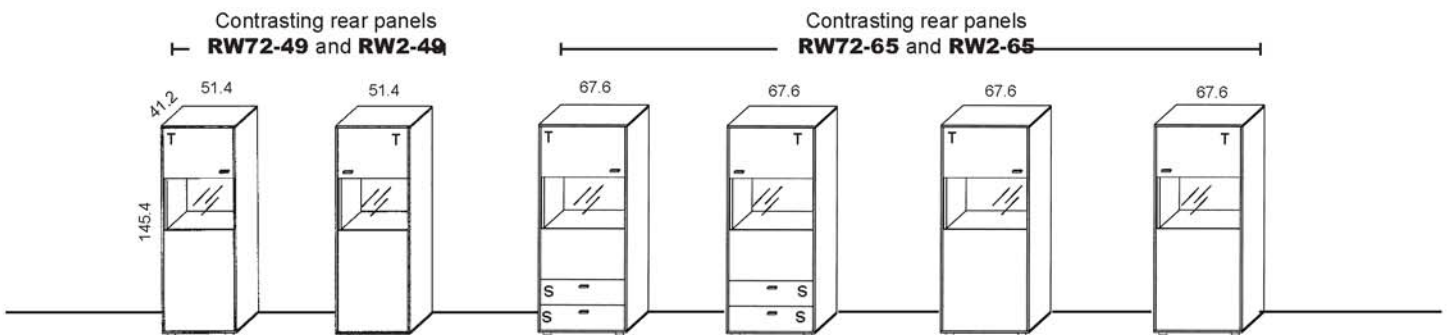
Highboards, 8 increments Height: 145.4 cm, Depth: 41.2 cm, Width: 51.4-116.8 cm

Dimensions are specified in cm on the drawing.

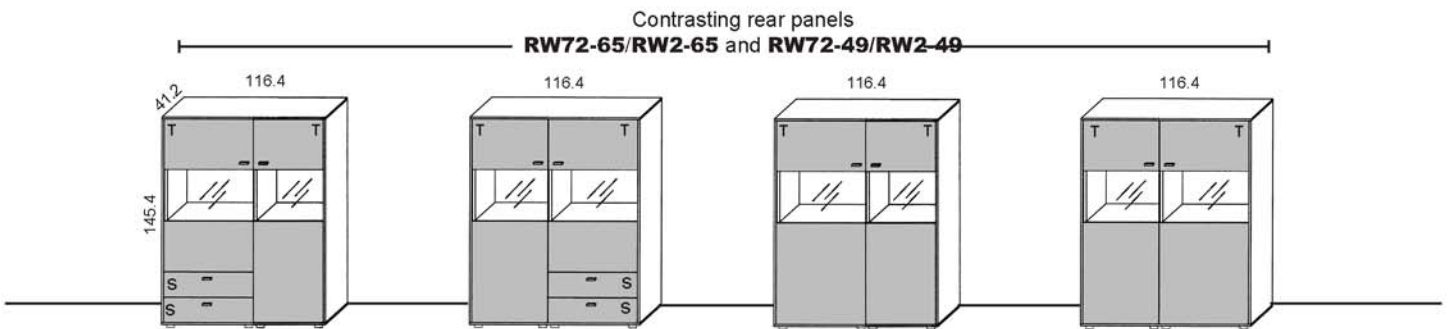
For lighting and contrasting rear panels, see Accessories on pages 28-30.



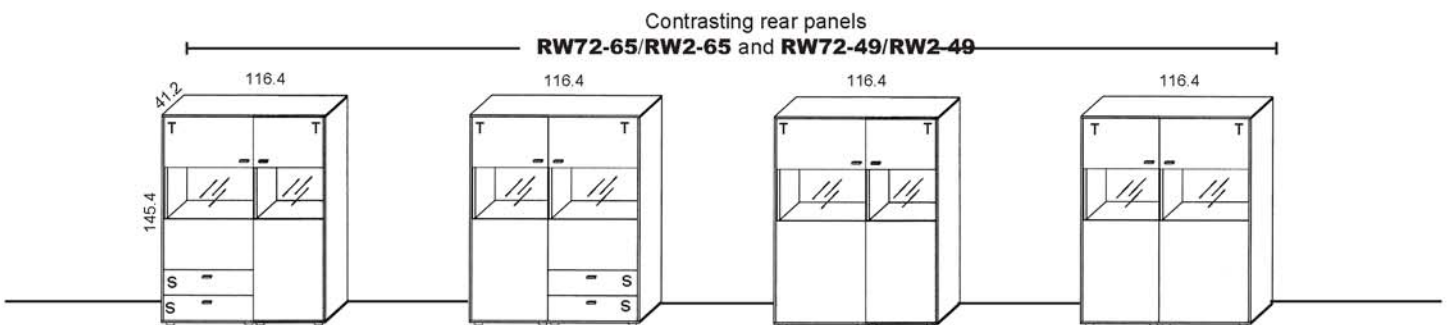
Order no. HB8-36 HB8-37 HB8-38 HB8-39 HB8-40 HB8-41
PG 1



Order no. HB8-34 HB8-35 HB8-42 HB8-43 HB8-44 HB8-45
PG 1



Order no. HB8-5 HB8-6 HB8-9 HB8-10
PG 1



Order no. HB8-11 HB8-12 HB8-13 HB8-14
PG 1

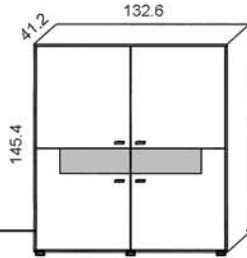
Highboards, 8 increments Height: 145.4 cm, Depth: 41.2 cm, Width: 132.6 and 197.7 cm

T=Door K= Flap

□ = lacquer

■ = veneer

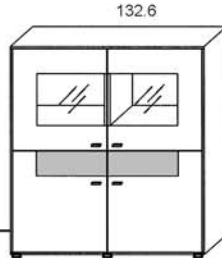
NEW



Order no. HB8-19
PG 1

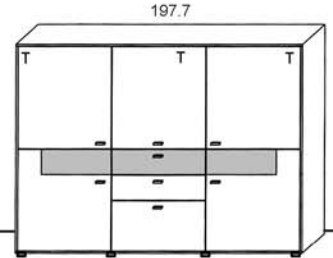
NEW

Contrasting rear panel
RW73-65 and RW3-65 x2



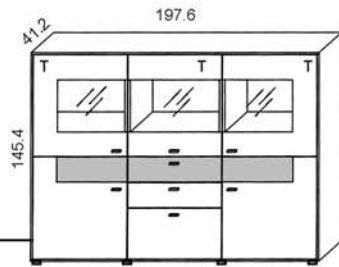
HB8-20

NEW



HB8-23

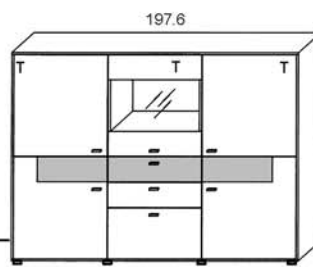
NEW



Order no. HB8-24
PG 1

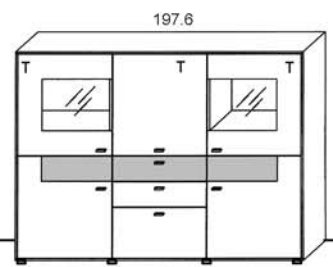
NEW

Contrasting rear panels
RW73-65 and RW3-65 1-3 each per highboard



HB8-25

NEW



HB8-26

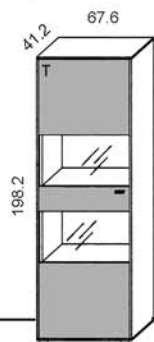
Free-standing elements, 11 increments Height: 198.2 cm, Depth: 41.2 cm, Width: 67.6 cm

Dimensions are specified in cm on the drawing.

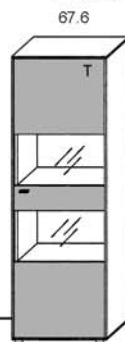
NEW

NEW

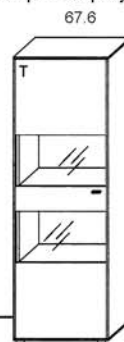
Contrasting rear panels
RW73-65 and RW3-65 2 each per display unit



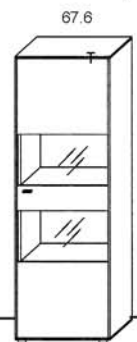
Order no. SE11-3
PG 1



SE11-4

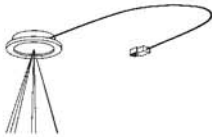



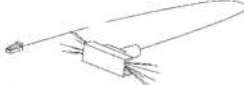





SE11-7



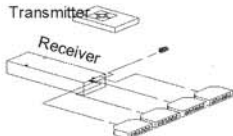
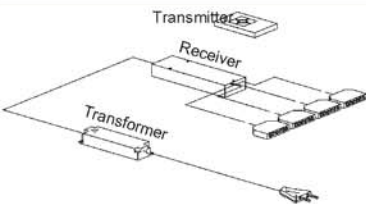
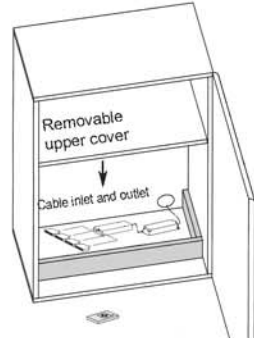
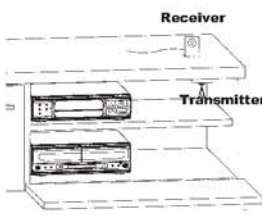
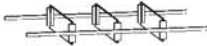

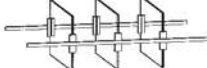


SE11-8




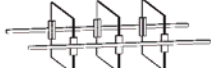
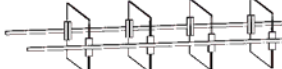
Accessories

Article	Order no.		Description
Lighting and switches			
Flush-mounted LED spotlight	LST2		 <p>For display units. 12 volt/2.6 watt, hidden cable duct, length: 4 metres. Only available with LED transformer.</p>
LED glass-edge lighting For 42.6-cm-wide display units For 51.4-cm-wide display units	LG41 LG49		 <p>Power is supplied via a cable through the rear panel.</p> <p>Only available with LED transformer. 12 volt/3 watt, cable length: 4 metres. Only available with LED transformer. 12 volt/4.1 watt, cable length: 4 metres.</p> <p> Diese Produkte enthalten Lichtquellen der Energieeffizienzklasse <F> auf einer Skala von A (höchste Effizienz) bis G (geringste Effizienz). Die Lichtquellen in den LED-Beleuchtungen sind nicht tauschbar.</p>
LED light for curved panels	LSD2		 <p>For curved panels. 12 volt/2 watt, hidden cable duct, length: 4 metres. Only available with LED transformer.</p>
LED light for straight panels	LSP1		 <p>For straight panels. 12 volt/1 watt, hidden cable duct, length: 4 metres. Only available with LED transformer.</p> <p> Diese Produkte enthalten Lichtquellen der Energieeffizienzklasse <F> auf einer Skala von A (höchste Effizienz) bis G (geringste Effizienz). Die Lichtquellen in den LED-Beleuchtungen sind nicht tauschbar.</p>
LED lighting set For wall panels	LEDSET7		2 LED lights, cable length approx. 4 metres. Transformer required. 12 volt/17 watt.
LED lighting for angled shelves 113.8 cm wide 146.3 cm wide 195 cm wide	LN114W LN146W LN195W		<p>1 LED light, length: 110 cm, cable length: approx. 4 metres. Transformer required. 12 volt/5.3 watt. 1 LED light, length: 140 cm, cable length: approx. 4 metres. Transformer required. 12 volt/7 watt. 1 LED light, length: 190 cm, cable length: approx. 4 metres. Transformer required. 12 volt/9 watt.</p> <p> Diese Produkte enthalten Lichtquellen der Energieeffizienzklasse <F> auf einer Skala von A (höchste Effizienz) bis G (geringste Effizienz). Die Lichtquellen in den LED-Beleuchtungen sind nicht tauschbar.</p>
LED lights below supporting sections and supporting-section cabinets	LN26 LN32 LN60 LN162 LN179 LN195 LN228		<p>1 LED light, length: 20 cm, cable length: approx. 4 metres. Transformer required. 12 volt/1 watt. 1 LED light, length: 25 cm, cable length: approx. 4 metres. Transformer required. 12 volt/1 watt. 1 LED light, length: 55 cm, cable length: approx. 4 metres. Transformer required. 12 volt/2.6 watt. 1 LED light, length: 155 cm, cable length: approx. 4 metres. Transformer required. 12 volt/7.5 watt. 1 LED light, length: 175 cm, cable length: approx. 4 metres. Transformer required. 12 volt/8 watt. 1 LED light, length: 190 cm, cable length: approx. 4 metres. Transformer required. 12 volt/9 watt. 1 LED light, length: 220 cm, cable length: approx. 4 metres. Transformer required. 12 volt/10.8 watt.</p> <p> Diese Produkte enthalten Lichtquellen der Energieeffizienzklasse <F> auf einer Skala von A (höchste Effizienz) bis G (geringste Effizienz). Die Lichtquellen in den LED-Beleuchtungen sind nicht tauschbar.</p>

Accessories

Article	Order no.		Description
Transformers and remote controls			
LED transformer, max. 15 watt	LEVG15		12 volt/15 watt, suitable for max. 6 connections. Cable length approx. 5 metres, switch on the supply cable. 
LED transformer, max. 30 watt	LEVG30		12 volt/30 watt, suitable for max. 10 connections. Cable length approx. 5 metres, switch on the supply cable. 
Radio remote control for LED lighting	FKS4		 A maximum of four power circuits can be switched and dimmed using the remote control. A power circuit may contain up to six light fixtures. If required, the remote control is connected between the transformer and lighting.
Radio remote control set with transformer			
Radio remote control incl.: LED transformer, max. 60 watt	FKS4-60		 Planning information: For technical reasons, 60-watt transformers are only available as part of a set with a remote control.
Electrical storage compartments with radio remote control			
Fitted behind doors 42.6 cm wide 67.6 cm wide 75.8 cm wide Carcase depth 41.2 cm	LES49F LES65F LES73F		 Please specify the element in which the electrical storage compartment should be fitted. The integrated radio remote control has four connections. A maximum of four power circuits can be switched or dimmed. The upper cover is a removable wooden shelf, and the full cabinet depth can therefore be used. One LEVG15 or LEVG30 transformer is also required.
42.6 cm wide 67.6 cm wide 75.8 cm wide Carcase depth 49.2 cm	LES49KF LES65KF LES73KF		
IR repeater			
IR repeater Receiver on stand, as shown.	IRST		 The IR repeater increases the range of standard IR remote controls within the unit. A DVD player can therefore be operated from behind a closed flap, for example. Incoming IR commands from the appliance's remote control are received by the receiver, amplified and passed on inside the unit via the transmitter. The advantage is that the repeater only passes on signals, it therefore does not require its own remote control. A 220-volt mains connection is required for operation. IR = infrared
Drawer organisers for 41.2-cm-deep elements			
Organiser for 65 cm 1-increment drawers	E1-65		 The 3 glass transverse dividers are fixed at the front and back, but the distances between the dividers can be adjusted.
Organiser for 98 cm 1-increment drawers	E1-98		 The 4 glass transverse dividers are fixed at the front and back, but the distances between the dividers can be adjusted.
Organiser for 65 cm 2-increment drawers	E2-65		 The 3 glass transverse dividers are fixed at the front and back, but the distances between the dividers can be adjusted.
A minimum-charge surcharge of _____ will be added to all orders worth up to _____.			

Accessories

Article	Order no.		Description
Drawer organisers for 49.2-cm-deep elements			
Organiser for 48.8-cm 1-increment drawers	EK1-49		 The 3 glass transverse dividers are fixed at the front and back, but the distances between the dividers can be adjusted.
Organiser for 65 cm 1-increment drawers	EK1-65		 The 3 glass transverse dividers are fixed at the front and back, but the distances between the dividers can be adjusted.
Organiser for 98 cm 1-increment drawers	EK1-98		 The 4 glass transverse dividers are fixed at the front and back, but the distances between the dividers can be adjusted.
Organiser for 65 cm 2-increment drawers	EK2-65		 The 3 glass transverse dividers are fixed at the front and back, but the distances between the dividers can be adjusted.
Organiser for 98 cm 2-increment drawers	EK2-98		 The 4 glass transverse dividers are fixed at the front and back, but the distances between the dividers can be adjusted.
Wooden and glass shelves			
Wooden shelves for 75.8-cm-wide models	FA73-33		Additional wooden shelf behind doors, 69.3 x 33 x 1.9 cm
Wooden shelves for 67.6-cm-wide models	FA65-33		Additional wooden shelf behind doors, 61.1 x 33 x 1.9 cm
Wooden shelves for 51.4-cm-wide models	FA49-33		Additional wooden shelf behind doors, 44.9 x 33 x 1.9 cm
Wooden shelves for 42.6-cm-wide models	FA40-33		Additional wooden shelf behind doors, 36.2 x 33 x 1.9 cm
Glass shelves for 42.6-cm-wide models	GLFA40-32		Additional glass shelf behind display-unit doors 36 x 32 x 0.6 cm
Glass shelves for 51.4-cm-wide models	GLFA49-32		Additional glass shelf behind display-unit doors 44.9 x 32 x 0.6 cm
Contrasting rear panels in second lacquer colour or in veneer			
in veneer in lacquer	RW71-98 RW1-98		Height, width, thickness: 17.4 x 93.5 x 1.3 cm
in veneer in lacquer	RW72-90 RW2-90		Height, width, thickness: 31.2 x 89.8 x 1.3 cm
in veneer in lacquer	RW72-49 RW2-49		Height, width, thickness: 36.4 x 44.8 x 1.3 cm
in veneer in lacquer	RW72-65 RW2-65		Height, width, thickness: 36.4 x 61 x 1.3 cm
in veneer in lacquer	RW72-73 RW2-73		Height, width, thickness: 36.4 x 69.2 x 1.3 cm
in veneer in lacquer	RW73-65 RW3-65		Height, width, thickness: 51.4 x 61 x 1.3 cm
in veneer in lacquer	RW73-73 RW3-73	31-	Height, width, thickness: 51.4 x 69.2 x 1.3 cm
in veneer in lacquer	RW74-40 RW4-40		Height, width, thickness: 71.6 x 36 x 1.3 cm
in veneer in lacquer	RW76-49 RW6-49		Height, width, thickness: 106.8 x 44.8 x 1.3 cm

Coffee tables, dining tables, chairs and benches

For the formal coffee tables, dining tables, chairs and benches that match this model, please see the comprehensive coffee table, dining table, chair and bench collections in the most up-to-date type lists.

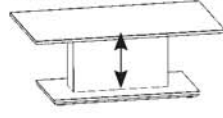
Examples from our broad range of coffee tables

Swivelling glass panel

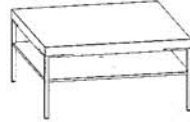


CT406-114D

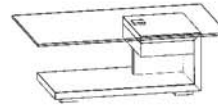
fixed and height-adjustable



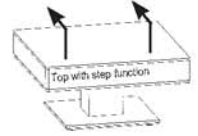
CT...F
Available in three sizes



CT501...
Available in four sizes



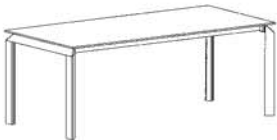
CT404-110



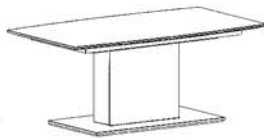
CT302.
Available in two sizes

Please see the current coffee type table list for more coffee table designs, the available sizes and finishes. This list also contains descriptions and prices for each model.

Examples from our broad range of dining tables



ET521



ET592



ET581



ET632

Please see the current dining table type list for more dining table designs, the available sizes and finishes. This list also contains descriptions and prices for each model.

Examples from our broad range of chairs and benches



Lena



Jule



Kaia



Mila



Anna



Aria



Milan



Bern

Please see the current chair/bench type list for more chair designs, the available sizes and finishes. This list also contains descriptions and prices for each model.

GWINNER[®]