






Truly Tasha Shawl

Crochet Edging Variation



-  Row 1
-  Row 2
-  Row 3
-  Shawl Body

Alternate Crochet Edging for Truly Tasha Shawl:

Hook Size C is used with a sock/fingering weight yarn.

Row 1: work one hdc in each stitch along each side, working 3 hdc into each corner

Row 2: working along the bottom edge only, work one row of hdc, working 3 hdc into each corner.

Row 3: *(hdc, dc, chain 3, dc, hdc) in each hdc of row below, sc in next hdc of row below, repeat from * working all the way around the shawl.



Hill
Country
Weavers

You can find the Truly Tasha Shawl pattern on Ravelry at: <http://www.ravelry.com/patterns/library/truly-tashas-shawl>