



National 4-H Curriculum  
BU-06359

# Pet Pals

## Level 1

### Pet Project Activity Guide



Name \_\_\_\_\_  
County \_\_\_\_\_





# Note to the Project Helper

**C**ongratulations! A young person has asked you to be his/her pet project helper. As a helper you are in a great position to help youth grow and develop in positive ways as they learn about pets and about themselves. You can nurture and cultivate their interest in this project by guiding their planning, helping them carry out their projects and recognizing them for a job well done.

## Your Role

- Become familiar with the material in this activity guide and the *Helper's Guide*
- Support youth in their efforts to set goals and complete each achievement program
- Date and initial the activities on the Pet Achievement Program as the youth completes them and the two of you discuss them
- Help them to get to know themselves, including their strengths and weaknesses
- Encourage the use of the experiential learning cycle described on this page

## The 4-H Pet Series

This guide, *Pet Pals* is the first in the series of three for youth, that also includes *Pet 2 Scurrying Ahead*, *Pet 3 Scaling the Heights* and the *Pet Group Activity Helper's Guide*. The three youth guides have been designed to be developmentally appropriate for grades 3-4, 5-7 and 6-9 respectively, but may be used by youth in any grade based on their project skills and expertise.

All activities have several parts: A description of the skills to be practiced, discussion questions, suggestions for additional activities and other helpful information. The "Show of Success" for each activity is an excellent way to evaluate the youth's progress. Each of the guides also includes an achievement program to encourage youth to learn more about pets while developing important life skills. In the *Helper's Guide* you will find another evaluation piece titled "Evaluating the Impact." Use this before beginning each level and after the youth has completed each level. Each activity is designed so the young person has an opportunity to learn by doing before being told or shown how. Your challenge is to "sit on your hands" while the youth explores the activity and learns from the

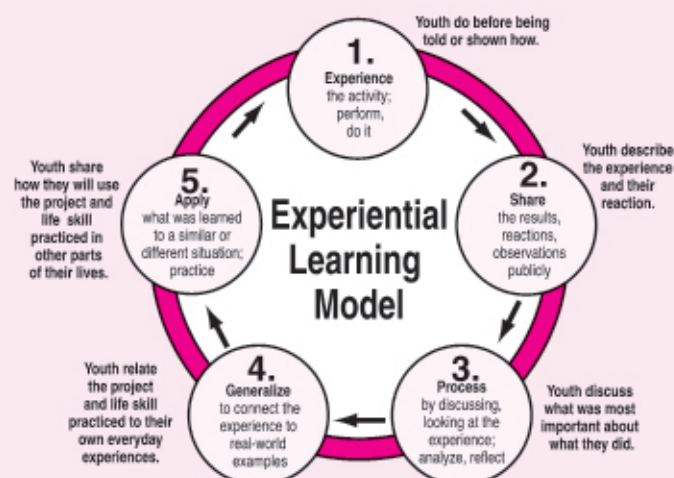
experience, even when it doesn't work the way it's expected to. You can help with the learning most effectively by listening as the young person considers the questions and draws conclusions. At times the activity may call for you to be a resource person for content or ideas.

## Pet Helper's Guide

The fourth publication in this series, *Pet Helper's Guide*, provides additional learn-by-doing activities that can be adapted to the family, the classroom, after school child care, 4-H project groups, clubs or other groups. You'll also find helpful hints about characteristics of youth, life skill development, teaching experientially, meeting ideas, as well as answers to many of the activities in the youth guides.

## Experiential Learning Model

This five-step model is utilized in each activity in this series. As you can see, the youth first attempt the activity themselves. After the youth do as much as they can and answer the questions, you then meet together and discuss: What did they do? What was important about what they did? How does what they did relate to their lives? And finally, how might they use the life and project skills practiced in the future?



Pfeiffer, J.W., & Jones, J.E., "Reference Guide to Handbooks and Annuals" © 1983 John Wiley & Sons, Inc. Reprinted with permission of John Wiley & Sons, Inc.

## Acknowledgements

**Revision Team:** This revision of the four pet activity guides was accomplished by the 4-H Pet Design Team comprised of Linda R. Horn, CT and Anita Raddatz, WA, and Tom Zurcher, PhD, MI, editor.

**Design Illustration and Production:** Northern Design Group, White Bear Lake, MN.

**Word Processing:** Sue Teeters, MI.

**Photographer:** Photographers: Motion Media Productions and Tom Zurcher.

**Financial Support:** A grant was provided by National 4-H Curriculum

**Original Design Team:** Bill Gleason, WI; Roger Holmes, MN; John Skinner, WI; Marcella Remund, SD; Gerilyn Perkins, MN; and Tom Zurcher, PhD, MI.

Your ability to ask additional thought-provoking questions and to clarify and expand the youth's ideas will add to the educational experience.

**Good luck in your helper role and thank you for contributing to the positive development of youth.**

# What's Inside?

## Pet Pals

Note to Project Helper .....	Inside Cover
What's Inside? .....	1
Welcome to Pet Pals .....	2
Planning Guide .....	3
Achievement Program .....	4
<i>Pet Pals</i> Completion Certificate .....	5

### Chapter 1: Picking the Right Pet

My Favorite Pet .....	6
Your Opinion Please .....	8
Family Time .....	10

### Chapter 2: Getting to Know Your Pet

Hang Time .....	12
Fur, Fins or Feathers? .....	14
Roots .....	16
Pet Poses .....	18
Daily Diary .....	20
Chirp, Hiss, Squeak .....	22

### Chapter 3: Caring for Your Pet

TLC .....	24
Safe and Secure .....	26
Pet Palaces .....	28
Home Alone .....	30

### Chapter 4: Pet News

Fun with Guinea Pigs .....	32
Pet Talk 1 .....	34
Pet Resources .....	36

For more on pets ... look for these other guides in this set.




#### Level 2 Scurrying Ahead

<b>Chapter 1: Getting to Know Your Pet</b>
True or False?
Once Upon a Time
Play Time
Scene 2 Take 2
Pet Certs
The Price Is Right
Pet Store Search
<b>Chapter 2: Fitting and Showing Your pet</b>
Show Time
<b>Chapter 3: Feeding Your Pet</b>
Bottomless Pit
Chow Time
Fit-n-Trim
<b>Chapter 4: Keeping Your Pet Healthy</b>
What's Up Doc?
Keeping Healthy
Bones, Bones, Bones



#### Level 3 Scaling the Heights

<b>Chapter 1: Pet Reproduction</b>
Designer Genes
To Breed or Not to Breed?
Are you Sure?
Special Care
<b>Chapter 2: Careers and Leadership</b>
Pets-N-U
The Right Fit
Go Ahead, Try
Let's Explore Together
Cheese Please
Look to the Future
<b>Chapter 3: Pet Issues and Ownership</b>
The Perfect Pet
Enlist-Pet
Let's Debate
<b>Chapter 4: Pet Science</b>
Taxing Taxonomy
Fun with Cockadeis
Getting to Know Hamsters



#### Pet Helper's Guide

Youth Learning Characteristics
Developing Life Skills
Teaching and Learning Experientially
<b>Chapter 1: Getting Organized</b>
Pet Resources (web activity)
A Year of Pet Fun
<b>Chapter 2: Pets in the Community</b>
Sharing and Caring
Pets on Parade
Visiting an Animal Shelter
<b>Chapter 3: Pet Games</b>
Pets A to Z
Play Pet Bingo
On the Record
Blowing for Pets
Pet Pyramid
<b>Chapter 4: Pet Events and Activities</b>
Presenting...Pets!
Pet Skitathon Fun
Let's Get Acquainted
<b>Chapter 5: Sharing Pet Stories</b>
You Won't Believe
Pet Talk Fun
Dealing with Loss
Pet Project Meeting Ideas
More Project Ideas
Answer Key: Pets 1, 2 and 3
Evaluating the Impact
Pet Resources





# Welcome to Pet Pals

**A**re you ready to learn more about pets and which pet may be right for you?

Through the activities in this series of books you will learn about kinds of pets, costs to raise them, pet care, showmanship and much more. If you already have a pet, these activity guides can help you to learn more about them. If you are thinking about getting a pet, these activities may help you decide which pet is best for you.

Learning about pets isn't all you will be doing. You will also be practicing important life skills such as how to gather information, make decisions, talk with others, be responsible and plan activities:

You're a great  
Pet Project  
Helper



Here are some of the activities you'll get to do in *Pet Pals*.

- Find information about a pet
- Interview a pet owner
- Identify pet body parts
- Lead a family discussion about selecting a pet
- Handle a pet safely
- Identify possible pet hazards
- Design a space for a pet
- Invent and design a pet toy
- Write a pet sitter instruction guide
- Comparison shop for a pet product
- Explore a pet's diet
- Determine the origin of pets
- Describe a pet artistically

## Pet Pals Project Guidelines

- Set your goals and record project highlights.
- Do a minimum of seven activities in Level 1 of the *Pet Pals* Achievement Program each year and complete the program within three years.
- Participate in a minimum of three of the learning experiences listed on the Planning Guide each year.
- Practice and develop the life skills of relating to others, making decisions, learning to learn and communicating with others.
- Increase your pet knowledge and skills.

## Pet Pals Achievement Program

While you are having fun doing the activities, you will also be completing the *Pet Pals* Achievement Program. There are three Achievement Program levels of this program, one in each of the pet project activity guides. This program will help you set goals, keep track of your successes and be recognized for your good work.

## Your Project Helper

On your team supporting you and making learning more fun is your project helper. This person may be a parent, project leader or advisor, a neighbor or an older friend who knows pets. The choice is yours. As you do the activities you'll discuss what you did and the questions in the Talk it Over part of each activity with your helper. Sometimes your helper will need to work with you to find resources including people, organizations, events, magazines and books needed to finish an activity. Once you have successfully finished each activity your helper will date and initial your achievement program.

Write the name and phone number of your project helper here:

Your Project Helper \_\_\_\_\_

Phone number \_\_\_\_\_

E-mail address \_\_\_\_\_

**Good luck with Pet 1 — Pet Pals**



# Goals and Highlights

## My Pet Project Goals

Name \_\_\_\_\_

Kind(s) of pet(s) \_\_\_\_\_

My most important goals for the pet project:

Year \_\_\_\_\_

Year \_\_\_\_\_

Year \_\_\_\_\_

## Learning Experiences


Check when you do any of the following.  
Plan to do at least three of these each year.

Year	Year	Year	Activity
			Give a demonstration
			Tour a pet store
			Attend a pet project meeting
			Attend a pet show
			Take pictures of a pet
			Show a pet at the fair
			Attend a pet clinic
			Participate in a pet skillathon
			Participate in pet showmanship
			Teach your pet a trick

## Pet Pals Project Highlights

Date and list the exciting things you do and learn.

Picture of my pet and me.



# Achievement Program

## Guidelines

1. Do at least seven of the *Pet Pals* activities each year.
2. Complete at least 21 of the *Pet Pals* and More Challenges activities within three year to complete the achievement program.
3. Have your project helper date and initial the activities as you complete them.

## Pet Pals Activities

Complete at least 11 activities.

Date Completed      Helper's Initials

### Chapter 1 – Picking the Right Pet

My Favorite Pet

Your Opinion Please

Family Time

### Chapter 2 – Getting to Know Your Pet

Hang Time

Fur, Fins or Feathers?

Roots

Pet Poses

Daily Diary

Chirp, Hiss, Squeak

### Chapter 3 - Caring for Your Pet

TLC

Safe and Secure

Pet Palaces

Home Alone

### Chapter 4 - Pet News

Pet Information

Playing Cavy Project Bowl



## More Challenges

Select and do any of the More Challenges activities in *Pet Pals* or make up one of your own. Record the page and number of each activity you complete.

Page      #      Date Completed      Helper's Initials

Write your own activity here.

Date \_\_\_\_\_ Helper's Initials \_\_\_\_\_

Write your own activity here.

Date \_\_\_\_\_ Helper's Initials \_\_\_\_\_

Write your own activity here.

Date \_\_\_\_\_ Helper's Initials \_\_\_\_\_





**Level 1  
Completion**

# **Pet Pals Completion Certificate**

I certify that

\_\_\_\_\_

has completed all requirements of the  
*Pet Pals* Achievement Program  
in the 4-H Pet "Skills for Life" Series.

Helper's Signature \_\_\_\_\_

Date \_\_\_\_\_

Place a picture of you  
with your pet here.



# Picking the Right Pet

## My Favorite Pet

**P**ets come in all kinds of shapes and sizes. You can learn about pets in many ways — talking to friends, searching the Internet, finding information in a library, attending a pet show or contacting a local animal shelter. In this activity you will gather information about a pet you now have or one you'd like to have someday.



**Life Skill:** Communicating with others  
**Pet Project Skill:** Discovering your favorite pet  
**Show of Success:** Gathers and shares information about a pet.

### Do the Activity

First find information about your favorite pet and its needs. In the space below write your pet's housing needs, health concerns and the food it likes to eat. Then share with someone in your family and at least one friend what you know about your favorite pet.

The kind of pet I have or hope to have: (circle)

- Mammal
- Fish
- Rodent
- Reptile
- Amphibian
- Insect (arachnid)
- Crustacean

Drawing or picture of my pet.

Where my pet lives

What my pet eats

Care my pet needs





An interesting fact about my pet

Why I like my pet

Habits my pet has

## Talk it Over

### Share with your helper

- Why do you like this animal for a pet?
- When did you first become interested in this pet?
- How did it feel to share what you know about your favorite pet?

### Tell what's important

Where did you find information?

### Explore what you learned

Why should the whole family be involved when deciding to get a pet?

---



---



---

### Imagine what's next

How can you find more about other pets that interest you?

---



---



---

Here's my favorite pet.



## Challenges

1. Draw a picture of your favorite pet, make a paper frame and put it up on the wall with an appropriate title.
2. Write a one-page report or make a one-minute audio tape about the history of your favorite pet and share it with your family and project helper. Start a Pet Challenges Book to keep all the information you gather.

## Pet Facts

### Kinds of Pets

Pets can be any living creature that lives in or near your home and depends on you for care and feeding. It can be a playful dog, a furry cat or a bouncy frog. It can even be a turtle, lizard, snake, bird or a pocket pet — a rat, a mouse, a hamster, a gerbil or a cavy (guinea pig).



# Your Opinion Please

**T**here are many types of pets you can own and care for...lizards, birds, gerbils, mice and lots of others. Each pet has different needs. Some are more expensive than others and some need extra care. Before choosing a pet you will want to collect as much information as possible.

**Life Skill:**

Communicating with others

**Pet Project Skill:**

Selecting a pet

**Show of Success:**

Interviews pet owners.

Good sources of information are friends, family and neighbors who own pets.

What care does your pet need?

## Do the Activity

Choose two people to interview whom you know own one or more kinds of pets. Before you talk with these pet owners, write questions you want to ask them. Below are some questions to help you get started. Write in the space provided what you learned. After the interviews don't forget to thank them for sharing their time and experience with you. Just for fun see if you can find the names of nineteen different pets in the Pet Word Find. Good luck!

### Questions to Ask:

- \_\_\_\_\_
- \_\_\_\_\_
- \_\_\_\_\_

### Other Questions

- What does your pet do for you?
- Why did you choose this kind of pet?
- How have you changed your home to meet your pet's needs?
- Would you recommend this pet for others? Why?

### Pet Word Find

H	E	R	M	I	T	C	R	A	B
E	A	B	R	A	B	B	I	T	A
D	C	D	D	R	A	Z	I	L	M
G	F	G	E	R	B	I	L	E	O
E	E	O	F	H	S	I	F	G	U
H	R	R	G	G	H	S	R	O	S
O	R	F	I	C	J	N	K	D	E
G	E	P	N	Y	R	A	T	A	C
M	T	I	V	N	O	K	P	O	R
S	H	A	M	S	T	E	R	T	V
C	C	E	L	T	R	U	T	C	D

#1 Pet owner's name:

\_\_\_\_\_

#2 Pet owner's name:

\_\_\_\_\_



## Talk it Over

### Share with your helper

- What did you learn from your interviews?
- How did it feel to interview people about their pets?
- What pets were most interesting?

### Tell what's important

How was talking to friends or family about their pets useful in helping you make a decision about the kind of pet you may want to own?

### Explore what you learned

How does talking with others about their experiences help you when making an important decision?

### Imagine what's next

Think of another time when you had to make an important decision. Who did you go to for help or advice? Why did you go to that person?



Fish are the most popular pets ... then comes cats, dogs and birds.



## More Challenges

**1.** Take a survey of the types of pets your classmates own and the names they've given their pets. Share what you find with your family or helper.

**2.** Take pictures of the pets and people you interview and make a display or include the photos in a Pet Challenges Book. Under each photo list two or three interesting things about the person's pet. Share your display with your helper, family members and the people you interviewed.

bird	gerbil	frog
chinchilla	cat	hermit crab
rat	dog	turtle
mouse	rabbit	pig
lizard	fish	(pot-bellied)
cavy	ferret	
hamster	hedgehog	
snake		

# Family Time



**Life Skill:** Communicating with others  
**Pet Project Skill:** Selecting a pet  
**Show of Success:** Leads a family discussion.

**P**eople choose pets for many different reasons. What will be the cost, space required and the time needed to care for a pet? How will the pet fit into the family? Do family members have allergies, fears or just not like certain types of pets?

In this activity you will talk to your family about any special needs they may have to help you decide on a new pet.

## Do the Activity

Decide on a good time to meet with all the members of your family. Tell them you want to have a family discussion about what kind of pet might be best for everyone. Use the questions below or your own to help you lead your family meeting. Record answers to the questions in the bubbles. In the center circle list the pets that would fit best with your family's needs.



What could a pet add to our family?

**The Best Pet for Our Family**

What are some other things to think about?

What are our favorite pets?

Who would be willing to help care for a pet?

Where would be the best place to keep a pet?





## Talk it Over

### Share with your helper

- What did you learn about your family's ideas about pets?
- How did it feel to lead a family discussion?
- How did it feel to get your family together to talk about pets?

### Tell what's important

How did talking to your family help you make a decision on the best pet for everyone?

---

---

---

---

### Explore what you learned

How did talking to the members of your family help you learn more about them and their needs?

---

---

---

### Imagine what's next

How does communicating with others help you make good decisions?

---

---

---

---

My guinea pig needs something to chew.



More

## Challenges

**1.** Find information about two kinds of pets you know very little about. Include in your Pet Challenges Book your notes about the pet's behavior, diet, health needs, estimated cost and anything unusual. Share this information with your family and helper.

**2.** Make a collage of different types of pets using pictures you've drawn or pictures from magazines. Describe what you included to your family or helper.

## Pet Facts

### Rodent Teeth

A rodent's teeth (rats, mice, hamsters and cavies) will continue to grow throughout its life. That is why these pets should be given hard objects to gnaw on. Gnawing will help keep their teeth the right length.

Pet Rap: Slow as a \_\_\_\_\_