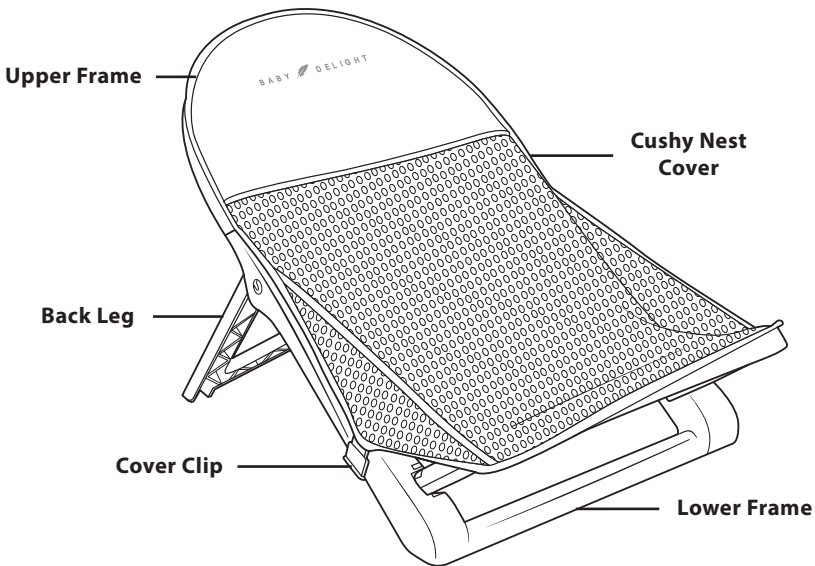


**Read all instructions BEFORE assembly and USE of product.  
KEEP INSTRUCTIONS FOR FUTURE USE.**

BABY  DELIGHT®

# Cushy Nest Cirro

Deluxe Infant Bather



## Warnings & Guidelines

### ⚠️ WARNING

**DROWNING HAZARD:** Babies have drowned while using infant bathers.

- **STAY** in arm's reach of your baby.
- Use **ONLY** in empty adult tub or sink.
- Keep drain open in adult tub or sink.
- Never rely on a toddler or preschooler to help your baby or alert you to trouble. Babies have drowned even with other children in or near bath tub.

**FALL HAZARD:** Babies have suffered head injuries falling from infant bathers:

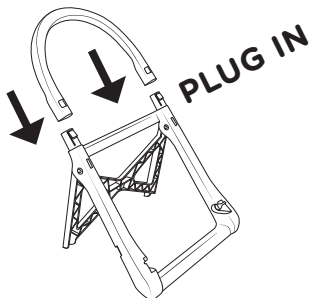
- Place bather **ONLY** in adult tub or sink for safe use.
- **NEVER** lift or carry baby in the product.
- **STOP** using product when baby starts trying to sit up or has reached 20 lbs, whichever comes first.

### ⚠️ WARNING

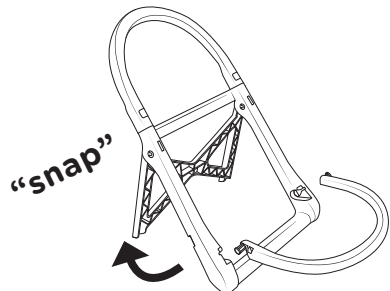
- Water temperature for bathing a baby should be between 90 and 100°F (32.2 and 37.8°C)
- Never place baby in water until you have tested the water temperature.
- Discontinue use of product if damaged, broken or disassembled.

## Product Setup

- 1 Plug in the UPPER FRAME.

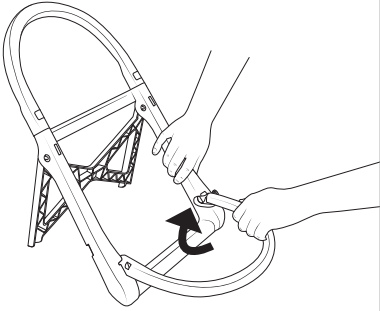


- 2 Unfold the BACK LEG until you hear and feel a snap.

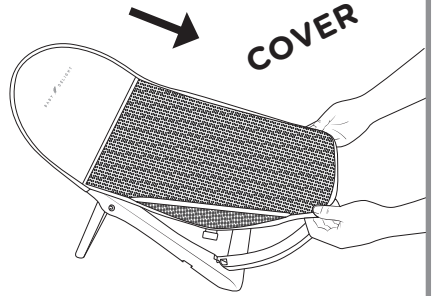


## Product Setup - Continued

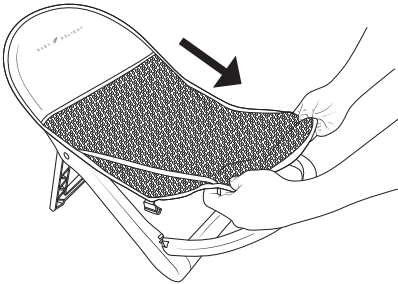
- 3 Insert LOWER LEG into LOWER FRAME.



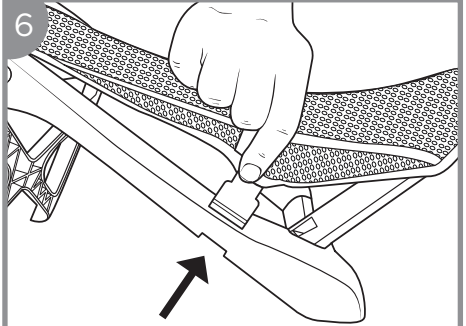
- 4 Place top pocket of Cushy Nest COVER over the UPPER FRAME.



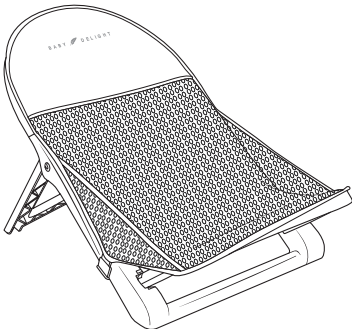
- 5 Place bottom pocket of Cushy Nest COVER over the LOWER FRAME.



- 6 Snap in COVER CLIPS on both sides of COVER into slots on side of FRAME.



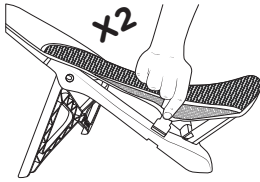
7



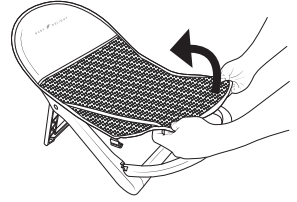
Make sure COVER is aligned and secure. Product is assembled.

## To Remove Cushy Cover

- 1 Unfasten CLIPS on COVER from the side of FRAME.



- 2 Remove Cushy Nest COVER from LOWER FRAME and then UPPER FRAME.



## Care & Cleaning

After bath time, rinse soap off of Cushy Nest Cover with clean water and air dry. To wash Cover, remove and use a mild soap and machine wash on the gentle cycle.



Machine wash,  
gentle or delicate



Hang to  
dry

## 0-6 MONTHS

- STOP using this product when baby starts trying to sit up or has reached 20 lbs whichever comes first.

## Limited Warranty

At Baby Delight, Inc. we make innovative and high quality products for babies, children and their parents. We warrant this product to be free from defects in material and workmanship existing at the time of manufacture for a period of 90-days from the date of initial purchase (sales receipt is required for proof of purchase). If such a defect is discovered during the limited warranty period, we will, at our sole option, repair or replace your product at no cost to you.

This limited warranty does not cover claims resulting from misuse, failure to follow the instructions on installation, maintenance and use, abuse, alteration, involvement in an accident, and normal wear and tear.

For warranty service or replacement part information:

Please call Customer Service at 1-401-333-6800, email at [consumercare@babydelight.com](mailto:consumercare@babydelight.com), or mail Baby Delight, Inc., 30 Martin Street, Suite 3C, Cumberland, RI 02864.

B A B Y  D E L I G H T

[www.babydelight.com](http://www.babydelight.com)

©2018 Baby Delight, Inc., 30 Martin St., Cumberland, RI 02864

1-401-333-6800 | [consumercare@babydelight.com](mailto:consumercare@babydelight.com)

BD05710