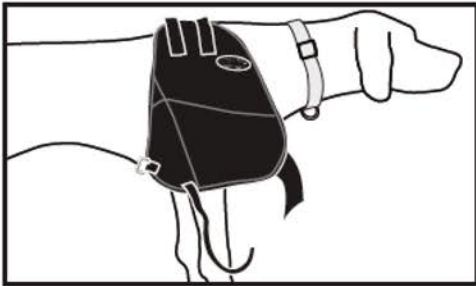




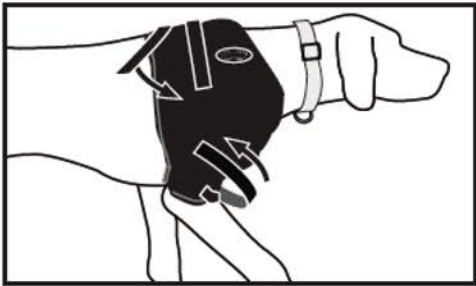
KEEP MOVING WITH CALDERA

PET THERAPY

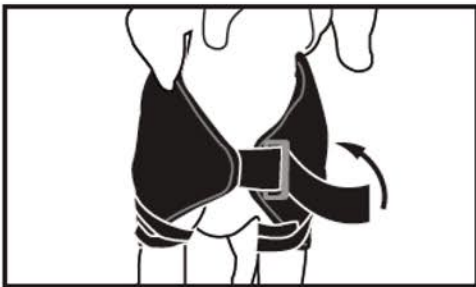
Shoulder Instructions



- 1 Place Pet Therapy Wrap over the dog's shoulders.




- 2 Adjust top straps to equally position wrap over shoulders. Secure wrap around each front leg with attached strap. Adjust and pull all straps for secure fit.



- 3 Thread the front chest Velcro® strap through buckle and fasten to opposite side.

***Note:** Adjust wrap for skintight fit on shoulders to help ensure benefits of hot/cold therapy.*

Caldera® , Re®, Releaf®, and XT-360® are registered trademarks of Caldera International, Inc.