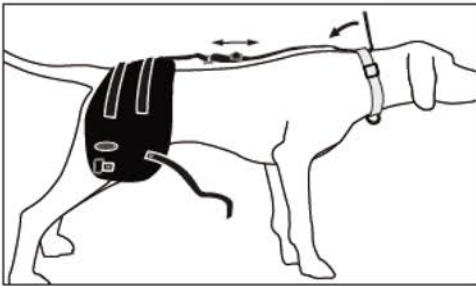




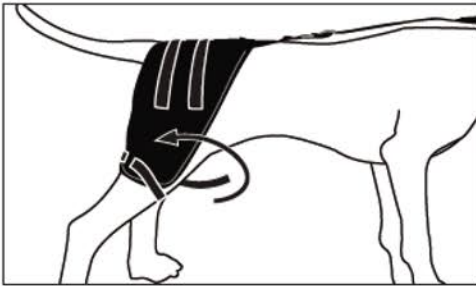
KEEP MOVING WITH CALDERA

PET THERAPY

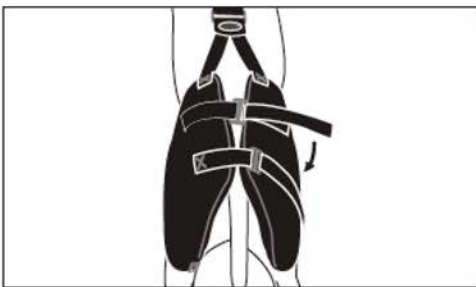
Hip Instructions




- 1 Place Pet Therapy Wrap over the dog's hips, then position the long adjustable Velcro strap along spine and attach to dog collar. Adjust straps so wrap rests directly over hips.



- 2 Secure wrap around each back leg with attached strap. Adjust and pull all straps for secure fit.



- 3 Adjust wrap for skintight fit on hips to help ensure benefits of hot/cold therapy.

Caldera® , Re®, Releaf®, and XT-360® are registered trademarks of Caldera International, Inc.