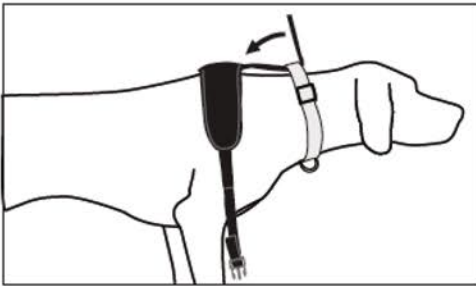




KEEP MOVING WITH CALDERA

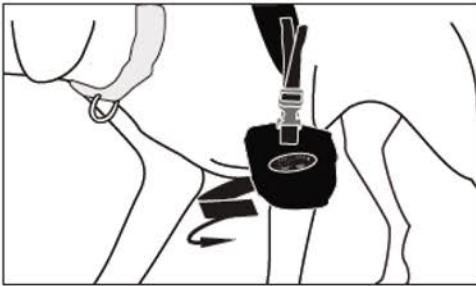
PET THERAPY

Elbow Instructions



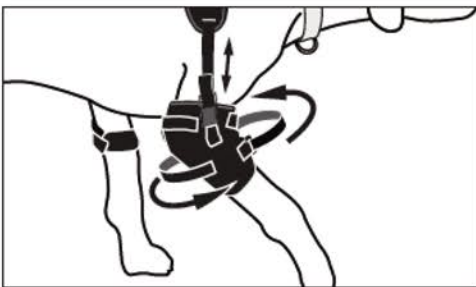
1

Attach the front two short Boomerang Velcro® straps around dog collar.



2



Connect together front Boomerang and Anchor strap quick release buckles. Fasten Anchor around the **opposite leg** being treated.



3

For treated leg, attach Boomerang strap quick release buckle into Pet Therapy Wrap outside buckle. Fasten the Pet Therapy Wrap around the elbow joint. Adjust and pull all straps for secure fit.

***Note:** To avoid rubbing on the dog's inside leg areas be sure to position the inside buckle downward attaching to the Pet Therapy Wrap using the small Velcro® tab located on the buckle. Adjust wrap for skintight fit on treated leg to help ensure benefits of hot/cold therapy.*

Caldera®  , Re®, Releaf®, and XT-360® are registered trademarks of Caldera International, Inc.