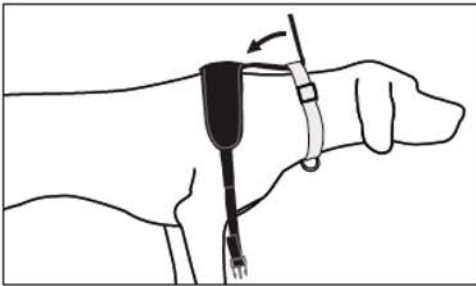




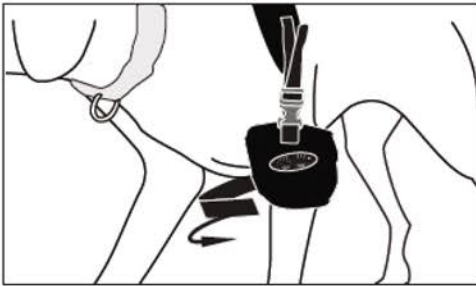
KEEP MOVING WITH CALDERA

PET THERAPY

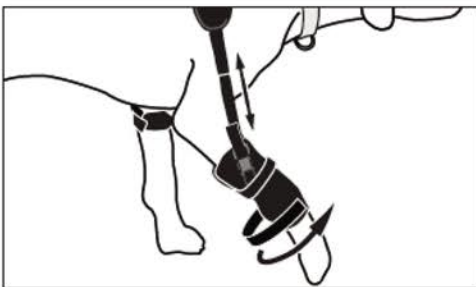
Carpal Instructions



- 1 Attach the two short Boomerang Velcro® straps around the dog collar.



- 2 Connect together front Boomerang and Anchor strap quick release buckles. Fasten Anchor around the **opposite leg** being treated.



- 3 For treated leg, attach Boomerang strap quick release buckle into Pet Therapy Wrap outside buckle. Fasten the Pet Therapy Wrap around the carpal joint. Adjust and pull all straps for secure fit.

***Note:** Adjust wrap for skintight fit on treated leg to help ensure benefits of hot/cold therapy.*

Caldera®, Re®, Releaf®, and XT-360® are registered trademarks of Caldera International, Inc.