



Learning Light

QUICK START GUIDE

Included Components



Learning Light



4 Gobos



2 AA Batteries




Storage Case

Rotating Center Column

Gobo Side Slot

Gobo with Rounded Tab



Power Switch

Rubber Fastening Strap for Gobo Storage

1/4"-20 Mounting Threads

Warning

- Operating temperature is 32-104°F / 0-40° C
- Do not touch metal silver interior marked HOT during or immediately after use
- Do not store in carry case while powered ON
- Do not use near fire, water, or in extreme temperatures
- Avoid direct contact with any heat source
- Do not attempt to disassemble or repair
- Do not attempt to rotate the center column counterclockwise as this may damage the product

Assembly




Inserting/Replacing the Batteries

1. Grasp the Learning Light's rotating center column and gently pull the column out of the Learning Light.
2. Remove the battery compartment lid, insert two AA batteries and gently snap the lid back into place.
3. Insert the center column back into the Learning Light.

Inserting the Gobos

1. Remove and dispose of brown protective cover from each gobo.
2. Select one gobo for use. With the rounded tab facing up and black stencil side facing out, slide it into the GOBO side slot.
3. With the rounded tabs facing up, insert each of the three unused gobos into the STORAGE side slot. Use the rubber fastening strap to secure in place.

Operation

1. Slide the power switch to the Daylight  or Tungsten  position to turn on the Learning Light.
2. Rotate the center column clockwise to select GOBO, DIFFUSION, or FRESNEL. As you rotate the column to the desired lighting technique, the column will snap-lock into place. For direct light, select the GOBO setting without a gobo inserted.
3. Experiment with each lighting technique by positioning the Learning Light at various distances and angles from the subject until the desired look is achieved. For best results, keep the light in tight, around 8-12" from your subject.
4. Turn the Learning Light off by moving the power switch to the center position labeled .

Storage

Store the Learning Light powered off in the included storage case in a dry environment. Remove batteries when not in use for an extended period of time.

Online Content

Visit [KelbyOne.com/LearningLight](https://www.kelbyone.com/LearningLight) for the exclusive Learning Light 101 Course training.

Techniques



Gobo

This effect is achieved by placing the templates/stencils in front of the light source, which controls the shape of the emitted light into specific patterns.



Diffusion

This effect is achieved by scattering the emitted light through the semi-translucent diffusion material, which softens the light output.



Fresnel

This effect is achieved by directing the emitted light through the Fresnel lens, which creates a narrow beam of light from the original, wider light source.



Direct

This effect is achieved by emitting light without any modification by lenses, diffusion, or gobos, which creates a broad, uncontrolled light source.

Warranty

Westcott's warranty obligations for this product are limited to the following terms.

The F.J. Westcott Co. ("Westcott") warrants this Westcott branded product against defects in materials and workmanship under normal use for a period of ONE (1) YEAR from the date of retail purchase from Westcott or an authorized retailer by the original end-user purchaser ("Warranty Period"). If a defect arises and a valid claim is received within the Warranty Period, at its option and to the extent permitted by law, Westcott will either (1) repair the defect at no charge, using new or refurbished replacement parts, or (2) exchange the product with a product that is new or which has been manufactured from new or serviceable used parts and is at least functionally equivalent to the original product. This Limited Warranty applies only to products manufactured by or for Westcott that can be identified by the Westcott trademark, trade name, or logo affixed to them.

This warranty does not apply to: (a) damage caused by accident, abuse, misuse, flood, fire, earthquake, mold, or other external causes; (b) damage caused by operating the product outside the permitted or intended uses described by Westcott; (c) a product or part that has been modified to alter functionality or capability without the written permission of Westcott; or (d) cosmetic damage, including but not limited to scratches, dents and broken plastic.

Disclaimer: By purchasing, borrowing and/or using this product for any event, both public or private, you, the customer, accepts all responsibility and releases Westcott, and its associates, of any and all liability in the event of manufacturer's defect, malfunction or misuse of the product which may lead to further injuries or complications unforeseen by the user. Westcott is not responsible for any potential or incurred damage caused by failure to properly mount, hang, or store the product, which includes, but is not limited to damage to cameras, electronics, electrical equipment, buildings, building materials, personal injury, death, or disability, fire damage, or any and all other damage not mentioned previously.

Please contact Westcott's Repair Department for a Return Authorization Number "RMA" prior to requesting warranty service. This RMA must be clearly written on the outside of the box to the left of the shipping label. Items sent in without pre-authorization or that do not fall under the limited warranty will be returned at the expense of the sender.

Repair Department: 800-886-1689 / 419-243-7311 (International)

Email: service@fjwestcott.com

Shipping: F.J. Westcott Co, 1425-B Holland Rd. Maumee, OH 43537

Register your new gear online at FJWESTCOTT.COM/REGISTER

Visit FJWESTCOTT.COM for videos, pro tips, inspiration, and more!

Westcott products are made to the company's traditionally high standards of quality and comply with all applicable government safety regulations and requirements. In an effort to provide the best quality products possible, we periodically make product modifications. Actual products may not be identical to items pictured. Made in China. ©F.J. Westcott Co. All rights reserved. HW0119