





Delivery Information

<p>Loading Dock Delivery</p>	
	<p>The palletized shipment will be delivered to your commercial loading dock. Delivery is scheduled during standard business hours, from 8am-5 pm.</p>
<p>Curbside Delivery</p>	
	<p>The driver will park the delivery truck as close as possible to your delivery address and then lower the palletized shipment to ground level using the lift gate on the back of the truck. Delivery is scheduled during standard business hours, from 8am-5 pm.</p>
<p>Lobby Delivery</p>	
	<p>This option provides delivery to a residential garage or to the entrance of an office building, with the condition that there are no steps involved. The item will be delivered in its carton and left on the pallet. Delivery is scheduled during standard business hours, from 8am-5 pm.</p>
<p>Full Service Delivery</p>	
	<p>This service covers the removal of the item from its shipping pallet, taking off the carton, and placing it to room of choice on either the 1st floor or a floor accessible by elevator. Limited to a maximum of 3 steps. Delivery is scheduled during standard business hours, from 8am-5 pm. This option may extend delivery time by about 2 weeks.</p>