




EXCELLENCE IN PET NUTRITION

**STRIDE
PLUS FELINE**

STRIDE *PLUS FELINE*

Nutritional Maintenance of Healthy
Cartilage and Joints for Cats



STRIDE PLUS FELINE

STRIDE PLUS FELINE

Joint Problems

Impaired function of skeletal joints can dramatically reduce joint flexion, movement and mobility. Cats with joint problems will generally not limp like a dog and recognising joint disease can be difficult. Behavioural changes are a good indicator of severe pain. Hip dysplasia is very common in cats and will often be a significant cause of pain and decreased mobility with age.

Symptoms to look for include:

- Reduced movement.
- Reluctance to walk or jump.
- Decreased appetite.
- Poor grooming and matted hair coat.
- Urinating and defecating outside the litter box.

Research:

In 2002 a survey of 100 cats over the age of 12 showed that 90% of these cats had **degenerative joint disease** (DJD). The hips and stifles were affected and significant elbow lesions were found in 17%. (Hardie EM et al. 2002)

Another study by Dr. Godfrey found that 22% of 292 cats showed evidence of radiographic **osteoarthritis** (OA), of which 33% had clinically evident OA. (Godfrey DR. 2005)

INCIDENCE OF RADIOGRAPHIC OA

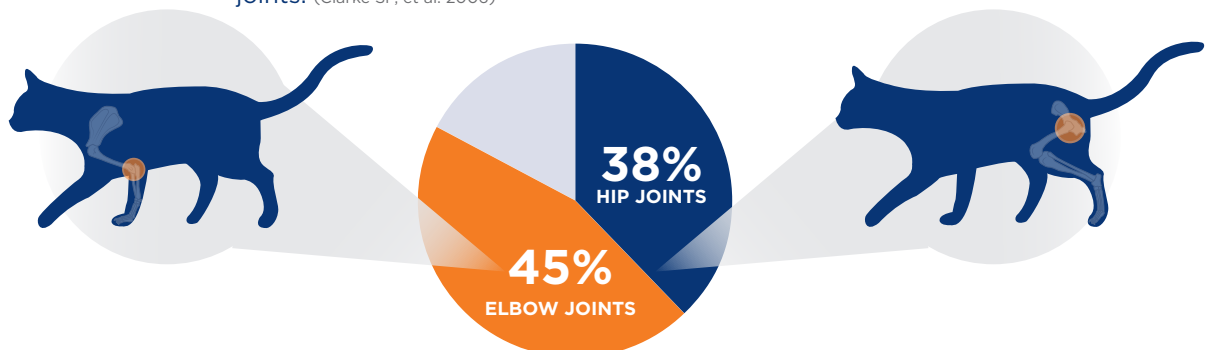


CATS WITH RADIOGRAPHIC OA SHOWING CLINICAL SIGNS



A study of the prevalence and clinical features of OA in 100 cats by L.I. Slingerland showed the prevalence of OA in cats aged ≥ 6 years is 61% and increase with age. The elbows, hips, shoulders, and tarsi are the most commonly affected joints. (L.I. Slingerland et al. 2010)

2006, D. Bennett and SP Clarke assessed a group of 28 cats with clinical OA and reported on the clinical signs and the frequency of joints affected. They found that the elbow (45%) and hip joints (38%) were the most commonly affected joints. (Clarke SP, et al. 2006)



The management of DJD (OA)

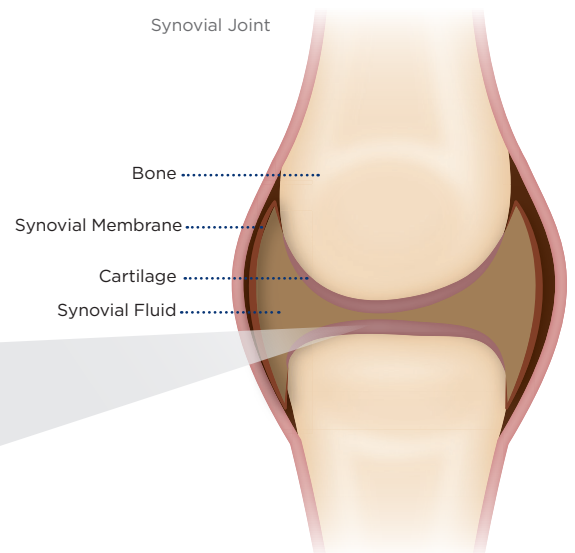
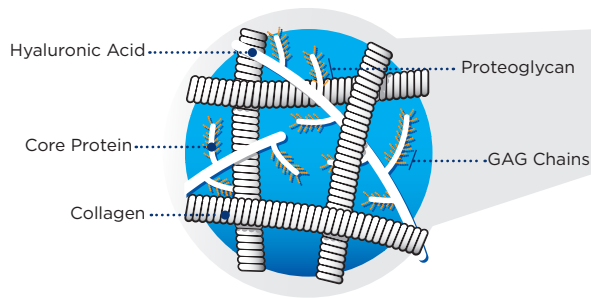
- ✓ **NUTRITIONAL SUPPLEMENTATION** - daily feeding of **STRIDE PLUS FELINE** will provide long term support for the maintenance of healthy joints.
- ✓ **WEIGHT CONTROL** - weight loss has been shown to reduce the clinical signs associated with OA.
- ✓ **EXERCISE** - low activity exercise should be introduced after a few weeks of supplementation to encourage weight loss and help stiff joints to warm up.
- ✓ **IMPROVING COMFORT** - placing food and water bowls in an easily reachable location, providing ramps to favourite places such as the window sill and ensuring litterbox sides are lower for easy access.

The Joint

The joint is where two or more bones meet. Each bone end is protected with a layer of cartilage; the entire joint is enclosed in the synovial capsule which is filled with synovial fluid. Bones provide a frame to support the body and protect the organs, muscles and blood vessels.

The Cartilage Matrix

The cartilage matrix is composed of collagen fibres and chondrocytes. Chondrocytes produce and maintain proteoglycans which are made up of proteins and **Glycosaminoglycan** (GAG chains).



Hyaluronic acid is a major component of the synovial fluid. Without this protective layer of cartilage the bones will grind against each other causing stiff joints and pain. When the articular joint is damaged inflammatory substances are released into the joint capsule which reduces the quality of the Synovial Fluid (the joint lubricant). Without this lubricant, the articular cartilage is damaged, resulting in further inflammation progressive loss of function and pain.

It is vital at this point to feed nutritional ingredients (Chondroprotectors) which can support the Glycosaminoglycan (GAG) content of the cartilage, reduce the effect of cartilage damaging substances, and improve the viscosity of the synovial fluid. A normal healthy joint makes smooth, correct, pain free movement possible.

Key Ingredients in STRIDE PLUS FELINE

INGREDIENT	FUNCTION
Glucosamine HCl	Essential for the formation of Glycosaminoglycans (GAG's) which are the building blocks in the cartilage matrix. Studies have shown that feeding Glucosamine in association with Chondroitin supported an improvement in lameness scores, as well as an improvement in the quality of synovial fluid.
Chondroitin Sulphate	The most abundant GAG in the cartilage matrix. It stimulates the production of proteoglycans and is capable of binding large amounts of water. This enables the joint to withstand constant pressure and strain. It also inhibits cartilage chewing enzymes that are present in damaged joints.
Methylsulphonylmethane (MSM)	A source of organic sulphur, which is easily absorbed and usable in the body. Sulphur is needed for the synthesis of connective tissue.
Hyaluronic Acid	A normal constituent of the joint. Its quantity and quality is reduced in the presence of synovitis and osteoarthritic cartilage. One of its most important roles is to increase the viscosity of the synovial fluid, this will reduce the friction between articular surfaces thus ensuring a correct and smooth movement of the joint



STRIDE PLUS FELINE is a new generation mobility supplement for cats. It is used for the nutritional maintenance of healthy cartilage and joints. Daily feeding of this fast acting solution will assist in the maintenance of joint mobility.

Instructions for proper use:

Mix **STRIDE PLUS FELINE** well into the feed. Feed each cat individually.

Feeding Instructions first 30 days: 4ml per day. (2 pump strokes).

Feeding Instructions thereafter for maintenance: 2ml per day. (1 pump stroke).
The dosing pump attached to this container dispenses 2ml.

Composition	per 4ml
Glucosamine HCl	667mg
MSM	400 mg
Chondroitin Sulphate	133 mg
Sodium Hyaluronate	3160 mcg
(Equivalent Hyaluronic Acid)	2933 mcg)

Additives

E415 Xanthan Gum	8mg
E150b Caramel Colour	8mg

Analytical Constituents:

Crude Protein 7.3%, Crude Oil 0.05%, Crude Fibre 0.16%,
Moisture 78.3%, Crude Ash 1.2%, Sodium 0.32%, Sulphur 3.4%.

PRESENTATION: **160ML**

