

# IP44 MARITIME

COFFEE BREWING SYSTEM / HOT WATER DISPENSERS

## INGRESS PROTECTED SERIES

FETCO® is the category expert and the ONLY manufacturer of **Ingress Protected (IP44)** portable coffee brewing and hot water systems for maritime operations. IP44 rated coffee brewers and hot water dispensers are designed and constructed exclusively to withstand harsh conditions found onboard sailing vessels such as ferries and cruise ships and other protected exterior environments (i.e. outdoor coffee or bar service).



**IP44-HWB-10**  
10 Gallon Hot Water Dispenser

**IP44-HWB-5**  
5 Gallon Hot Water Dispenser



**IP44-52H-15**  
Twin Station Brewer\*

**IP44-52H-20**  
Twin Station Brewer\*

**IP44-62H-30**  
Twin Station Brewer\*

\* Shown with Luxus® Dispensers (sold separately)

**FETCO®**  
TRUSTED | RELIABLE | QUALITY

## Water Specification

Model	Water Inlet	Minimum Flow Rate	Water Pressure
IP44-52H-15	3/8" male flare fitting	1 1/2 gpm [5.7 lpm]	20-75 psig [138-517 kPa]
IP44-52H-20	3/8" male flare fitting	1 1/2 gpm [5.7 lpm]	20-75 psig [138-517 kPa]
IP44-62H-30	3/8" male flare fitting	2 gpm [7.6 lpm]	20-75 psig [138-517 kPa]

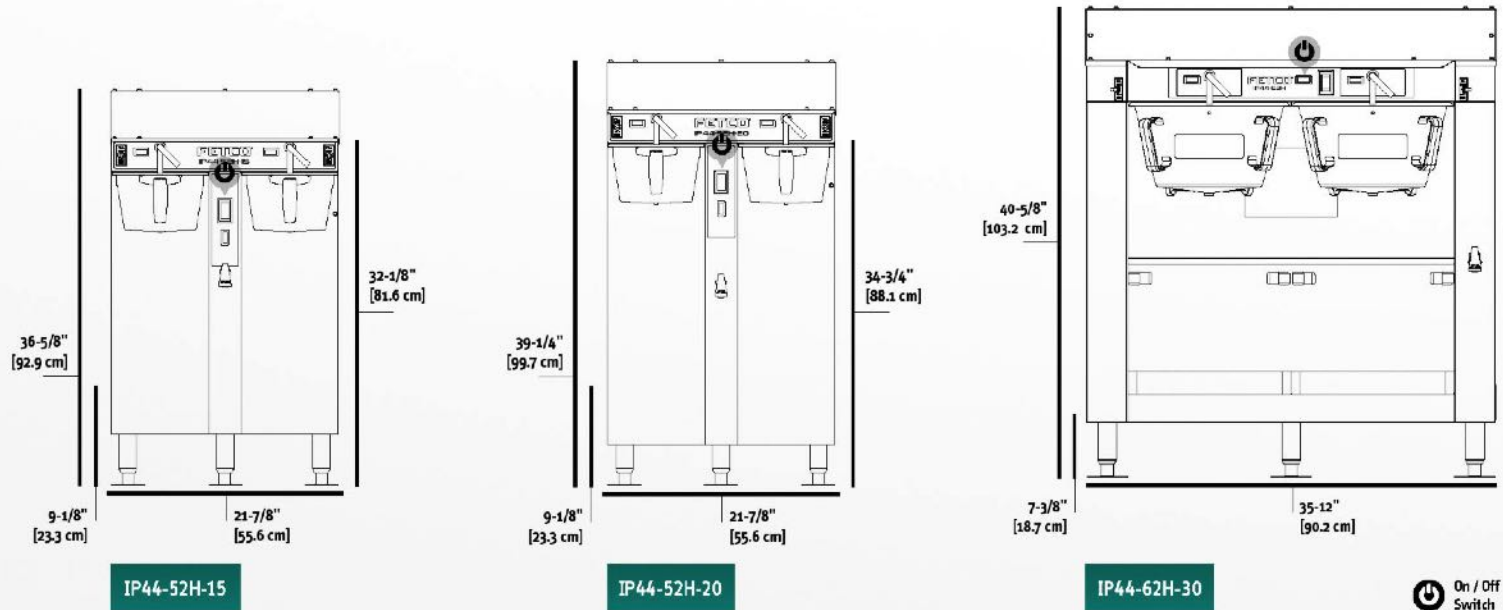
## Electrical Configuration

Model	Configuration Code	Heater Configuration	Voltage	Phase	Wires	KW	Electrical Connection	Max Amp Draw	Gallon [Liter] / Hour
IP44-52H-15	US / CANADA C52246MIP	2 x 2.8 kW	220-240	1	2+G	4.8-5.7	Terminal Block	21.8-23.8	10.5-13.5 [39.7-51.1] <sup>(1)</sup>
	C52206MIP	3 x 4.0 kW	380-400	3	3+G	7.7-8.5	Terminal Block	11.7-12.3	15.0 [56.8] <sup>(1)</sup>
	C52196MIP	3 x 4.0 kW	440-480	3	3+G	10.3-12.1	Terminal Block	13.6-14.8	19.5-22.5 [73.8-85.2] <sup>(1)</sup>
IP44-52H-20	US / CANADA C53216MIP	2 x 3.0 kW	220-240	1	2+G	5.1-6.1	Terminal Block	23.3-25.4	14.0 [53.0] <sup>(1)</sup>
	C53206MIP	3 x 4.0 kW	380-400	3	3+G	7.7-8.5	Terminal Block	11.7-12.3	18.0 [68.1] <sup>(1)</sup>
	C53226MIP	3 x 4.0 kW	440-480	3	3+G	10.3-12.1	Terminal Block	13.6-14.8	26.0 [98.4] <sup>(1)</sup>
	C53256MIP	3 x 2.0 kW	380-400	3	3+G	4.0-4.4	Terminal Block	6.0-6.3	-
	C53236MIP	3 x 2.0 kW	440-480	3	3+G	5.3-6.1	Terminal Block	6.9-7.6	30.0 [113.6] <sup>(1)</sup>
IP44-62H-30	US / CANADA C62206MIP	3 x 3.0 kW	220-240	3	3+G	7.8-9.1	Terminal Block	20.5-22.4	9.0-12.0 [34.1-45.4] <sup>(1)</sup>
	C62196MIP	3 x 4.0 kW	440-480	3	3+G	10.3-12.1	Terminal Block	13.6-14.8	13.5-15.0 [51.1-56.8] <sup>(1)</sup>
	C62216MIP	3 x 4.0 kW	380-400	3	3+G	7.7-8.5	Terminal Block	11.7-12.3	22.5-24.0 [85.2-90.8] <sup>(1)</sup>
	C62186MIP	6 x 4.0 kW	440-480	3	3+G	20.1-24.1	Terminal Block	26.8-29.2	25.5-27.0 [96.5-102.2] <sup>(1)</sup>

(1) Based on standard factory settings: 4.0 minute brew time; 0% prewet; 200°F water.

## Measurements

Model	Height	Width	Depth	Empty Weight	Shipping Dimensions	Shipping Weight
IP44-52H-15	36 5/8" [93.0 cm]	21 7/8" [55.6 cm]	20 1/2" [52.0 cm]	82 lbs [37.2 kg]	35" x 22" x 27" [88.9 x 55.9 x 58.4 cm]	97 lbs [44.0 kg]
IP44-52H-20	39 1/4" [99.7 cm]	21 7/8" [55.6 cm]	20 1/2" [52.0 cm]	87 lbs [39.5 kg]	38" x 22" x 27" [96.5 x 55.9 x 58.4 cm]	98 lbs [44.5 kg]
IP44-62H-30	40 5/8" [103.2 cm]	35 1/2" [90.2 cm]	22 7/8" [58.1 cm]	197 lbs [89.4 kg]	43" x 37" x 24" [109.2 x 94.0 x 61.0 cm]	199 lbs [90.3 kg]



## Cups per Hour\*

IP44-52H-15 & IP44-52H-20

8oz. **475** 12oz. **317** 16oz. **238** 20oz. **190**

IP44-62H-30

8oz. **864** 12oz. **576** 16oz. **432** 20oz. **346**

\* Approximate based on maximum power setting.

## Water Specification

Model	Water Inlet	Minimum Flow Rate	Water Pressure
IP44-HWB-5	3/8" male flare fitting	3/4 gpm [2.8 lpm]	20-75 psig [138-517 kPa]
IP44-HWB-10	3/8" male flare fitting	3/4 gpm [2.8 lpm]	20-75 psig [138-517 kPa]

## Electrical Configuration

Model	Configuration Code	Heater Configuration	Voltage	Phase	Wires	KW	Electrical Connection	Max Amp Draw	Gallon [Liter] /Hour
IP44-HWB-5	US / CANADA H05041MIP	3.0 kW	220-240	1	2+G	2.6-3.1	Terminal Block	11.8-12.9	6.0-7.0 [22.7-26.5] <sup>(1)</sup>
IP44-HWB-10	US / CANADA H10031MIP	2 x 3.0 kW	220-240	3	3+G	5.1-6.1	Terminal Block	11.8-12.9	13.0-15.0 [49.2-56.8] <sup>(1)</sup>

(1) Based on standard factory settings: 200°F water.

## Measurements

Model	Height	Width	Depth	Empty Weight	Shipping Dimensions	Shipping Weight
IP44-HWB-5	29 5/8" [75.2 cm]	10 1/8" [25.7 cm]	23 5/8" [60.0 cm]	47 lbs [21.3 kg]	31" x 11" x 26" [78.7 x 27.9 x 66.0 cm]	57 lbs [25.9 kg]
IP44-HWB-10	29 5/8" [75.2 cm]	16 1/2" [41.9 cm]	23 5/8" [60.0 cm]	64 lbs [29.0 kg]	31" x 18" x 26" [78.7 x 45.7 x 66.0 cm]	79 lbs [35.8 kg]



## Cups per Hour\*

Model	8oz.	12oz.	16oz.	20oz.
IP44-HWB-5	112	75	56	45
IP44-HWB-10	240	160	120	96

\* Approximate based on maximum power setting.

## Compatible Dispensers

#D449 1.5 Gallon LUXUS®  
L4D-15 Thermal Dispenser



#D452 1.5 Gallon LUXUS®  
L4S-15 Thermal Server\*



#D009 LUXUS® Portable  
TPD-15 Thermal Dispenser



#D450 2.0 Gallon LUXUS®  
L4D-20 Thermal Dispenser

#D453 2.0 Gallon LUXUS®  
L4S-20 Thermal Server\*

\* Must be used with S4S Serving Stations.

#D012 LUXUS® Portable  
TPD-30 Thermal Dispenser

## Paper Coffee Filters

#F001 Standard Paper  
15" x 5.5" Coffee Filter

#F004 Standard Paper  
20" x 8" Coffee Filter








## Serving Stations

#A150 Single Serving Station for  
S4S-10-1 L4S-15/20 Server

#A151 Twin Serving Station  
S4S-10-2 for L4S-15/20 Server

#A152 Triple Serving Station  
S4S-10-3 for L4S-15/20 Server



	Model	Application Size	Standard Features
Coffee Brewing System	 IP44-52H-15	1.5 gallon size brewer meets the demands of medium- to large-sized maritime operations and is ideal for cruise ship galleys, dining rooms and covered outdoor venues.	<b>1. Ingress Protection (IP44)</b> IP44 rated coffee brewers are designed and constructed to withstand harsh conditions. "Ingress" protection is critical to keep the inner workings and electrical systems free of hazards that may be caused by multi-directional water sprays that may contain solid particles.
	 IP44-52H-20	2.0 gallon size meets the high-volume demands of large-sized maritime operations and is ideal for cruise ship galleys, dining rooms and covered outdoor venues.	
	 IP44-62H-30	3.0 gallon size meets the high-volume demands of large-scale maritime operations and is ideal for cruise ship galleys, dining rooms and covered outdoor venues.	
Hot Water Dispensers	 IP44-HWB-5	5.0 gallon size meets the demands of small- to medium-scale maritime operations and is ideal for light-duty food/beverage prep and cleaning tasks.	<b>2. Stainless Steel Construction</b> Withstands the harshest maritime environments, is durable and easy to clean.
	 IP44-HWB-10	10.0 gallon size meets the demands of medium- to large-scale maritime operations and is ideal for light- to medium-duty food/beverage prep and cleaning tasks.	

**3. Stationary Design**  
 Flanged feet with holes allow you to bolt down your equipment to a countertop or equipment stand.

Dispensers sold separately.