

Action Camera Quick Start Guide

iA200

EN

IZEEKER

Package List



A1
Short
Thumbscrew



A2
Long
Thumbscrew



B1
Extension
Arm



B2
Short Vertical
Extension Arm



B3
Long Vertical
Extension Arm



C1
J-hook
Buckle



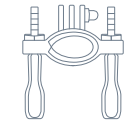
C2
Water-proof
Case Mount



D1
180° Rotating
Mount



D2+D3
360° Rotating
Mount



E1
Bicycle Handlebar
Mount



F1
Helmet
Mount



F2
Helmet
Mount



G
Waterproof
Case



H
External
Microphone



I
Remote
Control

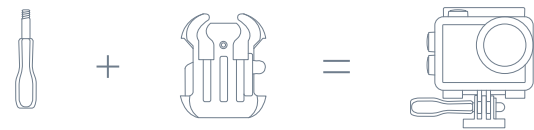


J
Battery
Charger

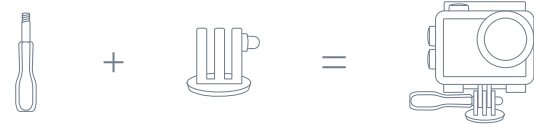


Installation Guideline

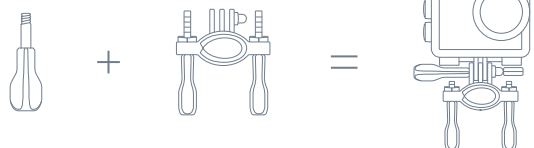
A2+C2



A2+D1



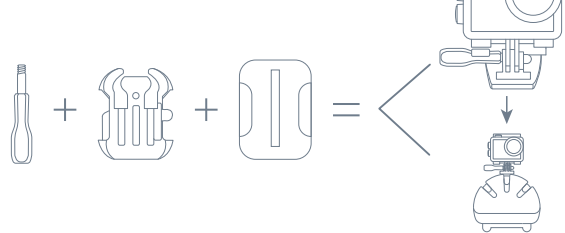
A1+E1



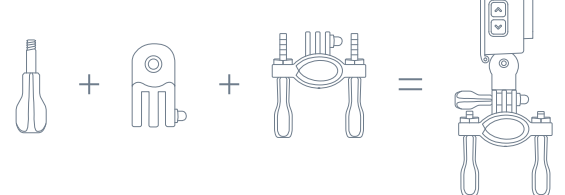
A2+C2+F1



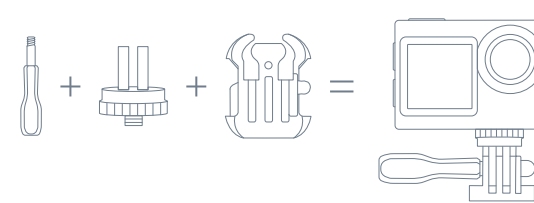
A2+C2+F1+I



A1+B2+E1



A2+D2+D3+C2



A2+D2+D3+C1



Warm tip: This Quick Start Guide is mainly designed for
IZEEKER Action Camera iA200
Support Team: support.ac@izeeker.co

Follow us for more information:

Official website: www.izeeker.co

Instagram: [IZEEKER Action Camera](#)

YouTube: [IZEEKER Action Camera](#)

FaceBook: [IZEEKER Action Camera](#)

FaceBook Group: [IZEEKER Action Camera Club](#)

Download "SupCam Pro" App for IZEEKER iA200 action camera.

