




MBAL

MICROPHONE BOOM ARM STAND FOR PODCASTING AND RECORDING



LIST OF PARTS



Microphone Boom Arm



20 Ft Microphone Cable



Tabletop Clamp



Cable ties (x5)



California Prop 65 Warning

This product contains chemicals, including lead, known to the State of California to cause cancer and birth defects or other reproductive harm. Wash hands after handling.

Thank you for purchasing another high quality AccessAbles product. Please follow these product instructions and safety tips to ensure years of use and safe practices when using this product.

FEATURES AND SPECIFICATIONS

18.5"

18.5"

Heavy duty square steel tubing with sleek black satin coating.

1 Remove MBAL mic boom arm and parts from all packaging.

2 Attach Tabletop Clamp to secure surface and insert the MBAL boom arm.

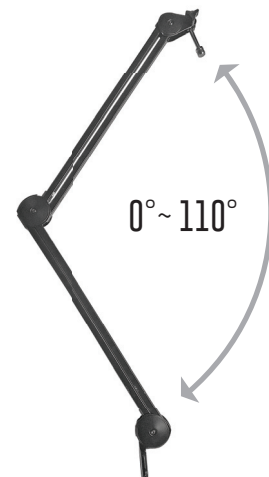

3 Thread your microphone, shock mount or stand mount to the MBAL's 5/8" threaded post. Pictured microphone and shock mount are not included.

Boom arm pivots 360°

Boom arm locking knob.

0° ~ 280°

- Fully extends to approximately 40" of boom arm reach.
- Range of motion up to 280° allows you to adjust mic position to exactly where you need it.
- Heavy duty boom arm, holds up to 2kg (4.4 lbs) load.



*For mic clip holders, mics or shock mounts that may have the smaller 3/8" European threaded insert adapter, simply reverse screw that metal adapter out to reveal standard 5/8" thread.