



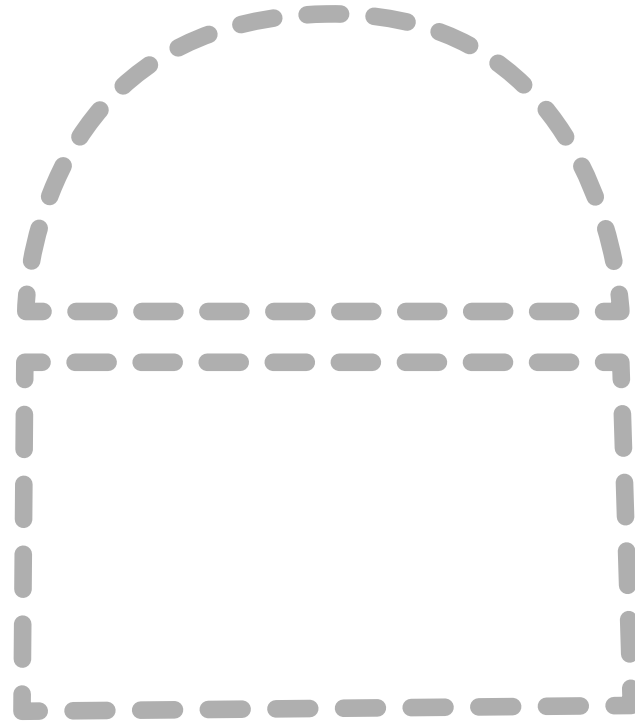

Tropical Popsicles



Directions:

1. Use your Do-A-Dot Art! Markers to dot the pieces of the popsicle
2. Cut each completed piece out and glue them together
3. Paste your popsicle on a popsicle stick and share your beautiful work!



Tropical Popsicles



Directions:

1. Use your Do-A-Dot Art! Markers to dot the pieces of the popsicle
2. Cut each completed piece out and glue them together
3. Paste your popsicle on a popsicle stick and share your beautiful work!

Tropical Popsicles



Directions:

1. Use your Do-A-Dot Art! Markers to dot the pieces of the popsicle
2. Cut each completed piece out and glue them together
3. Paste your popsicle on a popsicle stick and share your beautiful work!