

MODEL	TRL-GC2-36-M
VOLTAGE	38.4V
NOMINAL CAPACITY	45Ah (1,751Wh)
CASE	Maroon Colored ABS/FR
BATTERY	Deep-Cycle Lithium Iron Phosphate
CYCLE LIFE	>4000 cycles @70% DoD (to 70% of initial capacity) at 25°C*
INTELLIGENCE	Internal battery disconnect, redundant protections using three levels of fusing, state of charge indicator with aging compensation, CAN-Bus communication



PHYSICAL SPECIFICATIONS

BCI	MODEL	TERMINAL TYPE ¹	TERMINAL TORQUE IN-LBS (NM)	DIMENSIONS INCHES (MM)			WEIGHT ² LBS. (KG)	HANDLES	INSTALLATION ORIENTATION
				LENGTH	WIDTH	HEIGHT			
GC2	TRL-GC2-36-M	M8-1.25 x 15mm Stud	80-90 (9-10)	10.4 (264)	7.1 (180)	10.9 (278)	37 (16.8)	Removable	Vertical / Horizontal


ELECTRICAL SPECIFICATIONS

VOLTAGE	CAPACITY AMP-HR (AH) @ 77°F (25°C)			ENERGY (WH)
	5-Hr (9A)	10-Hr (4.5A)	20-Hr (2.25A)	
38.4V	45	45	45	1,751

OPERATIONAL SPECIFICATIONS

OPERATING TEMPERATURE RANGE	STORAGE TEMPERATURE RANGE
-4°F to 113°F (-20°C to 45°C)	-40°F to 140°F (-40°C to 60°C)

CHARGER INSTRUCTIONS

CHARGER SETTINGS (USING LITHIUM-ION CHARGER)			
Lithium-ion Charger Compatibility Guide			
Recommended Charging Voltage	41.0V to 42.0V		
			
		Maximum Charging Current @ Temperature	
		< 32°F (< 0°C)	0A
		32°F to 50°F (0°C to 10°C)	13A
		50°F to 68°F (10°C to 20°C)	23A
68°F to 113°F (20°C to 45°C)	45A		
> 113°F (> 45°C)	0A		

OTHER SPECIFICATIONS

PERFORMANCE AND SYSTEM SPECIFICATIONS @ 77°F (25°C)	
Maximum Continuous Discharge Current	60A
Maximum Pulse Discharge Current (30 sec)	100A
Maximum Instantaneous Discharge Current (0.4 sec)	160A
Reserve Capacity @ 25A	108 Min
Battery Internal Protection	Short Circuit Current Temperature Over Voltage Under Voltage Over-current
Battery Functions	Cell Balancing State of Charge CAN-Bus Communication
Safety Systems	Fuse, hardware, BMS
Discharge Voltage Cutoff	30.36V
Environmental Protection	IP67
Shipping Classification	UN3480, Class 9
Case Flame Rating	UL94 V-0

SAFETY/AGENCY INFORMATION

CERTIFICATIONS AND COMPLIANCE		
UN / DOT 38.3	Cells Certified To: IEC 62133-2, UL 1642, UN38.3	FCC Part 15
REACH	Complies With: UL 2271, UL 1998, UL 991	CE

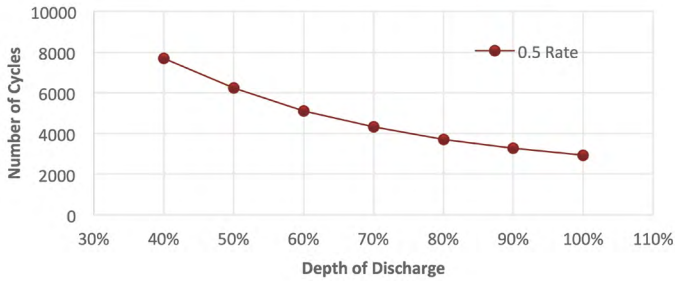


Do not mix with lead-acid batteries when recycling

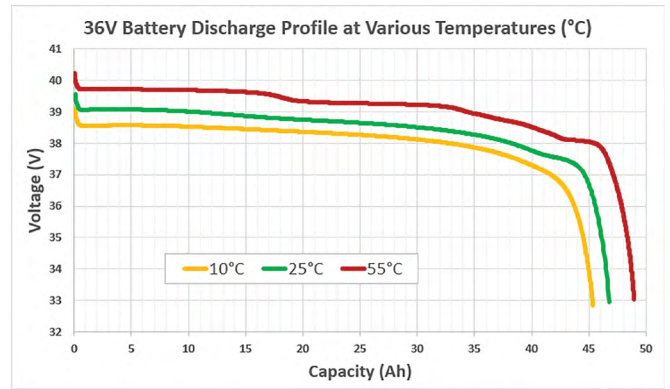
*At C/2 rate and depending on application/user conditions

CYCLE LIFE

To 70% INITIAL CAPACITY



DISCHARGE PROFILE



STATUS INDICATOR GUIDE

LED COLOR INDICATION	BATTERY CONDITION	INDICATOR VISUAL
4 Blue LEDs	76% to 100% Capacity Remaining	
3 Blue LEDs	51% to 75% Capacity Remaining	
2 Blue LEDs	26% to 50% Capacity Remaining	
1 Blue LED	0% to 25% Capacity Remaining	
Red LED	Active Alarm / Fault Condition in the Battery	
Green LED	Normal Operation	

The Trojan® GC2 36V Lithium-Ion features include a battery status push button and indicator light on the top of the case. A momentary press of the button displays the battery's State of Charge and operating status.

NOTE: Consult Trojan® GC2 Series Lithium-Ion Batteries User's Guide for more information at trojanbattery.com.

BATTERY DIMENSIONS

Dimensions: inches (mm)



TECHNICAL SUPPORT

Call Trojan Battery Technical Support:
 United States and Canada: 800-423-6569, dial ext. 3045
 International: +1-562-236-3045

Email: technical@trojanbattery.com

On the web: trojanbattery.com/resources/technical-support



A. Terminal images are representative only
 B. Weight may vary

