



RB24V200

Voltage: 25.6V | Capacity: 200 Ah | Energy: 5120 Wh

LITHIUM IRON PHOSPHATE BATTERY **LiFePO4**

ELECTRICAL SPECIFICATIONS	
Nominal Voltage	25.6 V
Nominal Capacity	200 Ah
Capacity @ 25A	480 min
Resistance	≤35 mΩ @ 50% SOC
Efficiency	99%
Self Discharge	<3% per Month
Maximum Modules in Series	1 (Single Use)

DISCHARGE SPECIFICATIONS	
Maximum Continuous Discharge Current	200 A
Peak Discharge Current	250 A (7.5 s ± 2.5 s)
BMS Discharge Current Cut-Off	575 A ±60 A (12.5 ± 7.5 ms)
Recommended Low Voltage Disconnect	22 V
BMS Discharge Voltage Cut-Off	18.4 V (2.3 ±0.1 vpc) (100 ±50 ms)
Reconnect Voltage	20 V (2.5 ±0.1 vpc)
Short Circuit Protection	200-600 μs

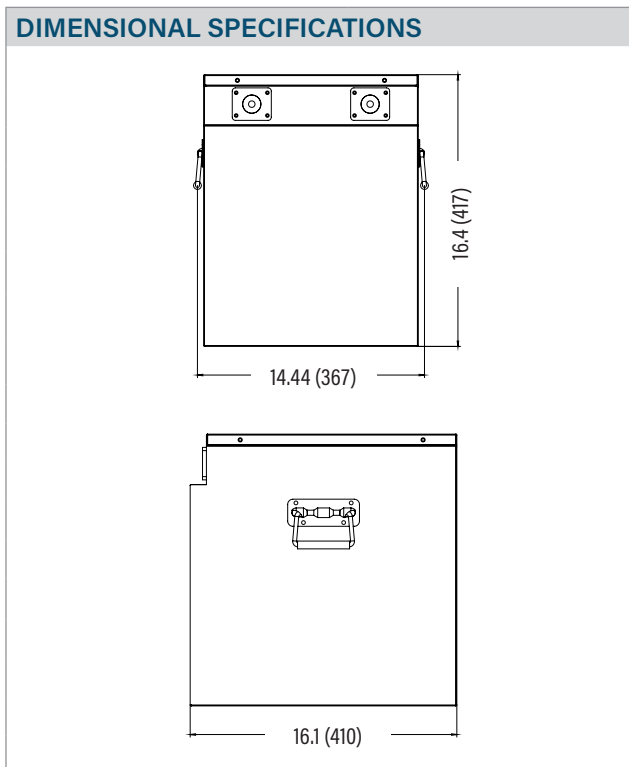
TEMPERATURE SPECIFICATIONS	
Discharge Temperature	-4 to 140 °F (-20 to 60 °C)
Charge Temperature*	-4 to 113 °F (-20 to 45 °C)
Storage Temperature	23 to 95 °F (-5 to 35 °C)
BMS High Temperature Cut-Off	149 °F (65 °C)
Reconnect Temperature	122 °F (50 °C)

*Refer to charge currents below 32°F (0°C)

MECHANICAL SPECIFICATIONS	
Dimensions (L x W x H)	16.1 x 14.44 x 16.4" 410 x 367 x 417 mm
Weight	110.2 lbs (50 kg)
Terminal Type	M10 x 1.5
Terminal Torque	110 - 125 in-lbs (12.2 - 14 N-m)
Case Material	Steel Case
Enclosure Protection	IP65
Cell Type - Chemistry	Cylindrical - LiFePO4

CHARGE SPECIFICATIONS	
Recommended Charge Current	10 A - 100 A
Maximum Charge Current	200 A
Charge Current 14 to 32 °F (-10 to 0 °C)	≤0.1 C
Charge Current -4 to 14 °F (-20 to -10 °C)	≤0.05 C
Recommended Charge Voltage	28.4 V - 29.2 V
BMS Charge Voltage Cut-Off	30.8 V (3.85 ±0.05 vpc) (1 ±0.05 s)
Reconnect Voltage	29.2 V (3.65 ±0.05 vpc)
Balancing Voltage	28.8 V (3.6 ±0.025 vpc)

COMPLIANCE SPECIFICATIONS	
Certifications	CE (battery) UL1642 & IEC62133 (cells)
Shipping Classification	UN 3480, CLASS 9





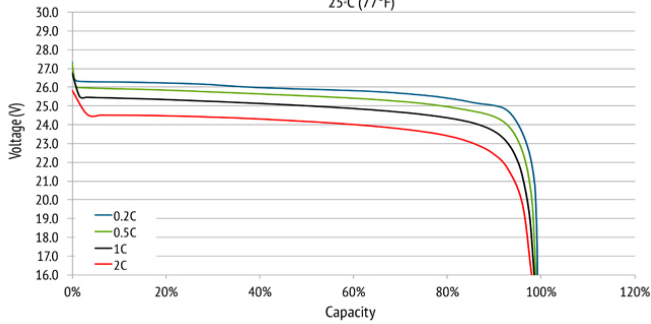
RB24V200

Voltage: 25.6V | Capacity: 200 Ah | Energy: 5120 Wh

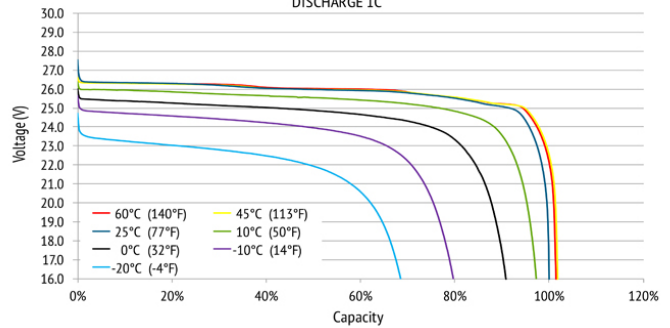
LITHIUM IRON PHOSPHATE BATTERY **LiFePO4**

PERFORMANCE CHARACTERISTICS

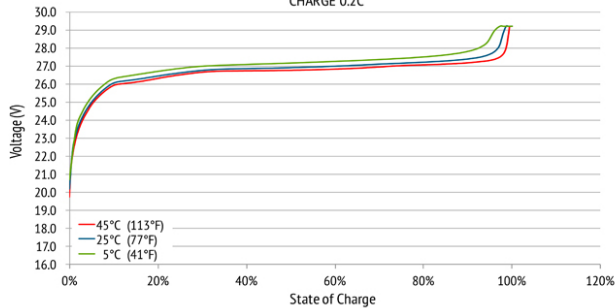
DISCHARGE VOLTAGE CHARACTERISTICS at VARIOUS RATES
25°C (77°F)



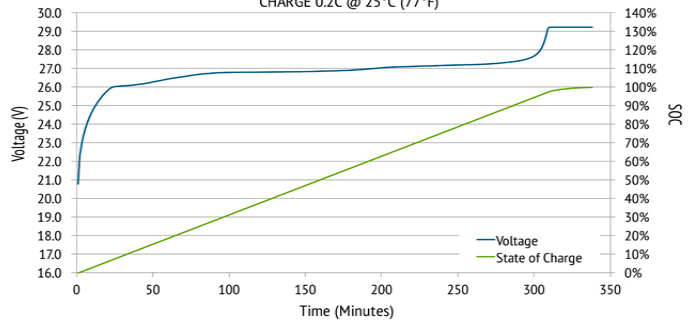
DISCHARGE VOLTAGE CHARACTERISTICS at VARIOUS TEMPERATURES
DISCHARGE 1C



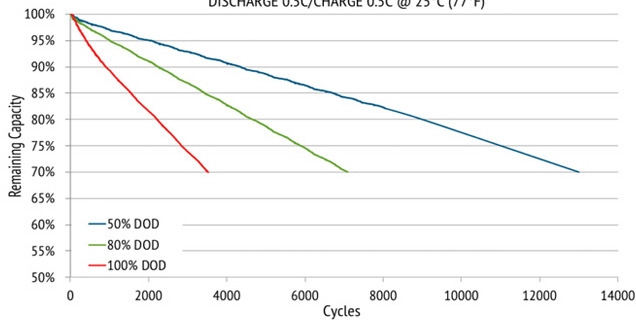
CHARGE VOLTAGE CHARACTERISTICS at VARIOUS TEMPERATURES
CHARGE 0.2C



CHARGE VOLTAGE and STATE OF CHARGE (SOC)
CHARGE 0.2C @ 25°C (77°F)



CYCLE LIFE vs. DEPTH OF DISCHARGE (DOD)
DISCHARGE 0.5C/CHARGE 0.5C @ 25°C (77°F)



CAPACITY of RELION LiFePO4 vs. LEAD ACID
at VARIOUS RATES OF DISCHARGE

