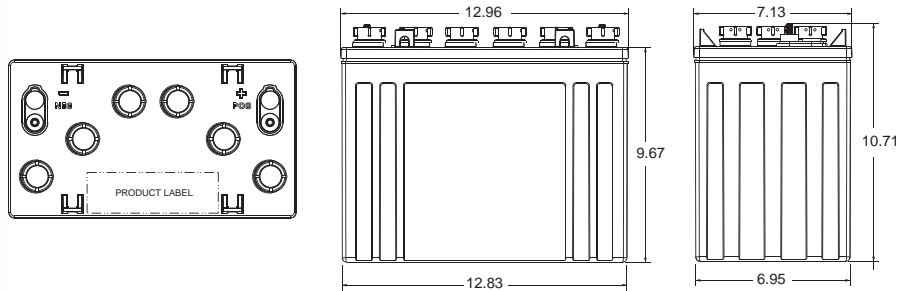


# GC-12V



**BATTERY:** Flooded lead-acid battery  
**COLOR:** Black (case/cover)  
**MATERIAL:** Polypropylene

## BATTERY DIMENSIONS (shown with ELPT)



## PRODUCT SPECIFICATION

BCI GROUP SIZE	TYPE	CAPACITY <sup>A</sup> Minutes		
		@25 Amps	@56 Amps	@75 Amps
<b>12 VOLT DEEP-CYCLE BATTERY</b>				
N/A	12V	260	90	60

## CHARGING INSTRUCTIONS

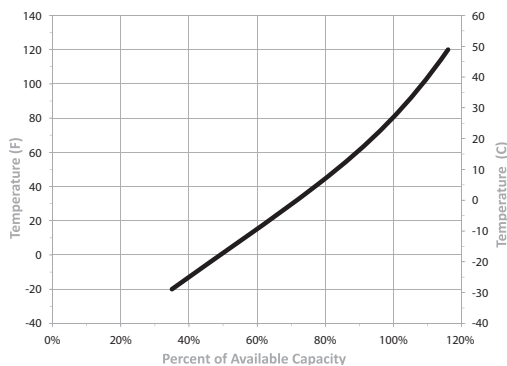
CHARGER VOLTAGE SETTINGS (AT 77°F/25°C)				
System Voltage	12V	24V	36V	48V
Daily Charge	14.8	29.6	44.4	59.2
Float	13.2	26.4	39.6	52.8
Equalize	15.5	31.0	46.5	62.0

Do not install or charge batteries in a sealed or non-ventilated compartment. Constant under or overcharging will damage the battery and shorten its life as with any battery.

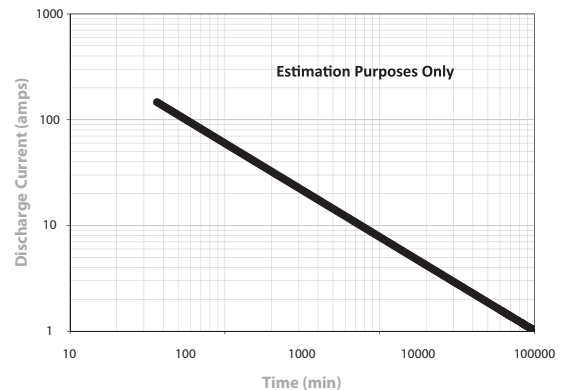
## OPERATIONAL DATA

DIMENSIONS <sup>B</sup> Decimals (mm)			WEIGHT lbs. (kg)	OPERATING TEMPERATURE	SELF DISCHARGE
Length	Width	Height <sup>C</sup>		-4°F to 113°F (-20°C to +45°C). At temperatures below 32°F (0°C) maintain a state of charge greater than 60%.	5 – 15% per month depending on storage temperature conditions.
12.96 (329)	7.13 (181)	10.71 (272)	78 (35)		

## PERCENT CAPACITY/TEMPERATURE



## PERFORMANCE



## CHARGING TEMPERATURE COMPENSATION

.028 VPC for every 10°F (5.55°C) above or below 77°F (25°C) (add .028 VPC for every 10°F (5.55°C) below 77°F and subtract .028 VPC for every 10°C above 77°F).

## TERMINAL CONFIGURATIONS

Embedded Low Profile Terminal	
	Terminal Height Inches (mm)
	1.22 (31)
	Torque Values in-lb (Nm)
	95 – 105 (11 – 12)
Bolt Size	
5/16 – 18	

- A. The number of minutes a battery can deliver when discharged at a constant rate at 80°F (27°C) and maintain a voltage above 1.75 V/cell. Capacities are based on nominal performance.
- B. Dimensions are based on nominal size. Dimensions may vary depending on type of handle or terminal.
- C. Dimensions taken from bottom of the battery to the highest point on the battery. Heights may vary depending on type of terminal. Battery testing procedures adhere to both BCI and IEC test standards.