

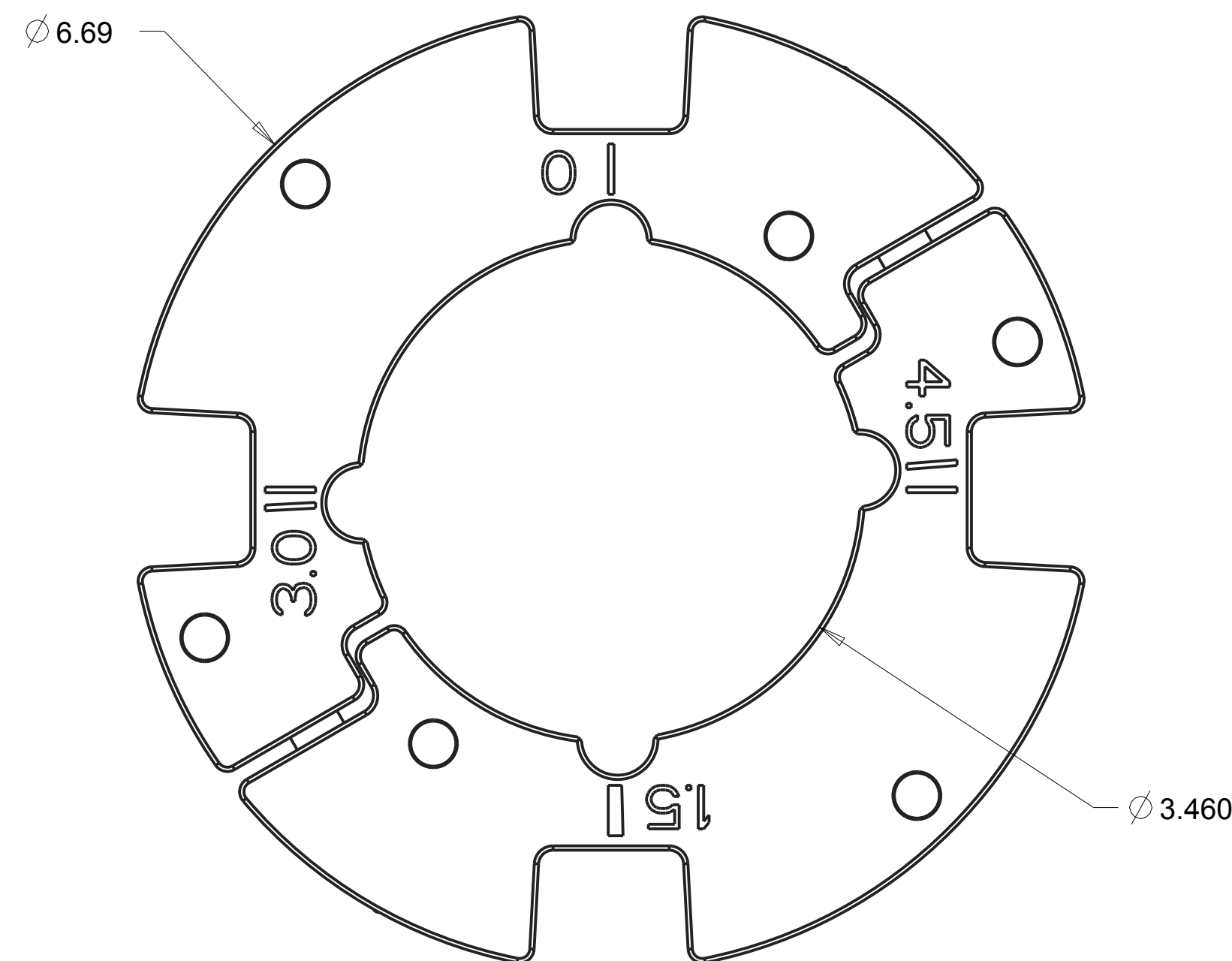
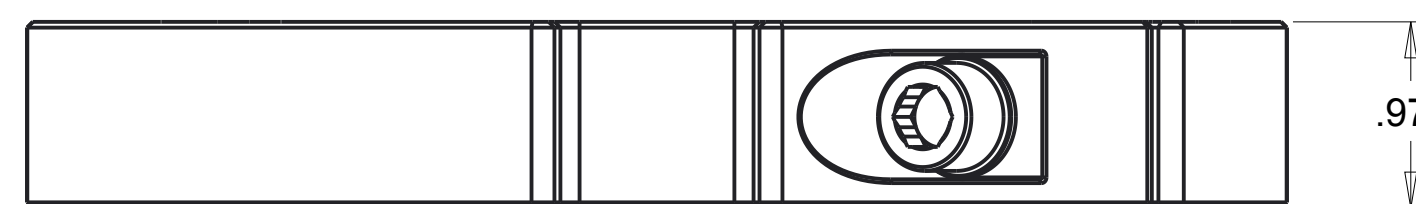
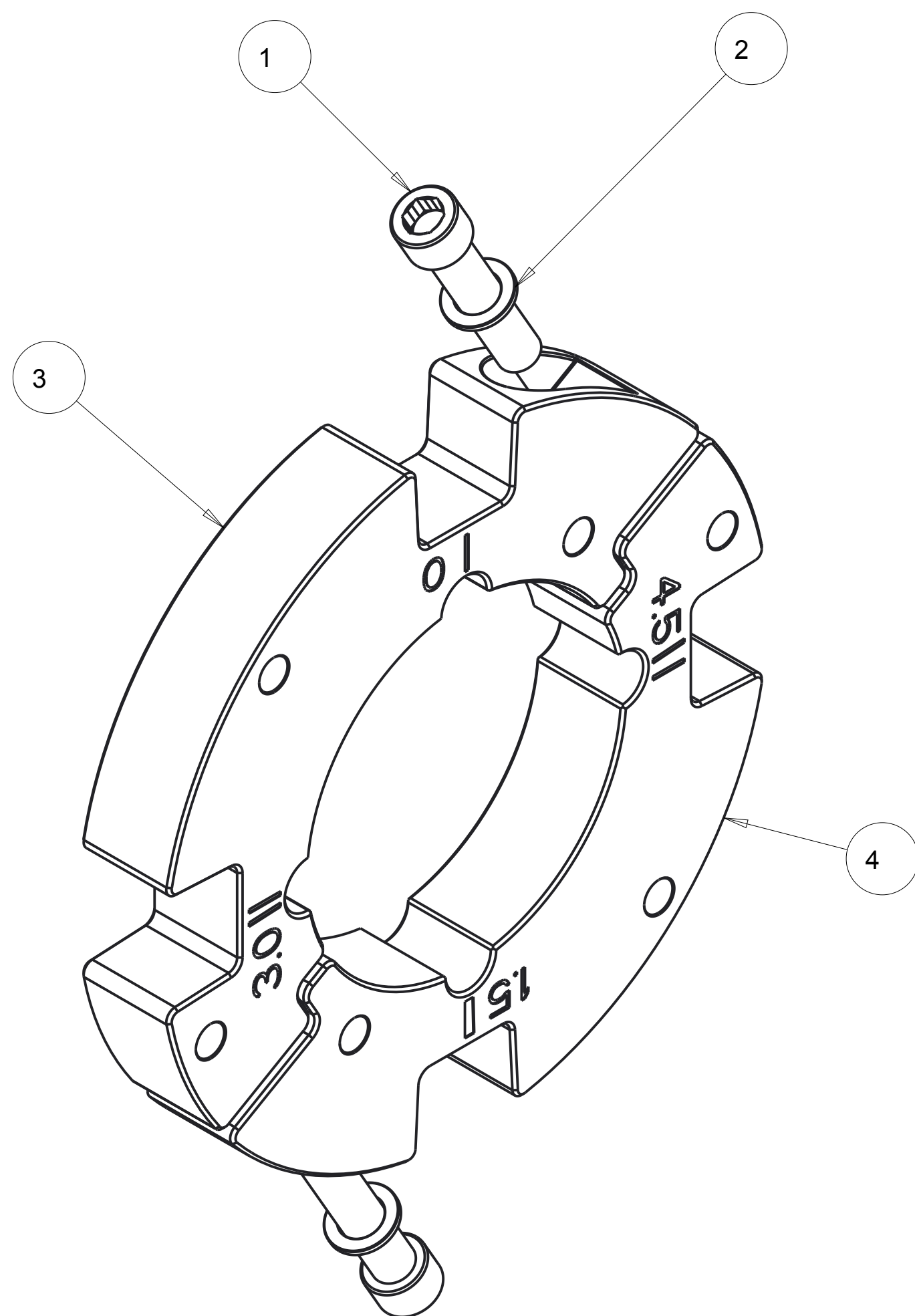
4

3

2

1

REVISIONS				
ZONE	REV	DESCRIPTION	DATE	APPROVED
--	1	INITIAL RELEASE	02016-OCT-07	--



ITEM NO.	QTY REQD.	PART NO.	DRAWING TITLE OR DESCRIPTION	MANUFACTURER	MFG PART NO.
4	1	520-100-1035-02	CLAMP RING, 3.5" 1.5 AND 4.5 DEGREE	FAB	---
3	1	520-100-1035-01	CLAMP RING, 3.5" 0 AND 3 DEGREE	FAB	---
2	2	90-300-390-625-060-20	WASHER, .390 X .625 OD X .060 THICK, SST	MCMASTER	98017A200
1	2	90-100-375C-1750-20	SCREW, 3/8-16 X 1.75 SHC 18-8	MCMASTER	92196A630

UNLESS OTHERWISE SPECIFIED DIMENSIONS ARE IN INCHES.	PRO/E REPORTED PARAMETERS	DESIGNER	
		G STAPLES	
TOLERANCES ARE:	PRO/E MATERIAL	ENGINEER	G STAPLES
.X +/- 0.1	N/A	G STAPLES	02016-OCT-07
.XX +/- 0.01	PRO/E MASS	DRAFTER	G STAPLES
.XXX +/- 0.001	3.455	G STAPLES	02016-OCT-07
ANGLES +/- 0.5	PRO/E VOLUME	CHECKED	---
	N/A	---	02016-OCT-07
INTERPRET DIMENSIONS PER ASME Y14.5M 1994 (R2004)	PRO/E DRAWING FILE NAME:	DO NOT SCALE DRAWING	
	520-100-9035		

UNIVERSAL SONAR MOUNT		
ASSY, CLAMP RING, INDEXED, 3.5"		
SIZE	CUSTOMER DRAWING/PART NO.	REV
C	---	1
	DRAWING/PART NO.	
	520-100-9035	
SCALE	1.000	SHEET 2 OF

4

3

2

1

CUSTOMER DRAWING/PART NO. ---
DRAWING/PART NO. 520-100-9035
REV 1
SHT 1

4

3

2

1

REVISIONS
SEE SHEET 1


D

D

C

B

A



CUSTOMER DRAWING/PART NO.

DRAWING/PART NO.

520-100-9035

REV

1

SHT

2

UNIVERSAL SONAR MOUNT

ASSY, CLAMP RING, INDEXED, 3.5"

SIZE	CUSTOMER DRAWING/PART NO.	REV
C	---	1
	DRAWING/PART NO. 520-100-9035	

SCALE 1.500 SHEET 2 OF

4

3

2

1

A