

4

3

2

1

REVISIONS				
ZONE	REV	DESCRIPTION	DATE	APPROVED
--	1	INITIAL RELEASE	02019-MMM-DD	- -

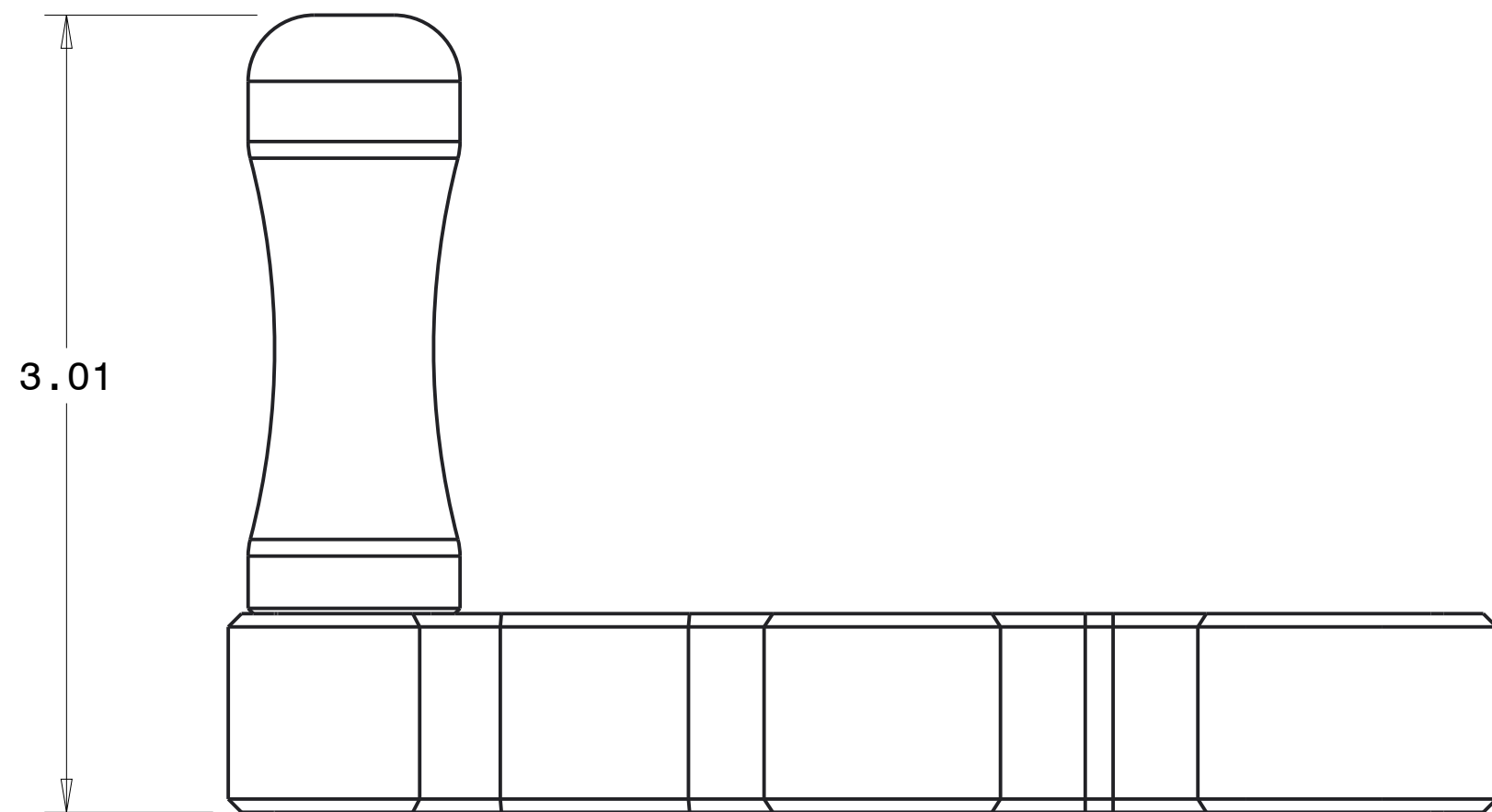
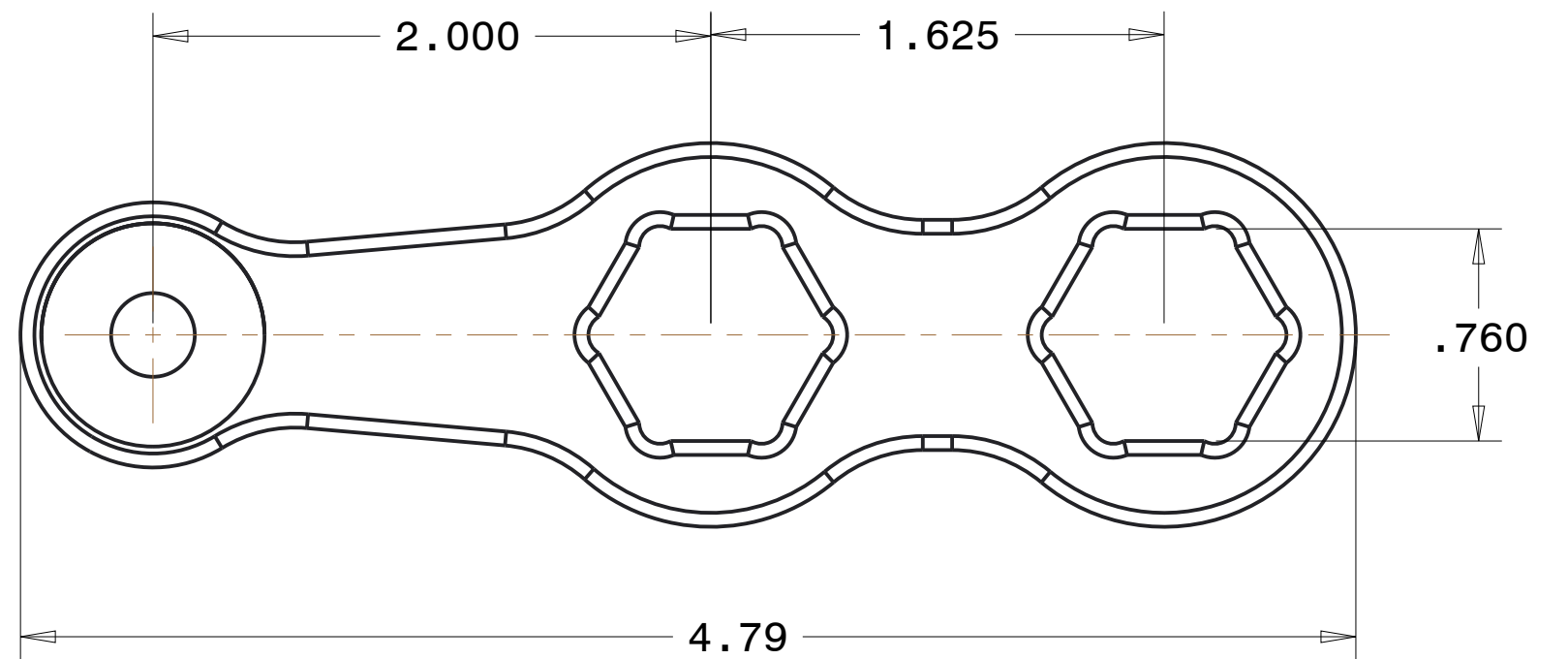
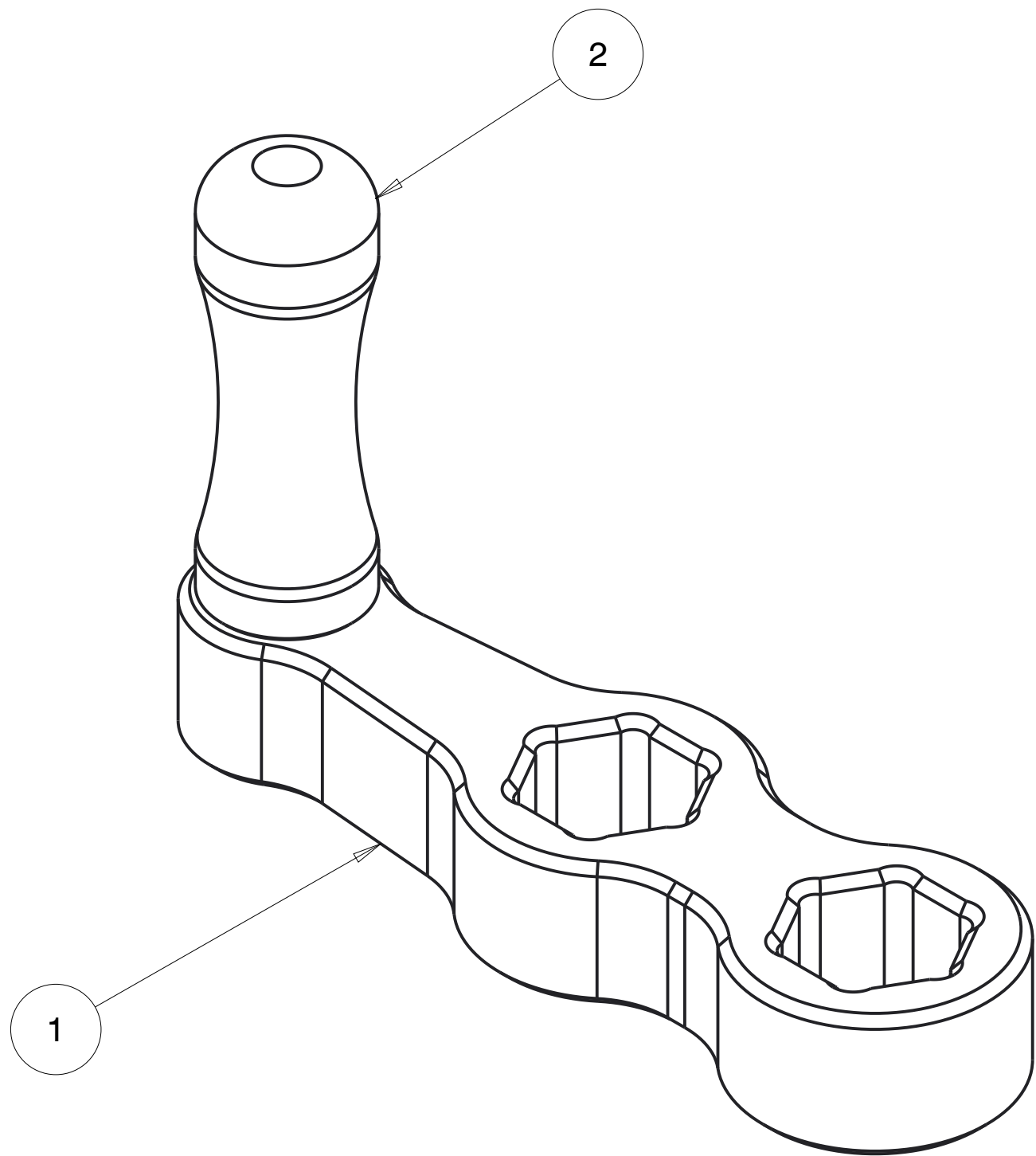
D

D

C

B

A



CUSTOMER DRAWING/PART NO.

DRAWING/PART NO.

500-190-9001

REV

1

SHT

1

ITEM NO.	QTY REQD.	PART NO.	DRAWING TITLE OR DESCRIPTION	MANUFACTURER	MFG PART NO.
2	1	500-190-1001-E	SPEED HANDLE END	FAB	---
1	1	500-190-1001	SPEED HANDLE, 1.625 HANDLE LENGTH	FAB	---

4

3

UNLESS OTHERWISE SPECIFIED DIMENSIONS ARE IN INCHES. TOLERANCES ARE: .X +/- 0.1 .XX +/- 0.01 .XXX +/- 0.001 ANGLES +/- 0.5 INTERPRET DIMENSIONS PER ASME Y14.5M 1994 (R2004)	PRO/E REPORTED PARAMETERS	DESIGNER G STAPLES	
	PRO/E MATERIAL N/A	ENGINEER G STAPLES	02019-SEP-12
	PRO/E MASS 0.349	DRAFTER ---	02019-SEP-12
	PRO/E VOLUME N/A	CHECKED ---	02019-SEP-12
PRO/E DRAWING FILE NAME: 500-190-9001		DO NOT SCALE DRAWING	

UNIVERSAL SONAR MOUNT		
USM SPEED WRENCH		
SIZE	CUSTOMER DRAWING/PART NO.	REV
C	---	1
DRAWING/PART NO. 500-190-9001		
SCALE	1.500	SHEET 1 OF 2

2

1

A

4

3

2

1

REVISIONS
SEE SHEET 1

D

D

C

C

B

B

A

A

CUSTOMER DRAWING/PART NO.

DRAWING/PART NO.

500-190-9001

REV

1

SHT

2



UNIVERSAL SONAR MOUNT		
USM SPEED WRENCH		
SIZE	CUSTOMER DRAWING/PART NO.	REV
C	---	1
	DRAWING/PART NO. 500-190-9001	
SCALE	2.000	SHEET 2 OF 2

4

3

2

1