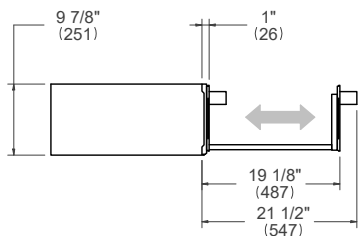
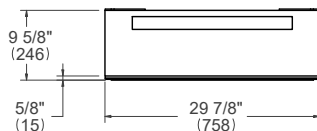


PRODUCT DIMENSIONS

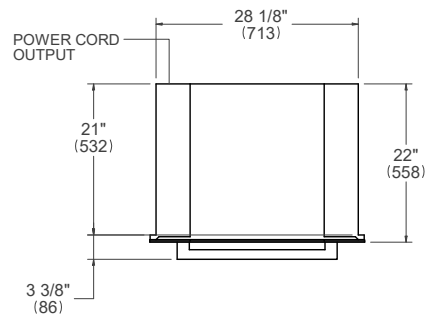
SIDE VIEW



FRONT VIEW

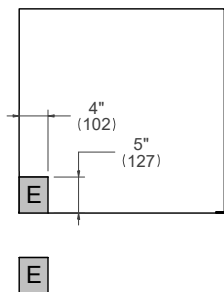


TOP VIEW



ELECTRICAL CONNECTION

FRONT VIEW

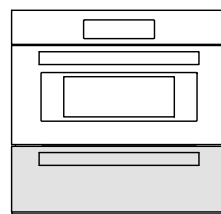
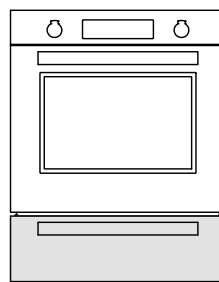



For single ovens installed into a wall cabinet, the electrical junction box may be located above, below to the left or right of the unit within reach of the power cord.
Placement within the opening may require additional cabinet depth.

INSTALLATION OPTIONS

This product is designed to be installed in combination with other Bertazzoni ovens.

See several installation options shown in BERTAZZONI DESIGN GUIDE.



INSTALLATION REQUIREMENTS

See BERTAZZONI DESIGN GUIDE