

2224WC • 24" Wine Captain® Model • 2000 Series

FEATURES & BENEFITS



STAINLESS FRAME



STAINLESS FRAME (LOCK)



INTEGRATED FRAME



INTEGRATED FRAME (STAINLESS HANDLELESS PANEL)*



INTEGRATED SOLID



INTEGRATED SOLID (STAINLESS HANDLELESS PANEL)*

PERFORMANCE	<ul style="list-style-type: none"> • Volume of 4.7 cu ft holds up to 43 wine bottles (750 ml) • Digital Touch Pad Control is conveniently located on upper face of unit • Temperature range: 38°F - 65°F • Convection cooling system • Rubber mounted compressor virtually eliminates vibration • Exceeds 2019 energy standard by 56% (Tested according to 2019 Department of Energy - standard 10 C.F.R. section 430.23)
INTERIOR/EXTERIOR	<ul style="list-style-type: none"> • Black interior is illuminated with LED lighting that automatically turns off when the door is closed, or can be set to stay on for 3 hours • Full extension black coated wine racks allow for easy access • Wine racks accommodate a variety of bottle shapes and sizes, while fourth and fifth racks allow for larger diameter wine and champagne bottles • LowE coated, argon gas filled, triple thermopane glass door provides protection from harmful UV Light • Standard commercial stainless steel handle is interchangeable with professional handle accessory • The door swing on non-lock models is field reversible, and is shipped right-hand hinged • Lock models must be ordered right-hand or left-hand hinged
INTEGRATION	<ul style="list-style-type: none"> • Solid natural beech wood fronts on wine racks can easily be stained to match surrounding cabinetry • Robust, concealed and covered hinges with built-in door stop and closer • Integrated model requires ¾" custom panel of your choice, or can accept U-Line Euro Style Handleless Stainless Panel Accessory (must be ordered separately) • Fixed grille can accept an integrated toe-kick • Four independently adjustable leveling legs provide a precise undercounter fit

MODEL DETAILS

Model	Voltage/Hz	Door Swing	Finish	Shipping Weight
U-2224WCS-00A	115 / 60	Field Reversible	Stainless Frame	160 lbs
U-2224WCS-13A	115 / 60	Right-Hand Hinged	Stainless Solid (Lock)	160 lbs
U-2224WCS-15A	115 / 60	Left-Hand Hinged	Stainless Solid (Lock)	160 lbs
U-2224WCINT-00A	115 / 60	Field Reversible	Integrated Frame	157 lbs
U-2224WCINT-60A	115 / 60	Field Reversible	Integrated Solid	150 lbs

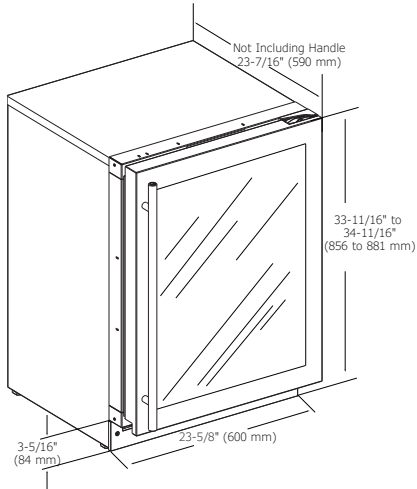
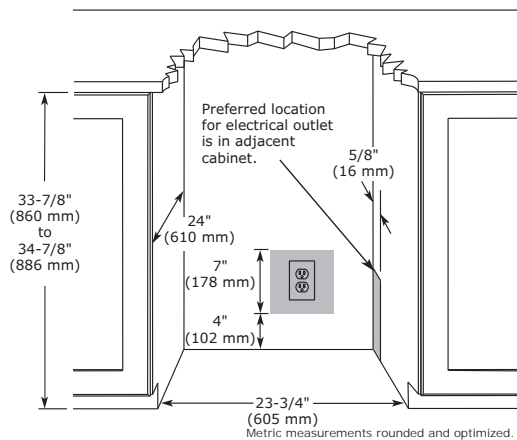
ACCESSORIES

Model	Description	Finish	Shipping Weight
80-54247-00	Professional Door Handle, 1 ¼" Diameter	Stainless	2 lb
U-ESPF60S*	Euro Style Handleless Panel, 24" Frame	Stainless	8 lb
U-ESP60S*	Euro Style Handleless Panel, 24" Solid	Stainless	12 lb

*Installs on integrated models.

2000 Series • 24" Wine Captain® Model • 2224WC
DIMENSIONS

Dimensions shown apply to all finishes, including Integrated (INT) models with 3/4" integrated panel/frame installed.


CABINET CUT-OUT

INSTALLATION NOTES

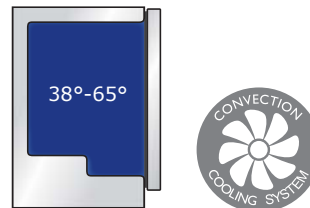
When installing adjacent to wall, ensure 2 1/2" clearance on hinged side for 90° door opening, allowing ample room for door handle.

No additional clearance around sides, top or rear of unit is needed for ventilation.

Do not obstruct front grille air flow.

SPECIFICATIONS

Model	2224WC
Amps: Running	1.2
Capacity: Average Volume (cu ft)	4.7
Capacity: Wine Bottle (750 ml)	43
Control Type	Digital Touch Pad
Dimensions: Product Depth	23 7/16" / 590 mm
Dimensions: Product Height	33 1/16" / 856 mm
Dimensions: Product Width	23 5/8" / 600 mm
Energy Consumption: Avg. Per Year	85 kWh
ENERGY STAR	N/A
Panel Height	30" / 762 mm
Panel Thickness	3/4" / 20 mm
Panel Type	2 3/4" / 70 mm Frame Panel or Solid Panel (-60 suffix)
Panel Width	23 1/2" / 595 mm
Product Weight: Max	150 lb
Refrigerant Type	R600a
Sabbath (Star K Certified)	Yes
Temperature Range	38°F - 65°F

COOLING SYSTEM

ELECTRICAL REQUIREMENTS

This unit requires a grounded, polarized 115 VAC, 60 Hz, 15 A power supply (normal household current).



Warranty

Please visit u-line.com to view this model's User Guide & Service Manual. All Specifications are subject to change without notice.