

SALAD / SANDWICH PREP TABLES



Features

- CFC free refrigerant and foam insulation
- Electronic thermostat and digital LED temperature display for accurate control and easy reading
- Easy to mount 2.5" casters (two lockable in front) are standard with all units
- Self-closing doors that remain open at 90 degrees
- Magnetic gasket can be replaced without any tools
- Adjustable, heavy-duty epoxy coated wire shelves (one per door)
- Stainless steel framework construction
- Auto defrosting and auto evaporation of condensation water
- 1/6 x 4" PC pans & 11.4" PE cutting board included

* Unit comes with 4" pans, but can accommodate 6" pans. (not included and is not offered as an accessory)

- Exterior: 430 stainless steel top, front & sides. Aluminum back panel & galvanized bottom
- Interior: 304 stainless steel floor, ABS sides & door backs. Aluminum back panel
- Temperature: 33 to 41°F / 0.5 to 5°C
- Electrical: 115/60/1 with NEMA 5-15P plug

Specifications

MODEL	DOORS	EXT DIMENSIONS W x D x H	INT. DIMENSIONS W x D x H	AMPS	H.P.	SHIP WEIGHT
KSP29	1	28.9 x 29.9 x 43.2	25.6 x 25.6 x 24.5	5	3/8	225 lbs
KSP48	2	48.2 x 29.9 x 43.2	43.5 x 25.6 x 24.5	7	1/2	322 lbs
KSP60	2	61.2 x 29.9 x 43.2	56.5 x 25.6 x 24.5	7.5	1/2	373 lbs
KSP72	3	71.7 x 29.9 x 43.2	67.0 x 25.6 x 24.5	7.5	1/2	408 lbs

Options - Drawers**

- KSP29-2D • KSP48-2D • KSP48-4D • KSP60-2D • KSP60-4D

See page 34 for pan configurations for units with drawers.

** Available by custom order only. Please contact our Sales Department for availability and lead time.

P. 18

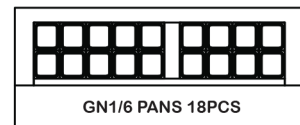
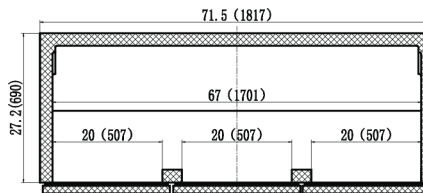
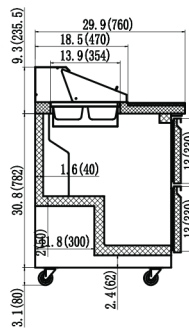
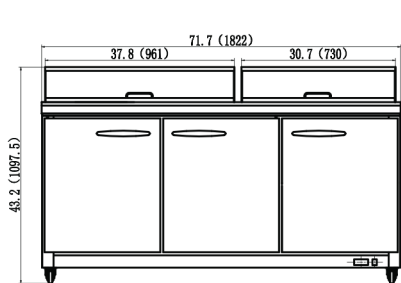
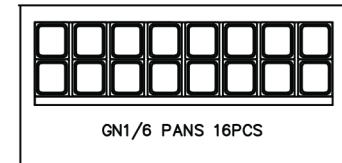
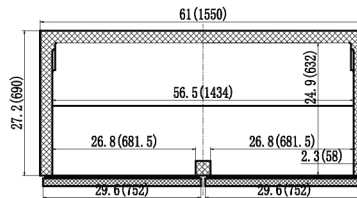
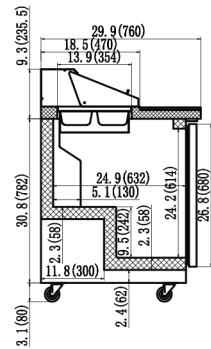
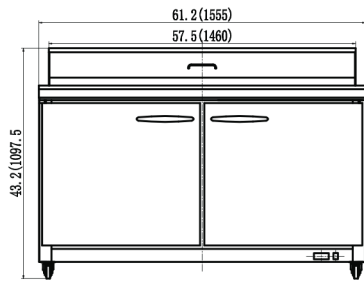
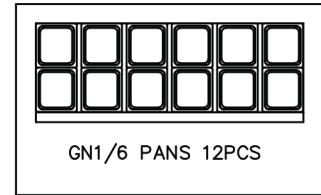
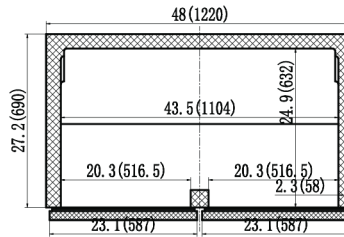
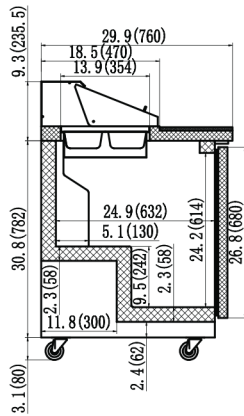
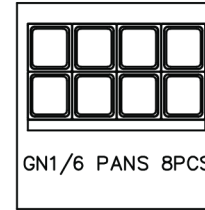
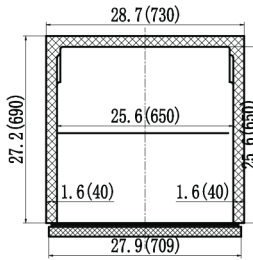
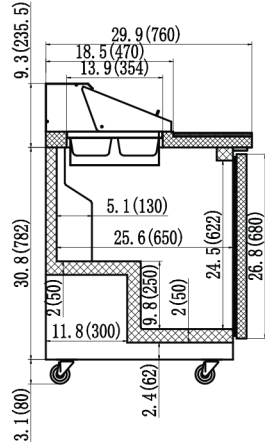
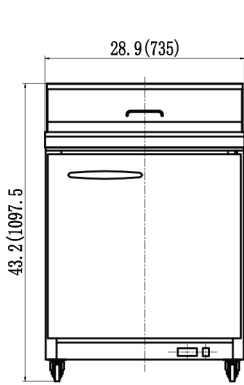


CERTIFIED TO ANSI/NSF-7 STANDARDS



09-2018

SALAD / SANDWICH PREP TABLES



Dimensions in inches (mm)



CERTIFIED TO ANSI/NSF-7 STANDARDS

