



Hooks Self-Locking

All three hooks are equipped with Stainless Steel Triggers.

Latch is protected and will act as a gauge to signal an unsafe bent hook or latch.



BK



BKD



OBK

Alloy BK Self-Locking Hooks

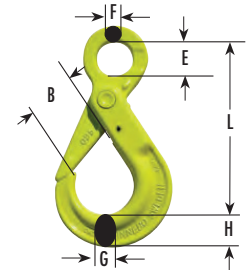
SELF-LOCKING HOOKS - BK (EYE TYPE)

Stock No.	Model	Chain Size In.	Grade	Working Load Limit *(Lbs)	Dimensions (Inches)						Weight Each (Lbs.)
					L	B	E	F	G	H	
590064	BK-6-10	7/32"	100	2,700	4.3	1.1	0.87	0.39	0.59	0.83	1.1
590066	BK-7/8-10	9/32"	100	4,300	5.4	1.5	1.1	0.43	0.67	1.0	2.0
590066	BK-7/8-10	5/16"	100	5,700	5.4	1.5	1.1	0.43	0.67	1.0	2.0
590068	BK-10-10	3/8"	100	8,800	6.6	1.7	1.3	0.51	0.83	1.2	3.3
590069	BK-13-10	1/2"	100	15,000	8.1	2.1	1.7	0.63	1.2	1.5	6.2
590070	BK-16-10	5/8"	100	22,600	10.0	2.4	2.2	0.79	1.5	1.9	12.3
590071	BK-18/20-10	3/4"	100	35,300	11.4	2.7	2.4	0.87	1.7	2.5	18.3
590073	BK-22-10	7/8"	100	42,700	12.6	3.1	2.8	0.9	2.0	2.4	24.9
590074	BK-26-10	1"	100	59,700	13.5	3.9	3.1	1.0	2.1	2.7	36.4
590479	BK-26-10 OFFS**	1"	100	59,700	13.5	3.9	3.1	1.0	2.1	2.7	36.4
590477***	BK-32-8	1 1/4"	80	72,300	15.7	4.7	3.5	1.2	2.4	3.4	52.5

* Design Factor 4:1 Proof tested and certified

** DNV 2.7-1 Type Approval

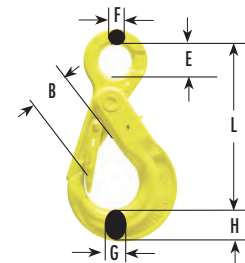
*** Available only in the traditional Classic yellow color



DOUBLE LATCH SELF-LOCKING HOOK - BKD

Stock No.	Model	Chain Size In.	Grade	Working Load Limit *(Lbs)	Dimensions (Inches)						Weight Each (Lbs.)
					L	B	E	F	G	H	
590420	BKD-13-10	1/2"	100	15,000	8.1	1.7	1.7	0.63	1.2	1.5	7.1
590423	BKD-16-10	5/8"	100	22,600	10.0	1.9	2.2	0.79	1.5	1.9	12.8
590424	BKD-18/20-10	3/4"	100	35,300	11.4	2.2	2.4	0.87	1.7	2.5	19.4

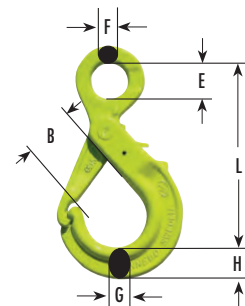
* Design Factor 4:1 Proof tested and certified



SELF-LOCKING HOOKS - OBK WITH GRIP LATCH (EYE TYPE)

Stock No.	Model	Chain Size In.	Grade	Working Load Limit *(Lbs)	Dimensions (Inches)						Weight Each (Lbs.)
					L	B	E	F	G	H	
590213	OBK-6-10	7/32"	100	2,700	4.1	1.0	0.87	0.35	0.55	0.67	0.88
590215	OBK-7/8-10	9/32"	100	4,300	5.5	1.5	1.1	0.39	0.79	0.87	1.8
590215	OBK-7/8-10	5/16"	100	5,700	5.5	1.5	1.1	0.39	0.79	0.87	1.8
590217	OBK-10-10	3/8"	100	8,800	6.7	1.9	1.3	0.51	0.87	1.1	2.9
590218	OBK-13-10	1/2"	100	15,000	8.1	2.1	1.7	0.59	1.1	1.4	5.3
590219	OBK-16-10	5/8"	100	22,600	9.8	2.7	2.2	0.75	1.1	1.7	9.3
590220	OBK-18/20-10	3/4"	100	35,300	11.5	2.9	2.4	1.02	1.7	2.2	17.9
511006	OBK-22-8	7/8"	80	34,200	13.2	3.4	2.8	0.94	1.6	2.2	22.0

* Design Factor 4:1 Proof tested and certified.



SEE WARNINGS AND USE LIMITATIONS ON PAGES 26-36