

ELECTRIC CHAIN HOIST



Features

Overload Protection – High performance friction clutch that is integrated with the load brake. This device is designed to prevent overloading the hoist.

Hook – Forged carbon steel load hook with a heavy duty latch. Bottom hook features a thrust bearing to allow 360° rotation to prevent twisting of load chain. Top hook is rigid.

Load Sheave – Provides better distribution of the load and smooth lifting with reduced vibration and wear.

Gearing – Precision machined gears heat treated for strength and durability. Oil bath lubrication on all bearing rotating points for a quieter, smoother and cooler operation.

Braking – Dual braking system combines mechanical plus regenerative braking for instant and safe operation.

Chain – Grade 80 alloy steel designed and manufactured in Japan for long and dependable service life.

H3 Duty Class – 30% duty cycle for operation in various applications.

110V Power – 115/1/60 – Standard power making it easy to use virtually anywhere.

Pendant Controls – IP64 ergonomic pendant design for operator comfort. Lift and lower load easily with integrated emergency stop.


Compact Aluminum Body – Compact and lightweight cast aluminum alloy body making it perfect for many work station applications.

Chain Bag – Durable vinyl bag comes standard.

Standards - CE



OZ1000EC

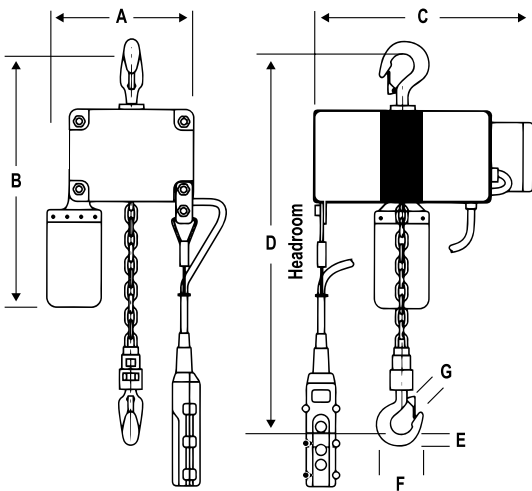


Specs

	OZ500EC	OZ1000EC	OZ2000EC	OZ4000EC
Voltage	115 / 1 / 60	115 / 1 / 60	115 / 1 / 60	115 / 1 / 60
Capacity (lbs)	500	1000	2000	4000
Falls of Chain	1	1	1	2
Speed (FPM)	12.5	20	13	6.5
Motor (HP)	.25	1.8	2.4	2.4
Motor KW	180W/4A	1400W/10A	1800W/13A	1800W/13A
Standard Lift (ft)	20	20	10	10
Duty Cycle (min)	15 (25%)	18 (30%)	18 (30%)	18 (30%)
Pendant Length (ft)	15	19	19	19
Power Cord Length (ft)	15	15	15	15
Load Chain Diameter (mm)	4	6.3	7.1	7.1
Net Weight (lbs)	18	53	59	84


We also do custom rigging

500, 1000, 2000, 4000 LBS



	OZ500EC	OZ1000EC	OZ2000EC	OZ4000EC
A (in)	5	6.69	8.27	10.63
B (in)	15	27	28	30
C (in)	9.5	17.72	20.08	20.08
D – Headroom (in)	11	16.93	18.90	24.40
E (in)	0.6	1.02	1.14	1.61
F (in)	2.5	3.62	3.90	5
G (in)	0.75	0.87	1.22	1.5

*Dimensions are for reference only and subject to change without notice.



OVERLOAD
PROTECTED



OZ500EC

