

Sanikom Steam System S100 Troubleshooting

Fault fuel gauge "red" with fault signal



- Checking the fuel tank level
- When the fuel tank is full, check the filter for contamination
- None of the situations mentioned above apply, check the function of the tank sensor. Unplug the cable at the tank sensor and start the system. If the error (tank display "red" with fault signal) still exists, thoroughly clean the flame sensor, should signs of overheating (brown, charred) be seen, replace it.

Instructions for replacing the flame sensor

- Remove the cover




- Remove the rear wall




- Exchange flame sensor




- Open the control unit



- Open the black box




- Connect a new flame sensor.



Instructions for replacing the temperature sensor

- As with instructions for changing the flame sensor



- Exchange temperature sensor



- Connect the temperature sensor.