

THIS MODEL NEEDS LIGHT OILING ONTO THE MOTION BEFORE USE:

Whilst this model has been pre-lubricated at manufacture, it is required that you add a small amount of oil directly into the motion where indicated overleaf. The factory applied lubrication into the gears will last for approximately 30 hours of use. Afterwards you should add oil to the exposed gears seen on the underside of the chassis. The method for removing the body is explained overleaf. There are several brands of synthetic oil in the market and your local model shop will be able to advise you.

IMPORTANT NOTES:

Failure to oil may affect any warranty claim. Please use caution when applying oil as some types can cause damage to plastic. If oil touches the body then immediately wipe off using a non-fluffy cloth. No part of the motor requires lubrication. **DO NOT OIL THE MOTOR OR POLES/ ARMATURE.**
Do not operate the model on track laid onto carpet as the dust and fibres will impair the mechanism.

POWER TYPES (DC) and OPERATION:

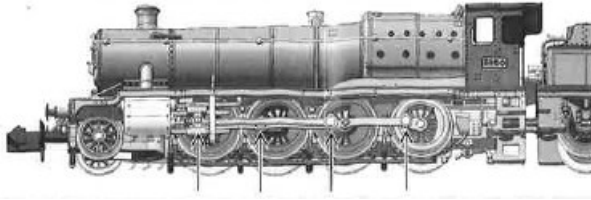
If you wish to run the model on standard DC then do nothing. Our PCB will automatically recognise you have a DC controller and will allow operation \neq normal DC requirements. * PLEASE NOTE: When using standard 12v DC power, it is important that you use an appropriate 'N' gauge controller as '00' controllers (both new and old) may not allow the measure of control required for our super fine 'N' motors.
Do not, at any time use this model with an electronic track cleaner as it may cause considerable electronic damage to your model.

POWER TYPES (DCC) and OPERATION:

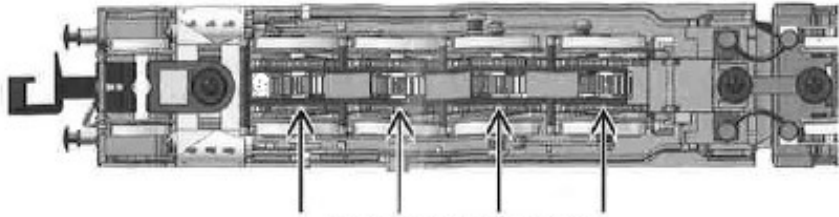
Our model is fully DCC Ready. The unit is fitted with a DCC board inside of the tender which features a 6 pin NEM socket pre fitted with a DC 'Blanking Plug'. The tender top simply unclips from the tender chassis and the PCB can be seen on top of the tender mechanism. Carefully pull out the 'Blanking Plug' and fit the decoder of your choice.
Do not use this model on DCC without a Decoder being fitted as this may cause damage to the mechanism. Do not use the locomotive on DCC with setting '0' or '00' on the controller as damage will be caused to this model.
Always run this model in on DC first before fitting a Dapol decoder and running on DCC.

EUROPEAN REGULATIONS: Dapol products conform to WEEE and RoHS requirements. If you have a need to dispose of any electrical part, please do so correctly.

Motion Oiling Points





Gear oiling points



Oil into the exposed gears

Removal of tender body for DCC installation



DC Blanking Plug