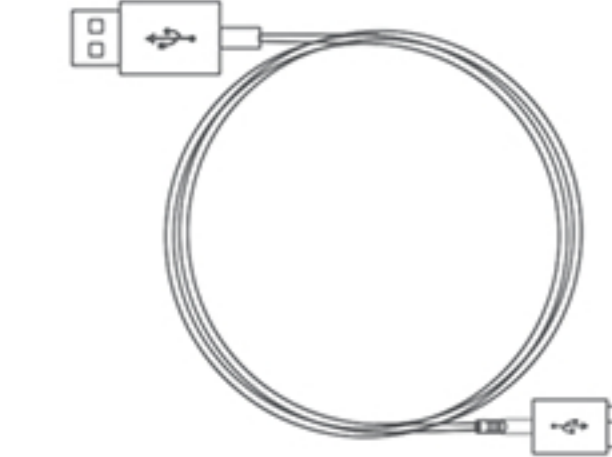


What's Include?



1 X Camera



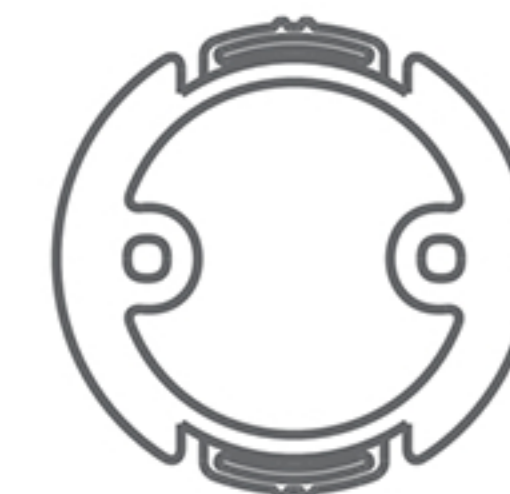
1 X USB Cable



1 X Power Adapter



2 X Screws



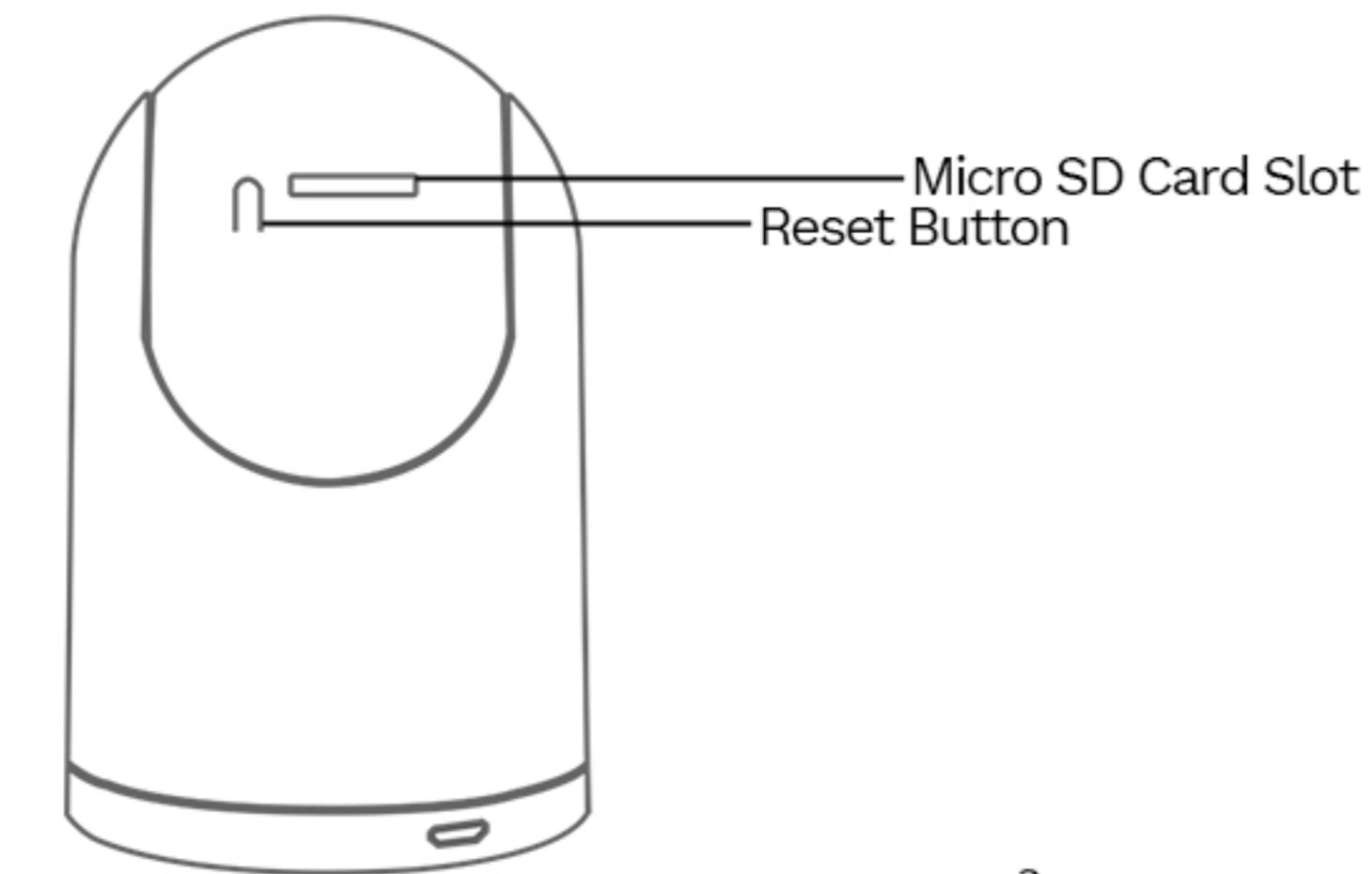
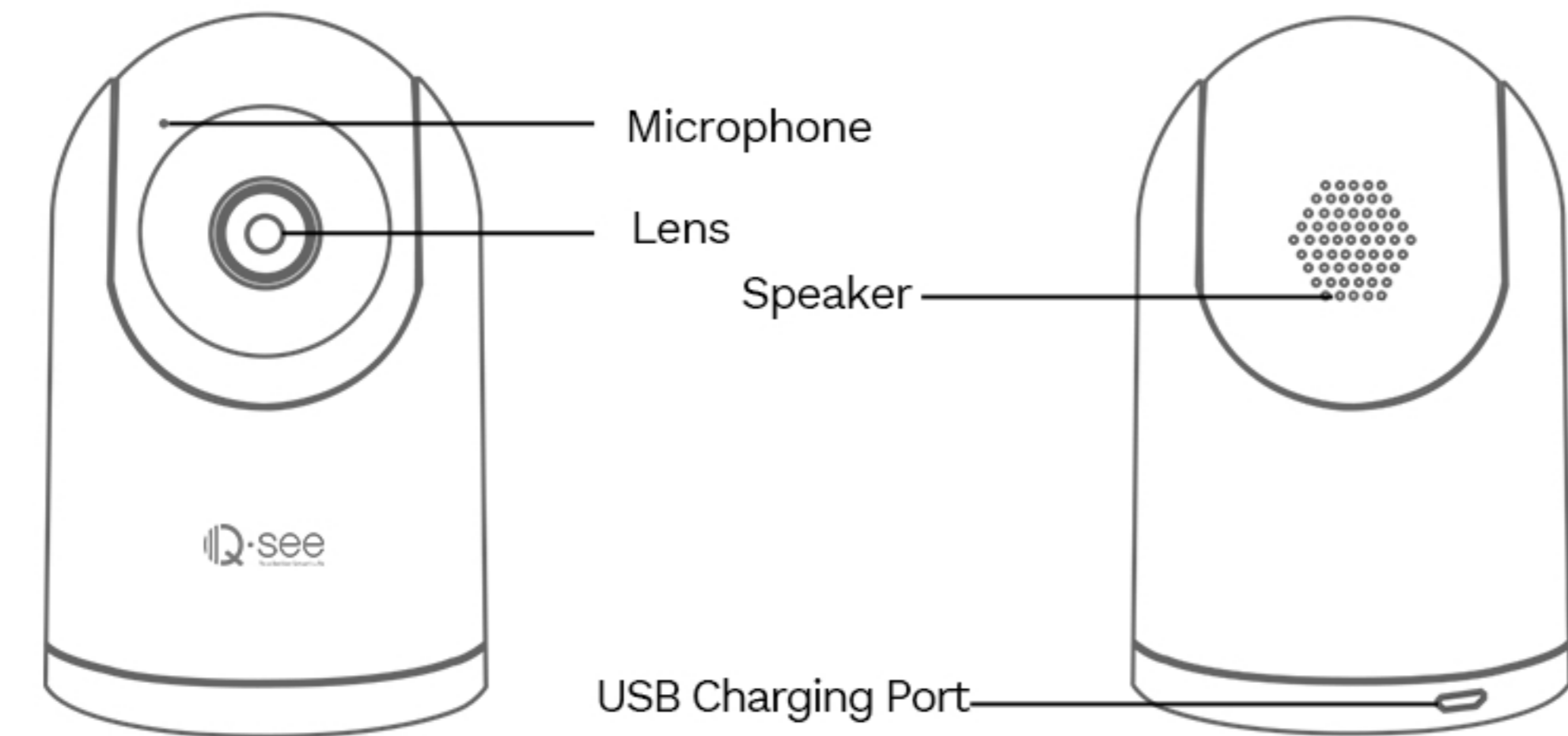
1 X Mounting Bracket



1 X Manual Instruction

NOTE:-After unboxing, check that the console is intact and fully equipped.

Get to Know Your Camera

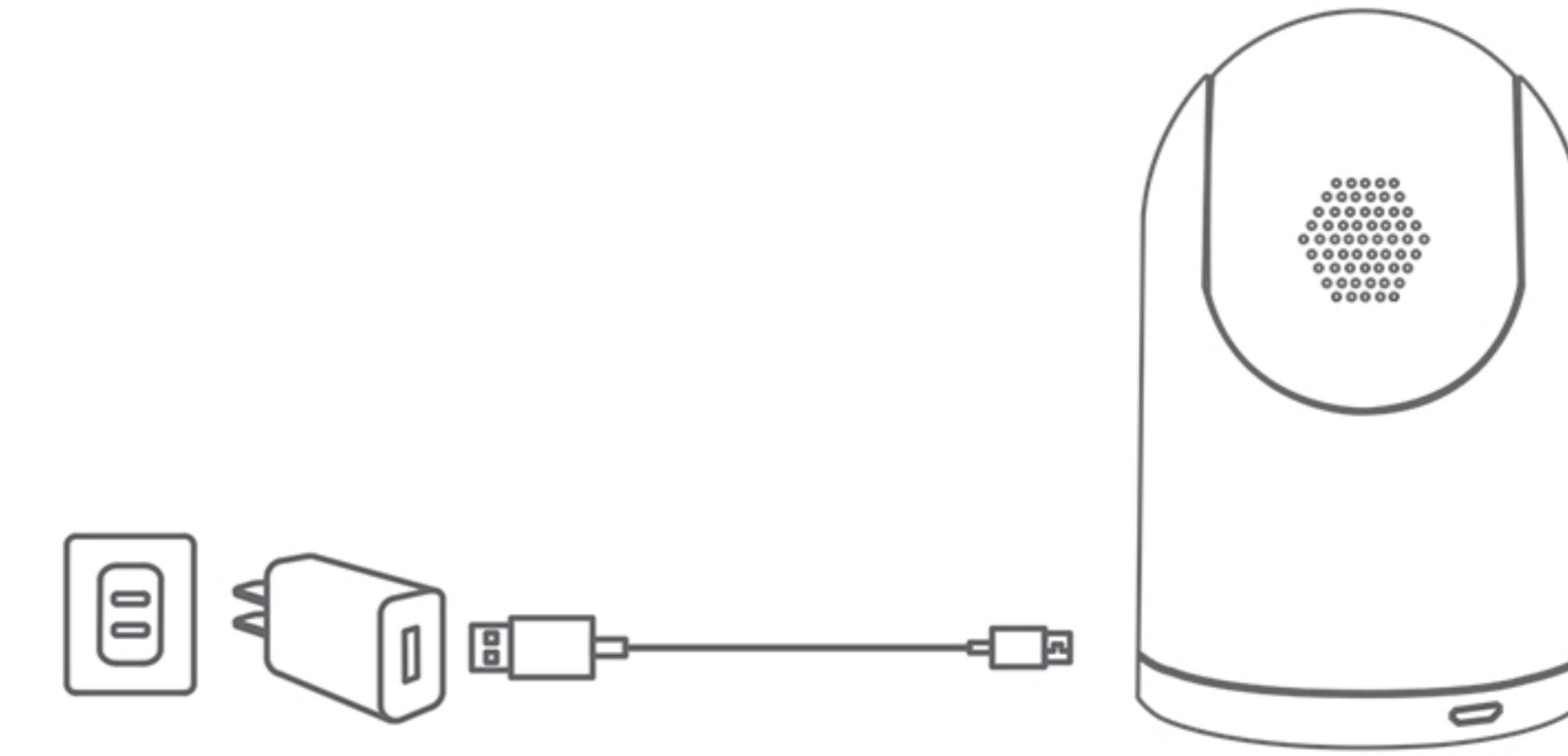


Specification

Model	Hestia	
System	Image Sensor	2MP
	Image Compression	H.265
	Resolution	1920*1080(HD) 640*360(SD)
	Frame	15fps
Lens	Fixed 3.6mm	Angle Viewing 100°
LED	6pcs IR LED	Night Vision 5-8m
Connect	Wireless Network	2.4GHz(IEEE 802.11b/g/n)
	WiFi Rate	150Mbps(Max)
Pan&Tilt	Horizontal/ Vertical	355°/75°
	Features	Motion Detection/ Motion Tracking
Storage	Local Storage	MicroSD Card(Max 128G)
	Cloud Storage	Qsee Cloud
Other	Version of Phone	Android 5.0 above, IOS 9.0 above
	Power Supply	5V/1.5A
General	Working Temperature	-10° C to 45° C
	Working Humidity	90% or less

Connection Set-Up

Power on the device with USB cable and power adapter.



Congratulations !

Your security camera is ready to use.
Thank you for choosing Qsee as your security partner.

Want to know more about Qsee products?



www.q-see.com

Install Qsee-Smart Home APP to Remote Access

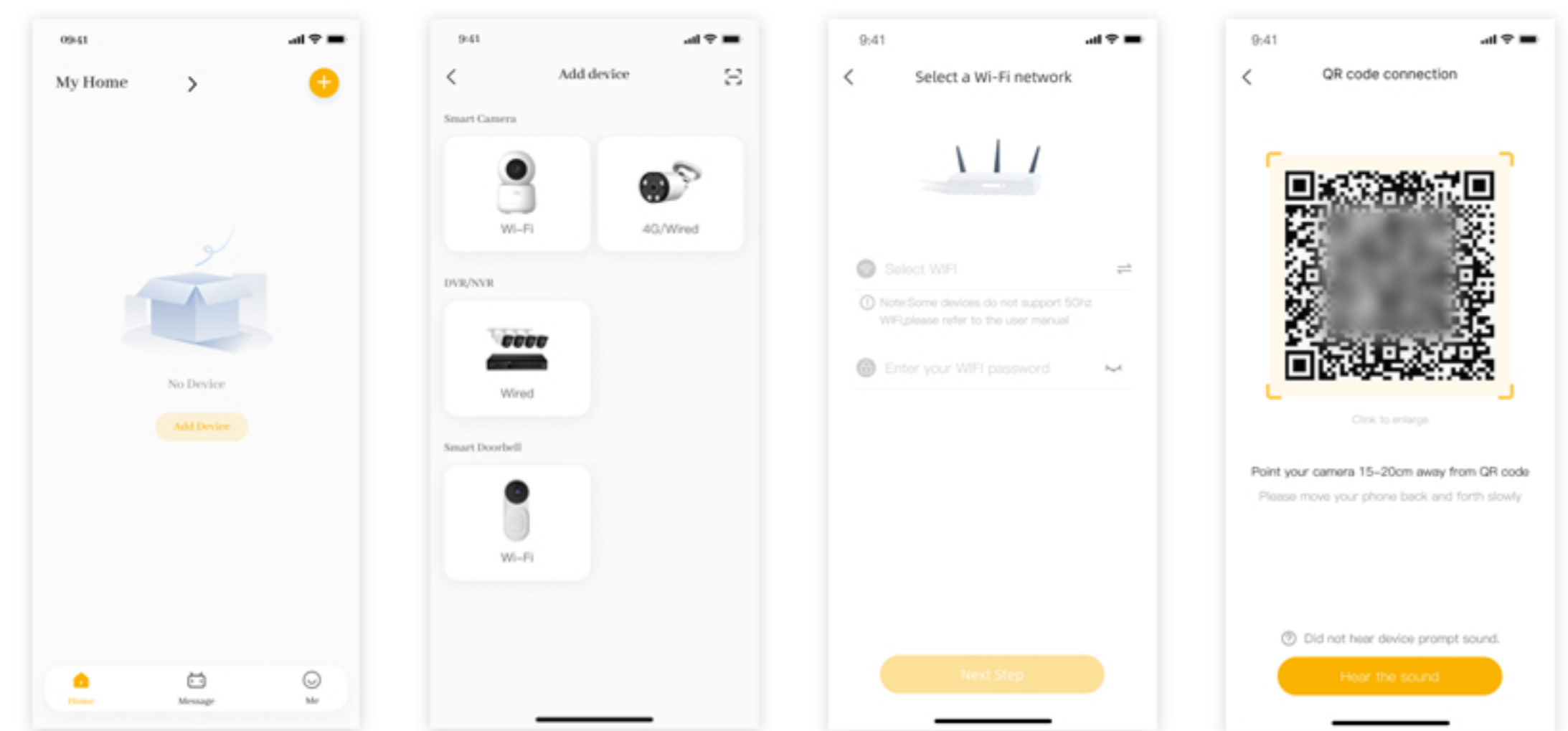
Search for Qsee-Smart Home in App store or Scan the QR code to download.
Register your app account (Login with name and password which will require email verification).



Device Connection

Make sure your phone is connected to 2.4GHz WiFi.

- 1.Plug in the camera and let it go through its initial motions.
- 2.Launch App, click “+” to add device.
- 3.Select **Wi-Fi** camera.
- 4.Connect camera to same WiFi as your phone and proceed the steps.
- 5.Reset the camera by pressing the reset button for 1 second.
- 6.Scan the QR code on your App with camera lens.
- 7.Once it is connected, the camera will beep and confirm the configuration. Proceed with the steps on the App and that's it!



FAQ's

- Q: Why can't the device connect with WiFi?
A: This camera support 2.4GHz WiFi only, not 5GHz. Please make sure the WiFi signal of the router the camera is connected to is within the coverage area.
- Q: Can I watch the playback without a SD card?
A: If you have subscribed to Qsee Cloud Service, you can watch the palyback through cloud storage without a SD card.

- Q: Can I view video recordings from App using the SD card without paying sub-
scription? Does the card rewind automatically ?
A: Yes, and yes (if by "rewind" you mean it automatically overwrites the oldest data with the newest once it reaches capacity).

- Q: What kind of micro SD card can I use?
A: This camera supports up to 128GB micro SD card with FAT32 format and C10.

- Q: What format will be the video stored in? Can you transfer the video files to a computer for playback? Or can it only be viewed using the App?
A: You can download the video from the App and it will automatically will save to your phone into your gallery with .MP4 format. and with the SD card storage, you can also transfer videos to computer with card reader.

If you encounter any troubles in product information, product installation and use, please email us at support@q-see.com.

Notification of Compliance

FCC Statement

This device complies with Part 15 of FCC rules. Operation is subject to the condition that this device may not cause harmful interference.
NOTE:- This equipment has been tested and found to comply with the limits for a class B digital device, pursuant to part 15 of the FCC rules. These limits are designed to provide reasonable protection against harmful interference in a residential installation.

CE Declaration

Qsee declares that this device in compliance with essential requirements and other relevant provisions of EMC directive 2014/30/EU.

RoHS Compliance declaration

Qsee products delivered to our customers confirm to the RoHS requirements, in which six banned substances are not detected or are under the limitation. The Restriction of Hazardous Substances Directive (EU) 2015/863 and (EU)2017/2102 amending Annex II to Directive 2011/65/EU. This declaration is based on Qsee's understanding of the RoHS directive and knowledge of the materials that go into products.

Warranty

This product comes with 2-year warranty under certain conditions. Learn more: <https://www.q-see.com/policies/refund-policy>.
NOTE:- If you are not satisfied with Qsee product purchase, we suggest you to reset the camera and return it under specific conditions.



Hestia