
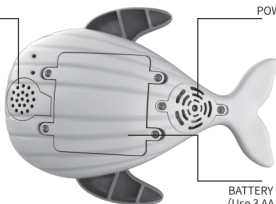


PRODUCT APPEARANCE INTRODUCTION OF ELECTRIC WATER SPRAYING WHALE

WATER SPRAYING
NOZZLE




SUCTION WATER




POWER MOTOR

BATTERY COMPARTMENTS
(Use 3 AA batteries)

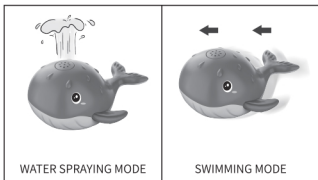
USING INTRODUCTION



(Open the bottom battery tank with a suitable screwdriver and put in 3 AA batteries. Note: When unscrewing the screw, press the screw head slightly to prevent the sliding)




(Water spray port: After the bottom is in contact with the water surface, it will automatically absorb water and spray water at the top.)



WATER SPRAYING MODE

SWIMMING MODE

(Automatic contact switch: The bottom contacts with the water surface to automatically start the water pump. The water spraying duration is approximately 20-25 seconds, and the swimming duration is approximately 15-20 seconds.)



(The water spray whale should be placed on the water, it will automatically absorb water and spray water at the top. Drop a water spray whale into the water, and the water spray whale will automatically surface to spray.)

WARNING

1. Please use this product under the supervision of adults to prevent children from catching up with the product and slipping. Please tighten the screws at the bottom of the water spray whale to prevent water seepage and soaking into the battery when placed in water, causing pollution.
2. In order to ensure the product quality, dry the water spray whale after use, remove the back cover of the battery and dry it in a ventilated place. Long-term soaking in humid environment is easy to oxidize and rust, resulting in poor contact (no electricity).
3. When using the product, please ensure that the battery is sufficient to make the product operate normally.
4. Warm prompt: To achieve the best effect of water spraying for the product, please ensure the battery is fully charged, it is suggested using the alkaline battery, such as Nanfu battery, Gold Peak battery, Shuanglu battery, etc.