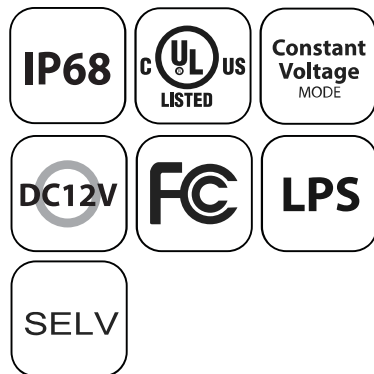


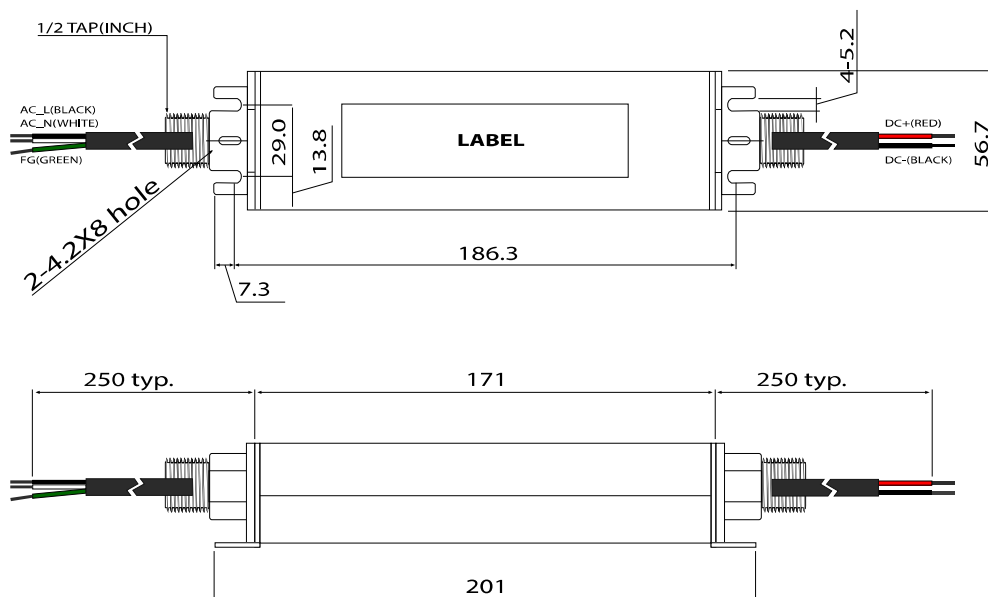
Characteristics



- **Constant Voltage design(C.V. mode)**
- AC input automatic voltage selection : 110-277V
- Protections:
 - Overload / Over voltage / Short circuit / Over temperature
- IP68 design for outdoor installations
- Dry, damp and wet locations
- 100% full load burn-in test
- Suitable for LED lighting and moving sign applications
- 1/2" NPT threaded connector to simplify electrical wiring
- Metal case
- Class 2 power unit
- Safety standards : UL879 recognized U.S and canada certified
- EMC standards : FCC Part 15 class B

Physical

■ Dimension: unit(mm)



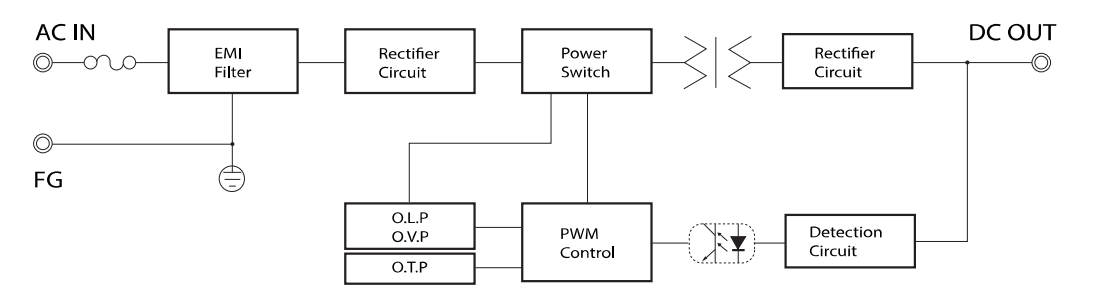
Dimension : 7-3/4" x 2-1/4" x 1-1/2" inch (LxWxH)

Weight : 1.11 Lbs

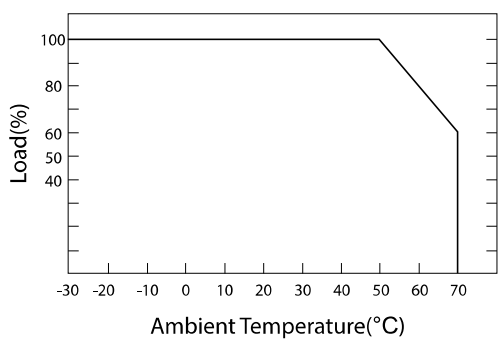
Other Characteristics

ITEM		UP60S12TH
INPUT	VOLTAGE RANGE	AC90~277V
	FREQUENCY RANGE	47~63Hz
	EFFICIENCY(typ.)	84%
	AC CURRENT(typ.)	0.9A/115VAC(typ) 0.5A/230VAC(typ)
	INRUSH CURRENT(typ.)	COLD START 40A/230VAC
	LEAKAGE CURRENT	<1.5mA / 230VAC
OUTPUT	DC VOLTAGE	12V
	RATED CURRENT	5A
	RATED POWER	60W
	RIPPLE&NOISE(max.) Note2	170mVp-p
	VOLTAGE ADJ. RANGE	±5%
	VOLTAGE TOLERANCE Note3	±3%
	LINE REGULATION Note4	±1%
	LOAD REGULATION Note5	±2%
	SETUP, RISE TIME(max.)	3000ms. 100ms/115VAC 3000ms, 100ms/230VAC at full load
PROTECTION	HOLD UP TIME(typ.)	10ms/115VAC 60ms/230VAC at full load
	SHORT CIRCUIT	Hiccup mode : recovers automatically after fault condition is removed
	OVERLOAD	Over 110% of rating : recovers automatically after fault condition is removed
	OVER VOLTAGE	115~140% of rating
ISOLATION	OVER TEMPERATURE	100±10°c(temp. Sensor) : recovers automatically after fault condition is removed
	WITHSTAND VOLTAGE	I/P-O/P:AC3KV,I/P-F.G:AC1.5KV, O/P-F.G:AC0.5KV
ISOLATION	ISOLATION RESISTANCE	I/P-O/P,I/P-F.G,O/P-F.G:DC500V 100Mohms(At room temp. & humid.)
ENVIRONMENT	WORKING TEMP.&HUMID.	-30~+70°c(Refer to "DERATING CURVE"),20~95%RH
	STORAGE TEMP.&HUMID.	-40~+75°c,10~95%RH
	VIBRATION	10~500Hz, 5G 12min./1cycle, period for 72min. Each along X, Y, Z axes
OTHERS	DIMENSION/WEIGHT	201*56.7*42.3mm(L*W*H)/0.75Kg
NOTE		1.All parameters not specially mentioned are measured at 220vac input, rarted load and 25 °c of ambient temperature. 2.Ripple & noise are measured at 20MHZ of bandwidth by using a 12" twisted pare-wire terminated with 0.1 uF & 47uF parallel capacitor. 3.Tolerance : includes set up tolerance, line regulation and load regulation. 4.Line regulation is mesured from low line to high line at rated load. 5.Load regulation is measured from low 0% to 100% rated load.

BLOCK DIAGRAM



DERATING CURVE



STATIC CHARACTERISTICS

