

100W1 Series

100W single output
with constant voltage circuit



- **Constant voltage design(C.V. mode)**
- **AC Input voltage 90-132V**
- **Protections:**
Overload/Over voltage /Short circuit/
Over temperature
- **IP68 design for outdoor installations**
- **100% full load burn-in test**
- **Suitable for LED lighting and moving sign applications**
- **Metal case**
- **Safety standards : UL879**
- **EMC standards : FCC Part 15 classB**
- **2years warranty**

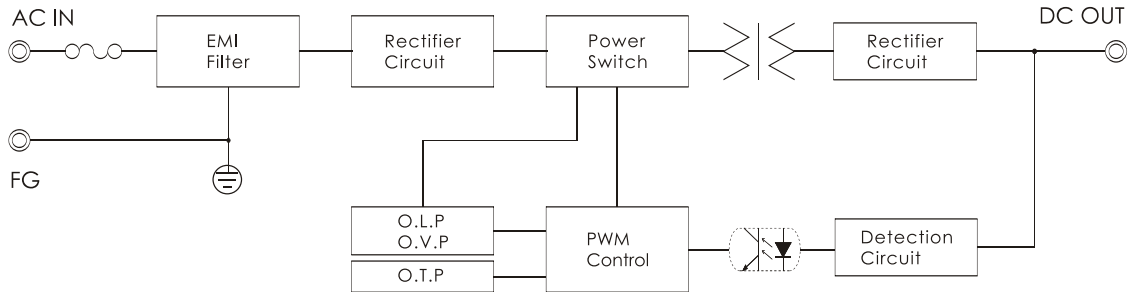
IP68      **SELV LPS**  **US**

ITEM		IOP100S12W1
INPUT	VOLTAGE RANGE	AC90~132V
	FREQUENCY RANGE	47~63Hz
	EFFICIENCY(typ.)	82%
	AC CURRENT(typ.)	1.6A/100VAC
	INRUSH CURRENT(typ.)	COLD START 40A/100VAC
	LEAKAGE CURRENT	<1.4mA / 100VAC
OUTPUT	DC VOLTAGE	12V
	RATED CURRENT	8.4A(6.24A@50°C)
	RATED POWER	100W
	RIPPLE&NOISE(max.) Note2	170mVp-p
	VOLTAGE ADJ. RANGE	±5%
	VOLTAGE TOLERANCE Note3	±3%
	LINE REGULATION Note4	±1%
	LOAD REGULATION Note5	±2%
	SETUP,RISE TIME(max.)	3000ms,100ms/100VAC at full load
HOLD UP TIME(typ.)	10ms/100VAC at full load	
PROTEC-TION	SHORT CIRCUIT	Hiccup mode ; recovers automatically after fault condition is removed
	OVERLOAD	Over 110% of rating ; recovers automatically after fault condition is removed
	OVER VOLTAGE	115~140% of rating
	OVER TEMPERATURE	100±10°C (temp. Sensor) ; recovers automatically after fault condition is removed
ISOLA-TION	WITHSTAND VOLTAGE	I/P-O/P:AC3KV, I/P-F.G:AC1.5KV, O/P-F.G:AC0.5KV
	ISOLATION RESISTANCE	I/P-O/P, I/P-F.G, O/P-F.G:DC500V 100Mohms(At room temp. & humid.)
ENVIRON-MENT	WORKING TEMP.&HUMID.	-40~+50°C (Refer to "DERATING CURVE"),20~95%RH
	STORAGE TEMP.&HUMID.	-40~+75°C,10~95%RH
	VIBRATION	10~500Hz, 5G 12min./1cycle, period for 72min. each along X, Y, Z axes
OTHERS	DIMENSION/WEIGHT	206*56.7*42.3mm(L*W*H)/0.7Kg

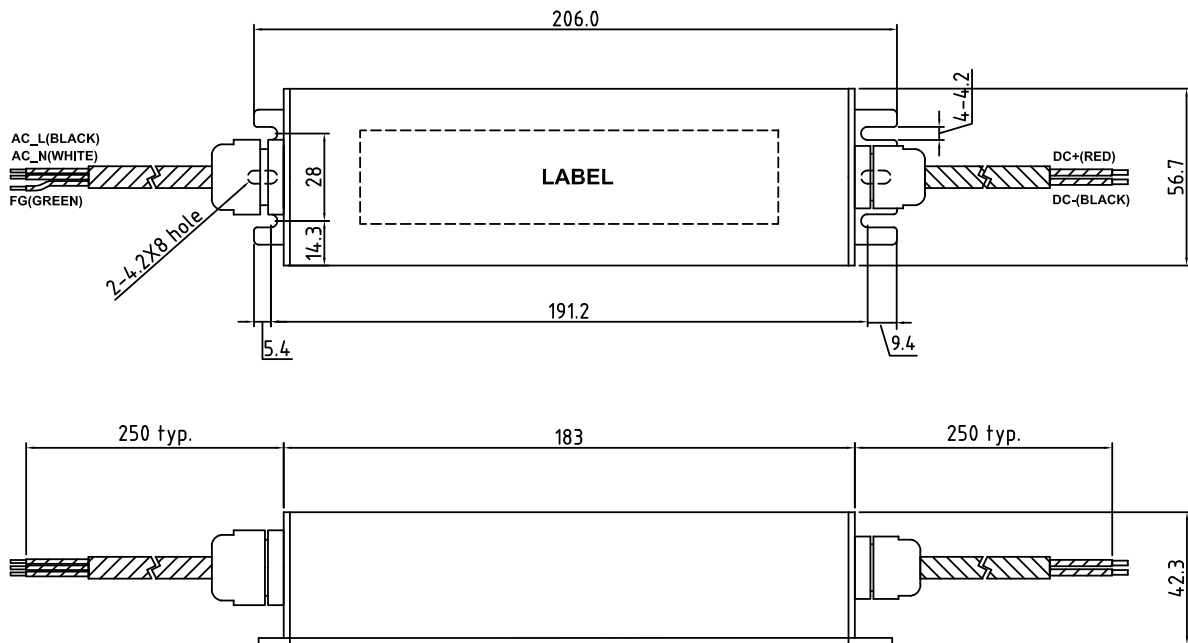
NOTE

1. All parameters not specially mentioned are measured at 220vac input, rated load and 25°C of ambient temperature.
2. Ripple & noise are measured at 20MHz of bandwidth by using a 12" twisted pare-wire terminated with 0.1 uF & 47uF parallel capacitor.
3. Tolerance : includes set up tolerance, line regulation and load regulation.
4. Line regulation is measured from low line to high line at rated load.
5. Load regulation is measured from low 0% to 100% rated load.

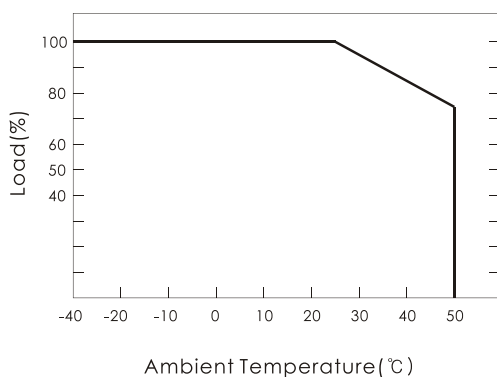
■ BLOCK DIAGRAM



■ DIMENSIONS(unit:mm)



■ DERATING CURVE



■ STATIC CHARACTERISTICS

