

Snowy der Schneemann inkl. Bauanleitung



M-19034



Benötigte STAX

USB Smart Base	2x2 weiß	2x3 weiß	2x2 schwarz	2x2 rot	2x3 rot	2x2 blau	2x3 blau	2x4 orange	Σ
1	28	2	5	4	1	8	2	1	52




ACHTUNG!
Erstickungsgefahr aufgrund
verschluckbarer Kleinteile


1




2




3




4



5



6



7



8



9



10



11




12



13




14



❄️ Fertig ❄️

Snowy der Schneemann

Bauanleitung



Benötigte STAX

USB Smart Base	2x2 weiß	2x3 weiß	2x2 schwarz	2x2 rot	2x3 rot	2x2 blau	2x3 blau	2x4 orange	Σ
1	28	2	5	4	1	8	2	1	53




ACHTUNG!
Erstickungsgefahr aufgrund
verschluckbarer Kleinteile


1




2




3




4



5



6



7



8



9



10



11




12



13



14



❄️ Fertig ❄️