

THE ARK - CROSSWAY - HVN#1010

ASSEMBLY INSTRUCTIONS



Before starting this kit, make sure you read through all the instructions carefully. READ OUR ARK PRIMER GUIDE FIRST Always remember to dry fit parts and sand as needed.

We use two kinds of glue when assembling our kits. Super glue (cyanoacrylate) or PVA glue.

You can repaint or weather our kits easily! The paint we use is a great base primer and will take paint nicely.

If you have any issues during assembly, please contact us and we'll always help!

We would like to take the time to thank you for purchasing a Black Site Studios product!

www.blacksitestudio.com

WE SUGGEST HAVING THESE TOOLS ON HAND



IMPORTANT SYMBOLS YOU'LL FIND ON YOUR JOURNEY



ATTENTION



DRY FIT



NO GLUE



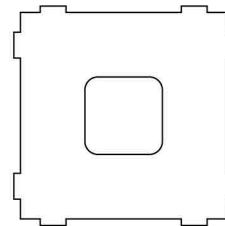
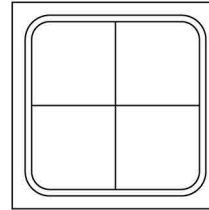
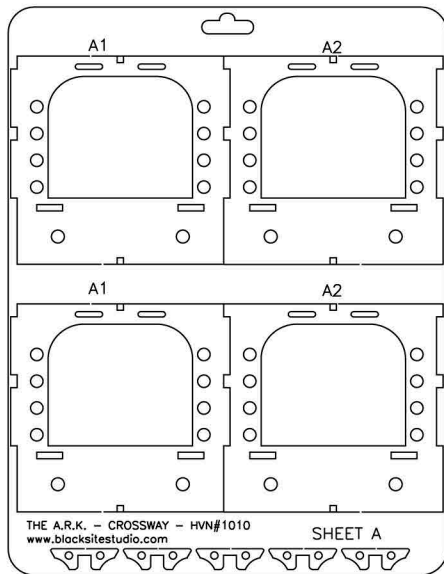
GLUE



TRIM/SAND

ARK - CROSSWAY - HVN#1010

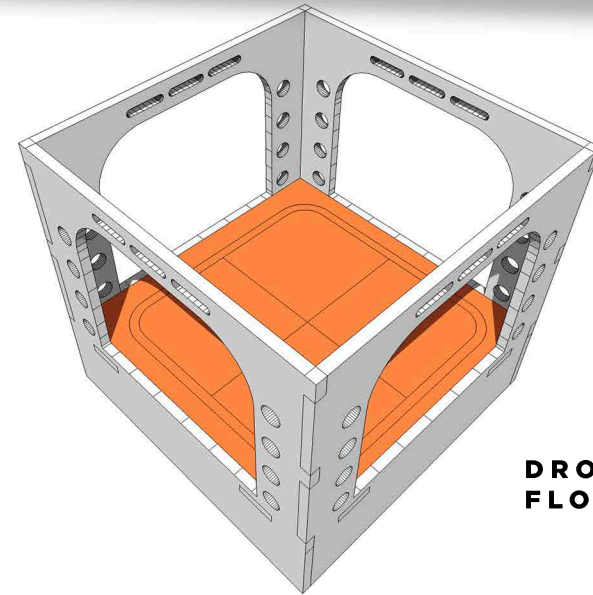
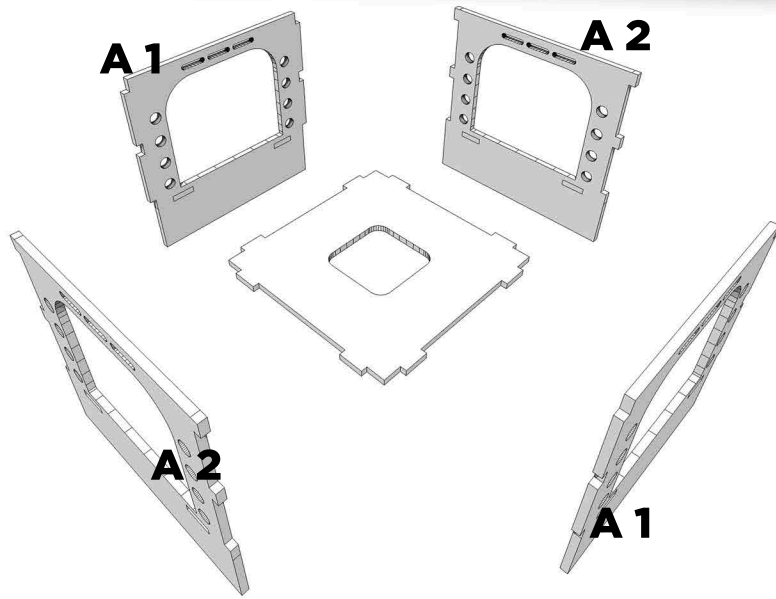
SHEETS AND PARTS LIST



**CHECK YOUR KIT CONTENTS
BEFORE STARTING**

THE ARK - CROSSWAY - HVN#1010

PAGE 1



**DROP IN GREY
FLOOR PANEL.**