

Hanging Guide



GATHER SUPPLIES

- Provided screws & drywall anchors
- 3/8" Drill bit
- Drill
- Hanging template



POSITION TEMPLATE

- Place template on wall
- Mark where to put screws



ATTACH ANCHORS & SCREWS

- Drill hole with 3/8" bit
- Press in drywall anchor
- Put screw into anchor





HANG FRAME

- Slide frame onto screws
- Gently tug down to lock frame in place
- Stand back in awe


PRINTING HELP

- Open PDF with Adobe Reader to avoid resizing
- You can download the most recent version of Adobe Reader here:
<https://get.adobe.com/reader/>
- In printer box, click "Actual Size"





UTAH



The

Beehive

State