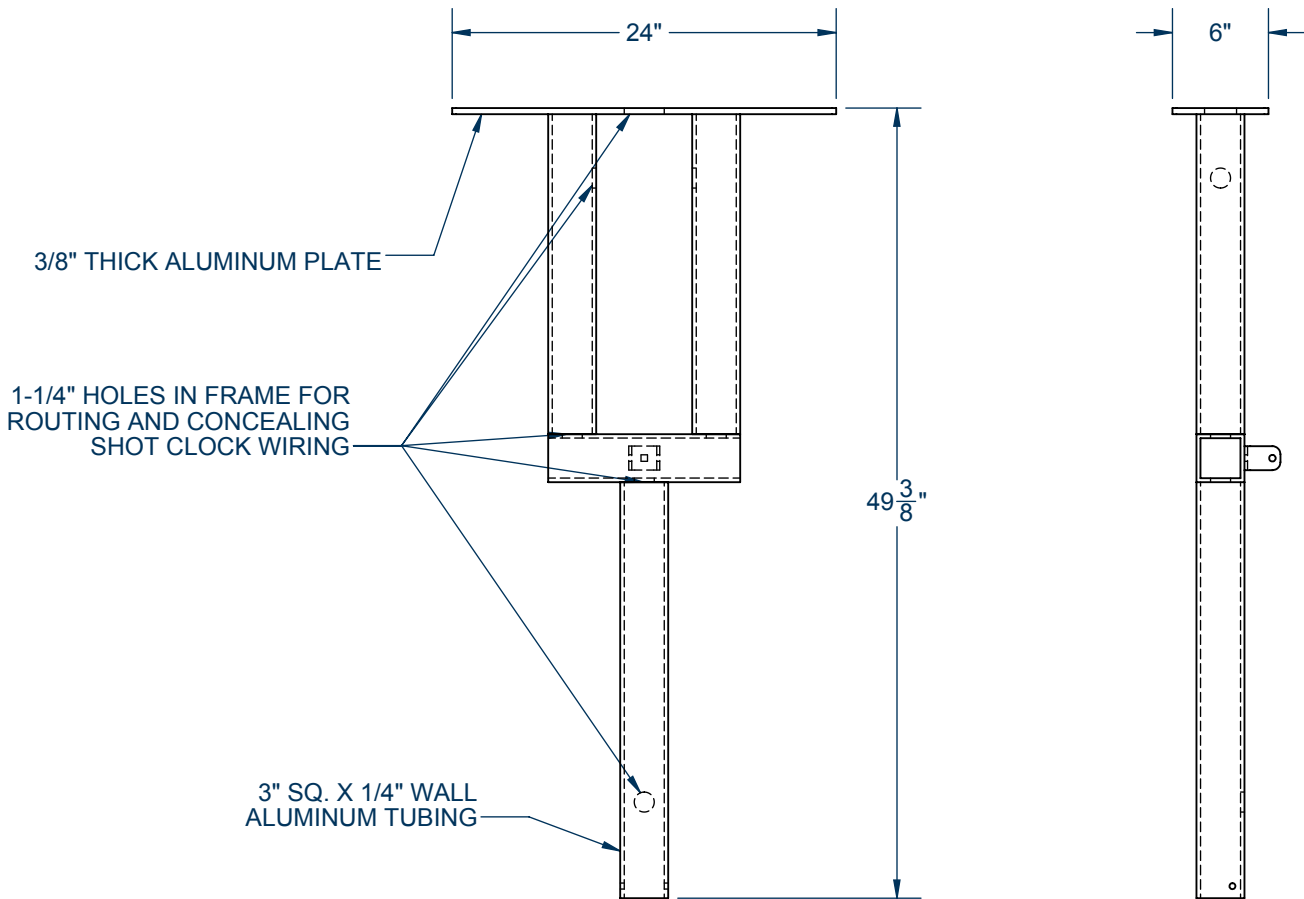
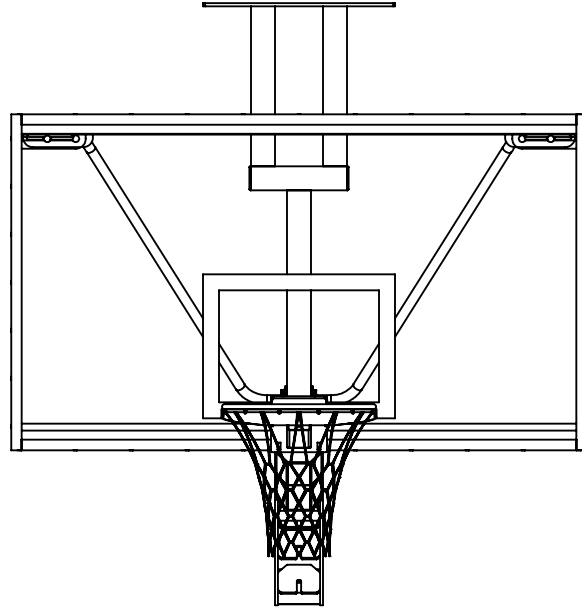
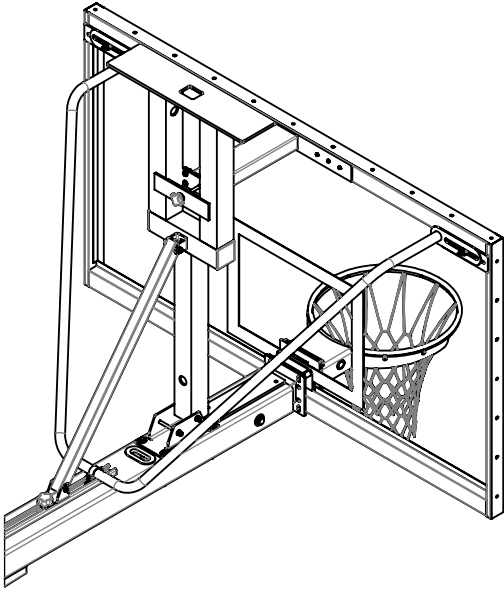


183850 - 1835 SHOT CLOCK SUPPORT

PLATFORM SHOT CLOCK SUPPORT



_____ - 183850 PLATFORM MOUNT SHOT CLOCK SUPPORT; FLAT BLACK

183850 - 1835 SHOT CLOCK SUPPORT

PLATFORM SHOT CLOCK SUPPORT

SPECIFICATIONS

PORTER No. 183850 SHOT CLOCK SUPPORT KIT FOR 1835 PORTABLE BASKETBALL BACKSTOPS (EACH)

Shot clock support frame shall be made of unitized 3" square, 1/4" thick wall aluminum tubing. A flat platform made of 3/8" thick aluminum plate shall be welded to the top of the frame to provide a base support to which a shot clock can be mounted. Platform plate shall come with large, rectangular hole in center for routing of wiring; mounting holes shall be drilled on-site for custom fit to specific shot clock units.

When raised to the upright position, the shot clock support frame shall be locked in position by a user-tightend, 3/8-16 threaded hand knob clamping onto a stepped steel plate to prevent both forward/backward and side-to-side movement. The unit shall be clamped against a unitized steel frame affixed to the top of the backboard. This frame shall be mounted using six self tapping screws.

The shot clock support frame shall manually articulate about a steel bracket affixed to the top of the offset arm of the portable backstop. A 1-1/2" square, steel brace tube shall be provided to assist the user in articulating the support frame. The brace tube may be clamped into any position throughout this travel by a 3/8-16 threaded hand knob.

By using the two hand knobs provided, this shot clock support can be set up and taken down with toolless operation.

This shot clock support has been designed to meet all competition requirements of the NCAA, NFHS, and international requirements of FIBA.