





www.gillathletics.com
800-637-3090

412 – S2 STARTING BLOCK CUSTOMER INSTRUCTIONS




Designed for high level competition. Constructed of aircraft quality aluminum. Pedals feature four angle adjustments.

Includes 1/2" pyramid spikes for synthetic tracks.



Pedals adjust easily along the length of the rail.

Ruled decal makes repeatable pedal set-ups quick and easy.



Pedals feature four angle adjustments.



www.gillathletics.com
800-637-3090

412 – S2 STARTING BLOCK CUSTOMER INSTRUCTIONS




The 412 S2 Starting Block consists of the following:

- 1x Rail
- 1x Front Stake Plate
- 1x Rear Stake Plate
- 1x Right Pedal
- 1x Left Pedal
- 4x Stake Plate Screw
- 12x Pyramid Spikes ½"
- 1x Allen Wrench
- 1x Spike Wrench



Using the four screws and provided Allen wrench, fasten the front and rear stake plates to the rail. The front stake plate should be at the end of the rail with the "10" marking. The rear stake plate should be at the end of the rail with the "55".



Turn the starting block back over and place the pedals on the rail so that they engage the "teeth" of the rail. The pedals should face the front of the rail, towards the "10" marking. Adjust the angle of the pedals as needed.



www.gillathletics.com
800-637-3090

412 – S2 STARTING BLOCK CUSTOMER INSTRUCTIONS



841
½" Pyramid Spikes (bag of 100)



P41402
Anchor Pin (bag of 3)
Sold Separate




P41213
Adjustment Spring and Rod



P41214
Pedal Bracket + Hardware



REPL00042
Pedal Hinge Set Screw
M6 X 25 (bag of 10)



41220
Left & Right Pedal Block (without pads)



41210
S2 Rail & Front and Rear Stake Plate & Stake
Plate Screw, 5/16"-18 x 1/2" socket cap (qty 4)



41040C02
Blue Pad



41040C03
Red Pad



41040C12
Black Pad