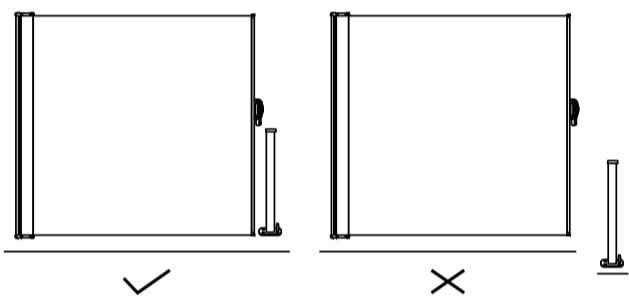



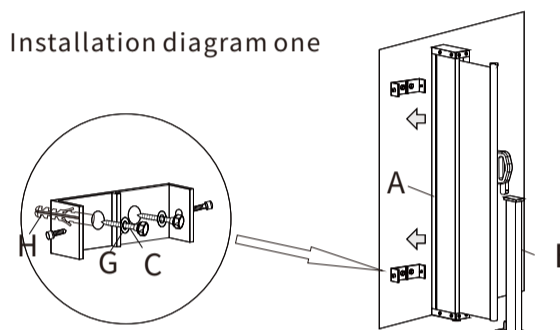
Side Awning Manual



Example drawing of accessories

| | | |
|---|--|----------|
| A | | Number 1 |
| B | | 1 |
| C | | 4 |
| D | | 2 |
| E | | 4 |
| F | | 1 |
| G | | 8 |
| H | | 8 |

Installation diagram one



Installation diagram two

