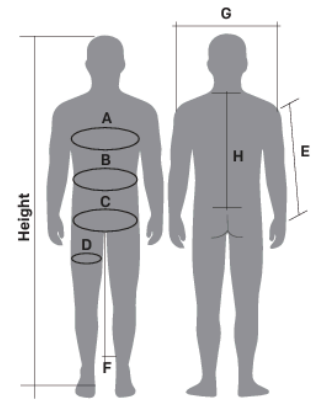


SIZING INFORMATION

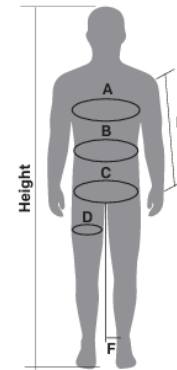
RACING SUIT SIZING TABLE

		S			M		L		XL		XXL		
IT SIZING	42	44	46	48	50	52	54	56	58	60	62	64	
Weight (kg)	50-60	55-65	60-70	65-75	70-80	75-85	83-88	85-92	87-95	90-100	95-110	105-115	
Height (cm)	150-160	155-165	158-170	165-175	170-180	170-183	177-187	182-190	185-195	187-198	190-200	190-200	
A Chest (cm)	83-87	87-91	91-95	95-99	99-103	103-107	107-111	111-115	115-119	119-123	123-127	127-131	
B Waist (cm)	67-71	71-75	75-79	79-83	83-87	87-91	91-95	95-99	99-103	103-107	107-111	111-115	
C Hips (cm)	80-84	84-88	88-92	92-96	96-100	100-104	104-108	108-112	112-116	116-120	120-124	124-128	
D Thigh (cm)	46-48	48-50	51-53	53-55	56-58	58-60	61-63	63-65	66-68	68-70	71-73	73-75	
E Arm (cm)	57-59	58-60	60-62	61-63	63-65	64-66	66-68	67-69	69-71	70-72	72-74	73-75	
F Inside leg (cm)	68-70	70-72	72-74	74-76	76-78	78-80	80-82	82-84	84-84	86-88	87-89	87-89	
G Shoulders (cm)	41-42	42-43	44-45	45-46	47-48	48-49	50-51	51-52	53-54	54-55	56-57	57-60	
H Back (cm)	46-49	47-50	48-51	49-52	50-53	51-54	52-55	53-56	54-57	55-58	56-59	57-60	



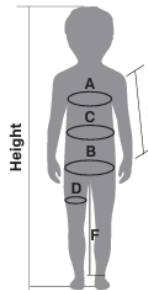
KARTING SUIT SIZING TABLE

		S			M		L		XL		XXL	
IT SIZING	42	44	46	48	50	52	54	56	58	60	62	
Weight (kg)	50-60	55-65	60-70	65-75	70-80	75-85	83-88	85-92	87-95	90-100	95-110	
Height (cm)	150-160	155-165	158-170	165-175	170-180	173-183	177-187	182-190	185-195	187-198	190-200	
A Chest (cm)	80-84	84-88	88-92	92-96	96-100	100-104	104-108	108-112	112-116	116-120	120-124	
B Waist (cm)	64-68	68-72	72-76	76-80	80-84	84-88	88-92	92-96	96-100	100-104	104-108	
C Hips (cm)	82-86	86-90	90-94	94-98	98-102	102-106	106-110	110-114	114-118	118-122	122-126	
D Thigh (cm)	47-50	50-52	52-55	55-57	57-60	60-62	62-65	65-67	67-70	70-72	72-74	
E Arm (cm)	58-60	60-62	62-64	63-65	64-66	66-68	68-70	69-71	71-73	72-74	73-75	
F Inside leg (cm)	70-72	72-74	74-76	76-78	78-80	80-82	82-84	84-86	86-88	88-90	88-90	



CHILDREN KART SUIT SIZING TABLE

IT SIZING	120	130	140	150	160
Height (cm)	110-120	120-130	130-140	140-150	150-160
A Chest (cm)	57-62	63-68	69-74	75-80	81-86
B Waist (cm)	48-53	54-59	60-65	66-71	72-77
C Hips (cm)	58-63	64-69	70-75	76-81	82-87
D Thigh (cm)	37-39	40-42	43-45	46-48	49-51
E Arm (cm)	46-48	49-51	52-54	54-56	56-58
F Inside leg (cm)	51-53	54-57	58-63	64-67	68-72



FIA HELMETS COMPARISON SIZE TABLE

	XXS	XS	S	M	L	XL
J-RALLY			57-58	58-59	60-61	61-62
GP-R - GP-R K	54-55	55-56	57-58	58-59	60-61	61-61+
KJ 8 EVO		52-53	54-55	56-57	58-59	

ECE HELMETS COMPARISON SIZE TABLE

	XS	S	M	L	XL	XXL
CIRCUIT / STAR	53-54	55-56	57-58	59-60	61-62	63-64

Circumference cm

SHOES COMPARISON SIZE TABLE

European sizes	32	33	34	35	36	37	38	39	40	41	42	43	44	45	46	47	48
USA sizes	1	2	3	3 1/2	4 1/2	5	6	6 1/2	7 1/2	8	9	10	10 1/2	11 1/2	12	13	14
UK sizes	13 KID	1	2	2 1/2	3 1/2	4	5	5 1/2	6 1/2	7	8	9	9 1/2	10 1/2	11	12	13
cm	21	22	23	23	23,5	24,3	25	25,5	26	27	27,5	28,1	28,7	29,5	30,2	31	31,5

GLOVES COMPARISON SIZE TABLE

European sizes	4	5	6	7	8	9	10	11	12	13
USA sizes	5XS	4XS	3XS	2XS	XS	S	M	L	XL	XXL
Hand circumf (cm)	17,5-18,4	18,5-19,2	19,3-19,9	20-20,7	20,8-21,5	21,6-22,3	22,4-23	23,1-23,7	23,8-24,8	24,7-25,4



For a correct measurement, please hold tape in center of palm and measure around hand.