



SUBMERSIBLE BOOSTER

Approved for Drinking Water
AS/NZS 4020 ✓

2 YEAR WARRANTY

WATER SOURCE



Above Pump Level



Below Pump Level

APPLICATION



Household Water



Irrigation

- Includes float switch for **automatic operation and dry run protection**
- **Virtually silent submerged operation** that won't disturb your family or neighbours
- **Easy submerged installation – plug & pump**
Connect to the pipework, plug into a power outlet and you're ready to pump
- Suitable for submerged pumping from **water sources above or below ground level**

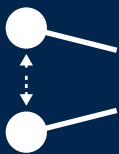


SB-AW with floating suction strainer and float switch

25 dB Max. **LOW NOISE**




PUMP CONTROL & PROTECTION FEATURES



FLOAT SWITCH

External float that turns your pump on or off based on the water level - this prevents dry-running.



THERMAL OVERLOAD PROTECTION

The single phase motor will stop automatically if it overheats and will restart once it cools down - protecting your motor from damage.

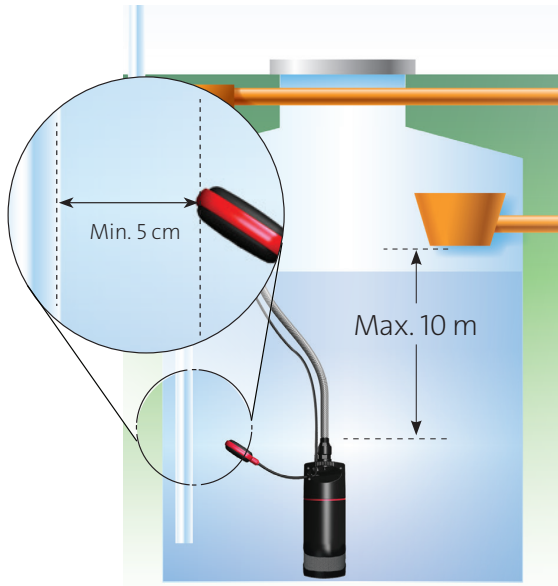


CURRENT OVERLOAD PROTECTION

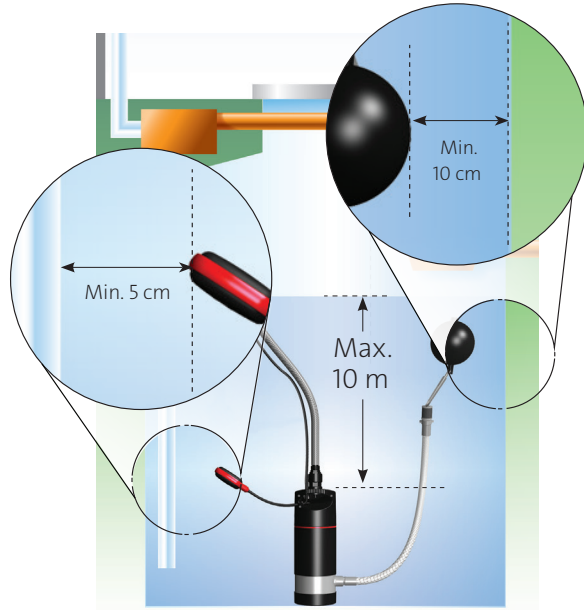
The single phase motor will stop automatically if a current overload event occurs and will restart once normal current is restored - protecting your motor from damage.

FIND SPACE FOR YOUR PUMP (MINIMUM TANK DIMENSIONS & FREE SPACE)

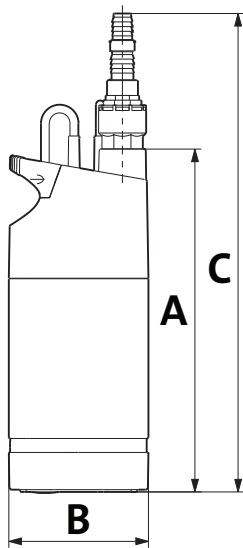
SB-A with float switch



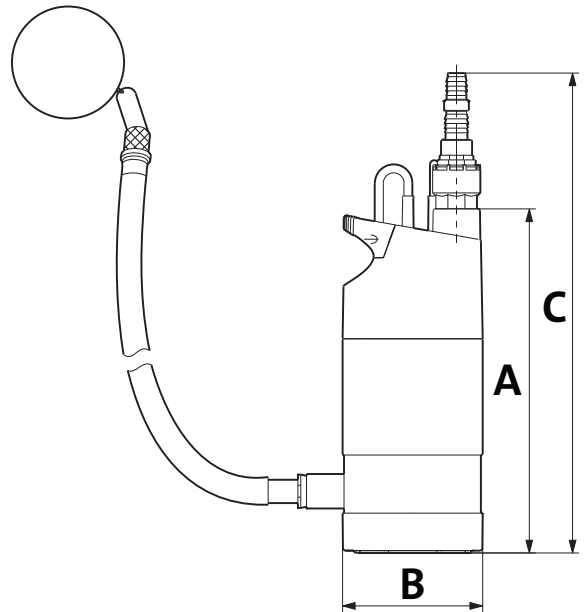
SB-AW with floating suction strainer and float switch



SB A



SB AW



Model	Connections		Dimensions (mm)		
	Inlet	Outlet*	A (h)	B (w)	C (outlet)
SB 3-35 A 97709345	Stainless Steel Strainer	¾" or 1" Female	390	150	536
SB 3-35 AW 97686722	Floating Strainer		528	150	621
SB 3-45 A 97686724	Stainless Steel Strainer		415	150	584
SB 3-45 AW 97686726	Floating Strainer		553	150	646

* Outlet adapter kit in box