

Bleed

Fabric cut size (includes gasket)

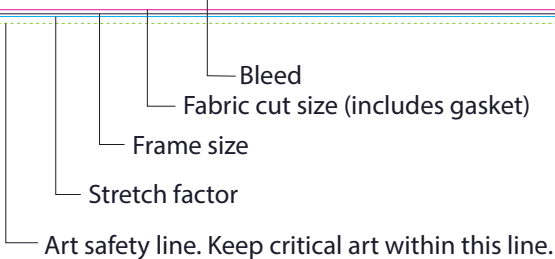
Frame size

Stretch factor

Art safety line. Keep critical art within this line.

39 x 96 2

Front



39 x 96 2
Back

If the back is
left blank
we will consider it
an unprinted blackout

Bleed

Fabric cut size (includes gasket)

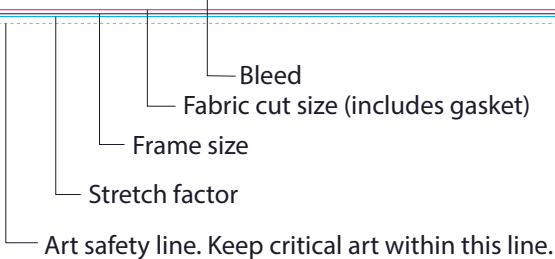
Frame size

Stretch factor

Art safety line. Keep critical art within this line.

39 x 96 1

Front



39 x 96 1
Back

If the back is
left blank
we will consider it
an unprinted blackout

Bleed

Fabric cut size (includes gasket)

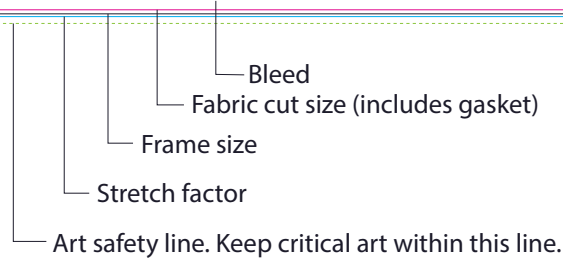
Frame size

Stretch factor

Art safety line. Keep critical art within this line.

78 x 96

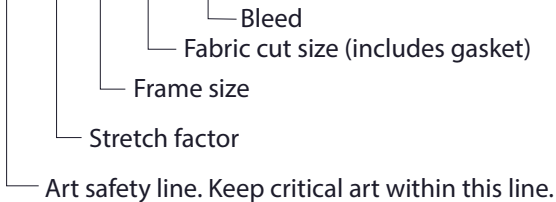
Front



78 x 96

Back

If the back is left blank
we will consider it an unprinted blackout

- 
- Diagram illustrating the components of a frame size:
- Bleed
 - Fabric cut size (includes gasket)
 - Frame size
 - Stretch factor
 - Art safety line. Keep critical art within this line.

Counter
(39.37x39.37)




Diagram illustrating the relationship between different sizes and safety margins:

- Bleed
- Fabric cut size (includes gasket)
- Frame size
- Stretch factor
- Art safety line. Keep critical art within this line.

Counter back (39.37x39.37)

If the back is left blank
we will consider it an unprinted blackout